

WP2 Framework for pharmacoepidemiological studies

WG1 Databases

Study Protocol

**Use of benzodiazepines and risk of hip/femur
fracture.**

**A methodological comparison across data sources
and epidemiological design.**

Version: Final Nov 14, 2011 with Amendment 1 approved 29 Feb 2012

WG1 Drug AE group

Name	Role
Francisco de Abajo ^{1,2}	Protocol Lead
Luis Alberto García Rodríguez ³	Protocol Backup
Ulrik Hesse ⁴	Protocol Reviewer
Andrew Bate ⁵	Protocol Reviewer
Saga Johanson ⁶	Protocol Reviewer
Frank de Vries ⁷	Protocol Reviewer
Marietta Rottenkolber ⁸	Database 1 (Bavaria) lead
Joerg Hasford ⁸	Database 1 (Bavaria) backup
Miguel Gil ²	Database 2 (Bifap) lead
Consuelo Huerta ²	Database 2 (Bifap) backup
Ulrik Hesse ⁴	Database 3 (DKMA) lead
Frank de Vries ⁷	Database 3 (DKMA) backup
Montserrat Miret ¹¹ and Jeane Pimienta ¹²	Database 3 (GPRD) lead
Arlene Gallagher/ Dan Dedman /Jenny Campbell ¹³	Database 3 (GPRD) backup
Olaf Klungel ⁷	Database 4 (Mondriaan) lead
Liset van Dijk ^{7,9}	Database 4 (Mondriaan) backup
Yolanda Alvarez ¹⁰	Database 5 (THIN) lead
Ana Ruigomez ³	Database 5 (THIN) backup
Mark de Groot ⁷ and Raymond Schlienger ¹⁴	WG1 coleads
Olaf Klungel ⁷ and Robert Reynolds ⁵	WP2 coleads

¹ Universidad de Alcalá, Madrid, Spain

² Agencia Espanola de Medicamentos y Productos Sanitarios, Madrid, Spain (AEMPS)

³ Fundación Centro Español de Investigación Farmacoepidemiológica, Madrid, Spain (CEIFE)

⁴ Lægemiddelstyrelsen (Danish Medicines Agency), Copenhagen, Denmark (DKMA)

⁵ Pfizer Ltd, New York, USA (Pfizer)

⁶ AstraZeneca AB, Molndal, Sweden (AZ)

⁷ Universiteit Utrecht, Utrecht, The Netherlands (UU)

⁸ Ludwig-Maximilians-Universität-München, Munich, Germany (LMU- Muenchen)

⁹ Netherlands Institute for Healthcare Research, Utrecht, The Netherlands (NIVEL)

¹⁰ European Medicines Agency, London, United Kingdom (EMA)

¹¹ Merck KGaA, Geneva, Switzerland (ME)

¹² GlaxoSmithKline Research and Development LTD, UK (GSK)

¹³ General Practice Research Database, London, United Kingdom (GPRD)

¹⁴ Novartis Pharma, Switzerland (Novartis)

Contents

1.	Context of the studies	6
2.	Background.....	6
3.	Objectives.....	7
4.	Methods	7
4.1.	Data Source	7
4.1.1.	Bavarian Claims Database (Germany).....	7
4.1.2.	BIFAP (Spain).....	7
4.1.3.	National Databases (Denmark).....	7
4.1.4.	General Practice Research Database (UK).....	8
4.1.5.	Mondriaan (The Netherlands)	9
4.1.6.	The Health Improvement Network (UK).....	9
4.2.	Period of valid data collection.....	9
4.2.1.	GPRD /THIN/Mondriaan/BIFAP Databases.....	9
4.2.2.	Bavarian Claims Database.....	10
5.	Study Designs	10
5.1	Descriptive study.....	11
5.1.1	Study Population	11
5.1.2	Exposure description.....	12
5.1.3	Outcome description.....	15
5.2	Analytical studies.....	16
5.2.1	Study population	16
5.2.2	Outcome Definition.....	17
5.2.3	Exposure definition	18
5.2.4	Potential confounders.....	20
5.2.5	Analysis.....	20
5.3	Cohort study.....	21
5.3.1	Follow-up.....	21
5.3.2	Analysis.....	21
5.4	Nested case-control study.....	22
5.4.1	Case definition.....	22
5.4.2	Selection of controls.....	22
5.4.3	Exposure definition	22
5.4.4	Analysis.....	22
5.5	Case-crossover analysis.....	23
5.5.1	Study population	23
5.5.2	Analysis.....	23
5.6	Self-controlled case series analysis	23
5.6.1	Study population	23
5.6.2	Analysis.....	24
6.	Instrumental variable analysis.....	24
7.	Limitations.....	25
8.	References.....	27
9	Annexes	30
9.1	Annex I Codes for exposure and outcome	30
9.2	Annex II Codes for benzodiazepines indication	36
9.3	Annex III Codes for potential confounders	56
9.3.1	Codes for group b) Well established risk factors for fracture.....	56
9.3.2	Codes for group c) Risk factors immediately related to the outcome	85
9.3.3	Codes for group d) Other risk factors that have been associated with fracture in the past.	88

10.	APPENDIX (Amendments)	173
10.1	Appendix 1.....	173

FIGURES

Figure 1.	Period of valid data collection and study population for the designs. Descriptive study	12
Figure 2.	Period of valid data collection and study population for the designs. Analytical studies	17
Figure 3.	Constructing drug treatment episodes based on estimated duration of a dispensed prescription and gaps of a defined length	18

TABLES

Table1.	Study designs to be conducted in each datasource	10
Table 2 .	List of benzodiazepines, DDD, Half-life and Recommended Daily Dose	30
Table 3.	ICD-10 and ICPC-2 Codes for Hip/femur fracture.....	32
Table 4.	READ Codes for hip/femur fracture (THIN and GPRD database)	33
Table 5.	Benzodiazepines indications (ICPC-2, ICD-10 and READ codes).....	36
Table 6.	Weight, height, BMI, smoking and alcohol	56
Table 7.	Previous Fractures	56
Table 8.	Glucocorticoids	82
Table 9.	Rheumatoid arthritis	83
Table 10.	Osteoporosis.....	85
Table 11.	Paget’s disease	86
Table 12.	Bisphosphonates	87
Table 13.	Raloxifene	87
Table 14.	Parathyroid hormones and analogues	87
Table 15.	Strontium ranelate	87
Table 16.	Vitamin D and analogues.....	87
Table 17.	Calcitonin	87
Table 18.	Antidepressant	88
Table 19.	Antipsychotic drugs /lithium	88
Table 20.	Anti-Parkinson drugs	88
Table 21.	Antiepileptic drugs (anticonvulsants).....	88
Table 22.	Inhaled glucocorticoids.....	89
Table 23.	Bronchodilators	89
Table 24.	Antiarrhythmics	89
Table 25.	Sedating antihistamines	89
Table 26.	Antihypertensives.....	89
Table 26.1.	ACE inhibitors	90
Table 26.2.	Angiotensin II antagonists	90
Table 26.3.	Beta blocking agents.....	90
Table 26.4.	Calcium channel blockers	90
Table 26.5.	Other antihypertensives.....	91
Table 27.	Diuretics.....	91
Table 28.	Hormone replacement therapy.....	92
Table 29.	Thyroid hormones	92
Table 30.	Antithyroid drugs.....	92

Table 31. Drugs disease-modifying anti-rheumatic drug (DMARD).....	92
Table 32. Thiazolidinediones	93
Table 33. Other antidiabetics	93
Table 34. Antiemetic (Metoclopramide).....	93
Table 35. Anticoagulants	93
Table 36. Opioids (including Morphine).....	94
Table 37. Non steroidal Antiinflammatory drugs.....	94
Table 38. Statins	94
Table 39. Proton Pum Inhibitors	94
Table 40. Aromatase inhibitors	94
Table 41. Anaemia	95
Table 42. Epilepsies/Seizures	100
Table 43. Syncope	100
Table 44. Ischaemic heart disease	101
Table 45. Cerebrovascular disease.....	103
Table 46. Malignant neoplasma	106
Table 47. Inflammatory bowel disease	156
Table 48. Chronic obstructive airway disease.....	157
Table 49. Liver disease	159
Table 50. Chronic renal failure	162
Table 51. Mental disorders	162
Table 52. Dementia/Alzheimer	170

1. Context of the studies

The studies described in this protocol are all performed within the framework of PROTECT (Pharmacoepidemiological Research on Outcomes of Therapeutics by a European ConsorTium) Workpackage 2 and Workgroup 1. Primary aim of these studies is to develop, test and disseminate methodological standards for the design, conduct and analysis of Pharmacoepidemiological (PE) studies applicable to different safety issues and using different data sources. To achieve this, results from PE studies on 5 key adverse events (AEs) performed in different databases will be evaluated. Therefore, emphasis will be on the methodological aspects of the studies in this protocol and not on the clinical consequences of the association under investigation.

The standards to develop will contribute to decrease the discrepancies in results from different studies in the future and increase the usefulness and reliability of these studies for benefit-risk assessment in the EU.

2. Background

Benzodiazepines are one of the therapeutic groups most widely used, mainly indicated as hypnotics and anxiolytics. Guidelines recommend treatment courses not exceeding 4-6 weeks. However, long-term treatment is highly prevalent, particularly in older people with a prevalence ranging from 15 to 30% (1). However, treatment is often taken as needed.

Hip/femur fractures are a major cause of morbidity and mortality (2), impair quality of life and impose a considerable economic burden (3). Among people aged 50 years and older, a case-fatality rate of 20% is associated within the first year (4).

The relationship between benzodiazepines and hip fractures remains controversial. Psychotropic medication has been traditionally associated with hip fractures (5). Among psychotropic medication, long elimination half-life benzodiazepines were found to increase the risk of hip fractures in a case-control study published in the late eighties (6). Since then, several investigations have been performed, mostly in older patients focusing on the relationship between benzodiazepines and hip fractures, and between benzodiazepines and falls as a mechanism underlying this effect. A review performed in 2003, which included 11 epidemiological studies, reported that results were not always consistent (1). Seven out of eight cohort and population based case-control studies, found an association, but different results were reported according to benzodiazepines' half-life. In four hospital-based case-control studies no association between benzodiazepines use and hip fracture has been described. Data on dosing was only included in three of the studies, and once more results were not conclusive. Results ranged from no effect to an increased risk with high dose regimens. Results from subsequent succeeding studies have also shown contradictions, with no association reported in one of the studies (7), and an association described for the short-term use of short half-life, high-potency benzodiazepines (8, 9).

Even though there is epidemiological evidence suggesting that the use of benzodiazepines increases the risk of hip fractures, problems rise with the definition of benzodiazepine exposure, or biases such as confounding by indication and the control for confounders. These remain unresolved topics that should be addressed in future studies. In the present protocol, it is proposed to further asses the risk of

hip/femur fractures associated with benzodiazepines using different study designs in different primary databases, and to compare the results in order to evaluate the impact of design and population differences on the outcome of the study association.

3. Objectives

To assess the association between benzodiazepines use and hip/femur fracture with different study designs (descriptive, cohort, nested case-control, case crossover and self control case series) across different primary care databases (Bavarian, Mondriaan, National Databases (Denmark), GPRD, BIFAP y THIN) and to compare the results between databases, across designs to evaluate the impact of design/database/population differences on the outcome of the studied association.

4. Methods

4.1. Data Source

The proposed studies will be conducted in populations from the following databases:

4.1.1. Bavarian Claims Database (Germany)

The Bavarian statutory health insurance physicians' association is based on accounting information of the Bavarian physicians. This German database includes a population-based data on diagnosis and medical services, covering 10.5 million people. It is a pharmacy (claims) database linked to outpatient treatment data through general practitioners and specialists. The database exists since 2001 and covers 84% of the Bavarian population excluding those with private insurance. A population-based study on asthma treatment resistance is done using this database(15).

4.1.2. BIFAP (Spain)

BIFAP (Base de Datos para la Investigación Farmacoepidemiologica en Atención Primaria), a computerised database of medical records of Primary Care) (14) is a non-profit research project operated by the Spanish Medicines Agency (AEMPS), a public agency belonging to the Spanish Department of Health, with the collaboration of the Spanish Centre for Pharmacoepidemiological Research (CEIFE). The project has started in 2003, including data from 2001, having the goal to achieve a pool of collaborators in the range of 1000 general practitioners and paediatricians. Currently, 1190 physicians (995 GPs and 195 paediatricians) from 9 different autonomous communities in Spain collaborate with BIFAP and send their data to BIFAP every 6 months. BIFAP database includes clinical and prescription data from around 3.1 million patients covering around 6.8% of the Spanish population. The AEMPS has renewed its funding to BIFAP for project consolidation, for validation of information included in the databases, in addition to performing epidemiological studies.

4.1.3. National Databases (Denmark)

The Danish registries include computerized medical records of general practitioners and all hospital contacts, medication use, and causes of death for the entire population (5.5 million inhabitants). The National Bureau of Statistics keeps computerized records of income, degree of education, working

status, and civil status. The Ministry of Interior keeps records of all inhabitants and their migrations and date of birth and death. The information on outcomes will come from the National Hospital Discharge Register [22]. The National Hospital Discharge Register was founded in 1977. It covers all inpatient contacts from 1977 to 1994 and from 1995 also all outpatient visits to hospitals, outpatient clinics, and emergency rooms. Upon discharge, the physician codes the reason for the contact using the ICD system. The code used is at the discretion of the individual physician. The register has a nationwide coverage and an almost 100% capture of contacts. In general, the validity of registrations is high [23]. The National Health Service keeps a register of all contacts to general practitioners for reimbursement purposes. The register does not contain ICD codes for the contacts but codes for the nature of the contact (regular check-up visit, routine vaccination in children).

The Danish Medicines Agency keeps a nationwide register of all drugs sold at pharmacies throughout the country from 1996 onward (National Pharmacological Database run by the Danish Medicines Agency [24]). Any drug bought is registered with ATC code, dosage sold, and date of sale for the period January 1, 1996, to December 31, 2009. As all sales are registered to the individual who redeemed the prescription, the capture and validity are high.

All registers can be linked through the use of a person specific code (the civil person number) given to all inhabitants, and used for all of the registrations mentioned before. The validity of fracture reports in general is high (around 97%, although differences may exist between different fracture types).

4.1.4. General Practice Research Database (UK)

The General Practice Research Database (GPRD) comprises computerized medical records of general practitioners (GPs) from 1987 onwards. The database contains data from over 600 practices based throughout the United Kingdom, providing information on 12.5 million patients, of which 5 million are currently active. The data covers 8% of the population. GPs play a gatekeeper role in the UK health care system, as they are responsible for primary health care and specialist referrals. Patients are affiliated to a practice, which centralizes the medical information from the GPs, specialist referrals, hospitalisations and tests. The data recorded in the GPRD include demographic information, prescription details, clinical events, preventive care provided, specialist referrals, laboratory results, hospital admissions and death. Many practices are entirely paperless and have included key historical events prior to 1987 in a patient's record. The validity of a wide range of drug exposure data is routinely tested. Practices that want to contribute data to GPRD are carefully selected and trained in the software used to record medical data. Only those practices that meet quality standards are then used for research (about 10% of the practices that send data to GPRD do not meet the quality standards). Furthermore, validation studies are conducted regularly by comparing GPRD data to written notes of general practitioners. Recent additions to the database include external record linkage to other National Health Services (NHS) datasets, such as the national Hospital Episode Statistics (with extended data on all hospitalisations) and Death Certificates, increased availability of free text information via new automated system, the possibility of genetic linkage studies, prospective data collections such as questionnaires, copies of patient-based correspondence, the conduct of multi-country studies, and performing randomization studies within the database.

4.1.5. Mondriaan (The Netherlands)

The Dutch Mondriaan project is a private-public collaboration funded by the Dutch TOP Institute Pharma (10). Under the umbrella of Mondriaan, the participating databases currently include: the Dutch General Practitioner (LINH) database, The Almere Health Care (ZGA) database, The General Practitioners of Utrecht (HNU) database and The Leidsche Rijn Julius Health Centre (LRJG) database. The cumulative number of persons having data in Mondriaan reached around 1.4 million comprising mainly of general practitioner (GP) data complemented by pharmacy dispensing data and linkages to survey data. The four databases within Mondriaan have different starting dates and scope of data. LINH is the Netherlands Information Network of General Practice and it holds a longitudinal data on morbidity, prescription, and referrals. The GPs record data on all patient contacts, including diagnoses, referrals and prescriptions. The ZGA is a GP and pharmacy database. The HNU is a GP database set up in 1995 and includes data dating till the end of 2005. The LRJG is a GP database with a linkage to additional survey records. Survey information is periodically up-dated through follow-up, including information on a wide range of health and lifestyle related variables.

4.1.6. The Health Improvement Network (UK)

The Health Improvement Network (THIN) (12) is a collaboration between two companies, In Practice Systems Ltd. (INPS), developer of Vision software used by GPs in the UK, and EPIC, provider of access to data for use in medical research. THIN data are collected during routine practice and regularly delivered to THIN. THIN data collection prospectively started in 2003 – although all prior computerised data were extracted from each practice since they started medical record computerisation). It currently contains the electronic medical records of almost 8 million patients (more than 3 million active patients) collected from over 386 general practices in the UK. THIN database consequently covers more than 5.7% of the population in the UK (13). Patient data are arranged in four standardised (Patient, Medical, Therapy and Additional Health Data and one linked (postcode variable indicators) files per practice. Further information is possible to obtain via the Additional Information Service (AIS) including: questionnaires completed anonymously by the patient or GP, copies of patient-based correspondence, a specified intervention (e.g. a laboratory test to confirm diagnosis) and death certificates.

4.2. Period of valid data collection

Each data source has a period of valid data collection, from the left censoring date, up to the right censoring date. For the proposed studies we will consider the study period from 1 January, 2001 to 31 December, 2009 for all databases (see [Table1](#)).

4.2.1. GPRD /THIN/Mondriaan/BIFAP Databases

The left censoring date (start date) is the latest of the following:

- 1, January 2001 (GPRD, Mondriaan, BIFAP, THIN)
- the date that a practice was enrolled into the database (Mondriaan),
- the date that a patient enrolled into a practice, or
- the date that a practice became up to research standard (GPRD, THIN, BIFAP)

The right censoring date (end date) is the earliest of the following:

- 31 December, 2009
- the date a patient died,
- the date a patient was transferred out of the practice,
- the date that the practice left the database, or
- the latest recorded event date

As deaths may not be always well captured in Dutch and Spanish databases; we will right censor patients in these databases on patient's latest recorded event date.

4.2.2. Bavarian Claims Database

The left censoring date is the earliest event that is recorded for an individual patient (prescription, diagnosis or lab test) after January 1, 2001. The right censoring date is the latest event that is recorded for an individual patient (prescription, diagnosis or lab test) before December 31, 2009. Death is not well captured in the Bavarian claims data.

5. Study Designs

The proposed designs described in this section will be conducted in different data sources according to Table 1.

Table1.Study designs to be conducted in each datasource

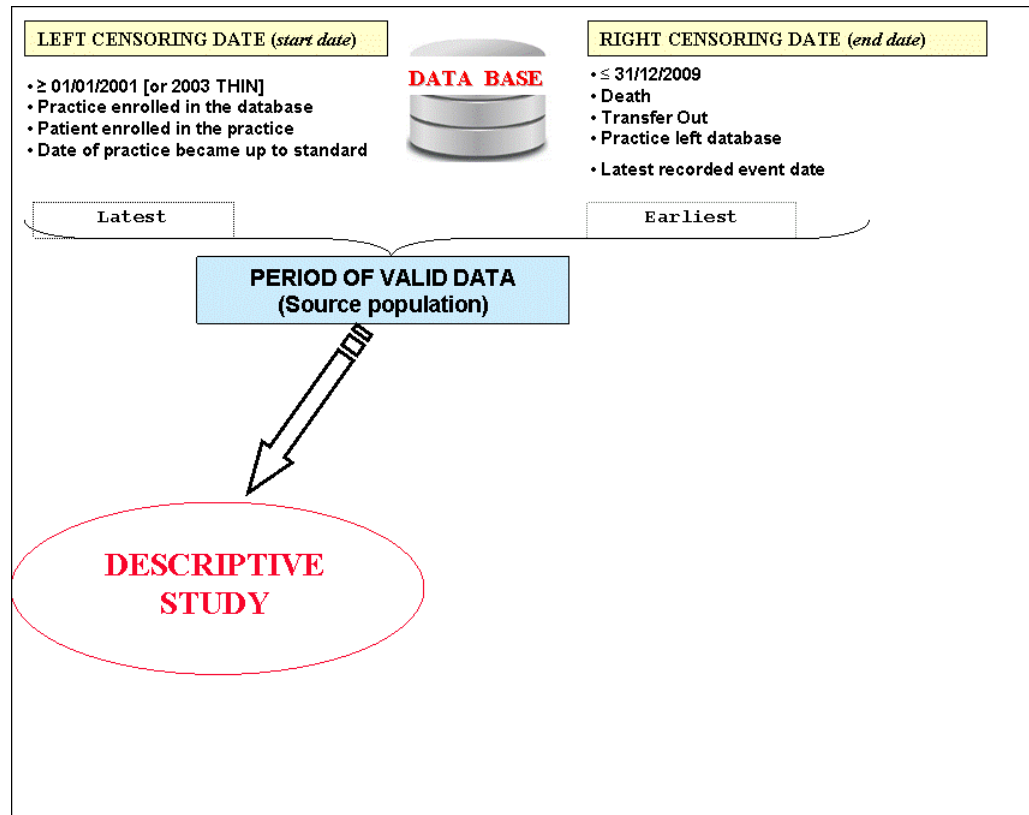
Datasource	Study design	Priority	Partner
Bavaria	Descriptive	High	LMU MUNCHEN
Bavaria	Cohort	High	LMU MUNCHEN
Bavaria	Nested case control	High	LMU MUNCHEN
Bavaria	Case crossover	High	LMU MUNCHEN
BIFAP	Descriptive	High	BIFAP
BIFAP	Cohort	High	BIFAP
BIFAP	Nested case control	High	BIFAP
BIFAP	Case crossover	High	BIFAP
DKMA	Descriptive	High	DKMA
GPRD	Descriptive	High	ME
GPRD	Cohort	High	ME
GPRD	Case crossover	High	GSK
GPRD	Self controlled case series	High	GSK
Mondriaan	Descriptive	High	UU
Mondriaan	Cohort	High	UU
Mondriaan	Nested case control	High	UU
Mondriaan	Case crossover	High	UU
THIN	Descriptive	High	EMA
THIN	Cohort	Low	EMA
THIN	Nested case control	High	EMA
THIN	Case crossover	Low	EMA

5.1 Descriptive study

5.1.1 Study Population

The study population will consist of all patients included in the period of valid data collection ([Section 4.2](#)). See description of the study population for the descriptive study in [Figure 1](#).

Figure 1. Period of valid data collection and study population for the designs. Descriptive study



5.1.2 Exposure description

5.1.2.1 Prevalence of benzodiazepine use by sex and age

Exposure to benzodiazepines ([Annex I, Table 2](#)) will be described in terms of gender and age in ten-year categories (0-9, 10-19, 20-29, 30-39, 40-49, 50-59, 60-69, 70-79, 80-89, 90+) across the 9-year time period (1 January 2001 until 31 December 2009) for the participating databases. It will be defined and calculated as follows:

- 1) Period prevalence of ever use for the 9 years (2001-2009).
- 2) Period prevalence for each year from 2001 to 2009.
- 3) Point prevalence for each year, from 2001 to 2009, at 1 June of the calendar year.

Explanations:

1&2. Period prevalence for the 9 years, and for each year from 2001 to 2009, will be calculated by age and sex.

- Numerator will be the total number of patients with at least one prescription in the whole period (2001-2009) and in each year. When a prescription overlaps over two consecutive years, it will only be counted once, corresponding to the year in which the prescription was filled.
 - Denominators:
 - o Denominator 1 (preferred): number of people that are present in the database at mid-year (1 June).
 - o Denominator 2 (if possible): number of person-years in the study period, overall and in each age and sex specific categories.
 - o Denominator 3 (alternative): If mid-year is not possible, number of people at 1 January.
 - o Denominator 4 (alternative): Total number of people in geographically defined catchment area
 - Results will be per 10,000 patients (and per 10,000 person-years if denominator 2 is used).
3. Point prevalence will be calculated by age and sex using the number of patients in the database at June 1 of each year.
- Numerator will be patients “current” users on this day. For this descriptive study, current user will be considered as patients with a prescription of benzodiazepines within 30 days before June 1 of each year, assuming duration of a supply as 30 days.
 - Results will be per 10,000 patients.

5.1.2.2 Prevalence of benzodiazepine use stratified by indication

The indication is defined in association with the first prescription in the year of interest (independent of potential changes of the indication throughout the year). Indication is estimated only once (first prescription issued) per year. It will be defined and calculated as follows:

- 1) Period prevalence by year from 2001 to 2009 stratified by indication.
- 2) Point prevalence by year from 2001 to 2009 stratified by indication.

Explanations:

- 1) Period prevalence by year from 2001 to 2009 stratified by indication.
 - Numerator will be patients ever users of benzodiazepines in each category of indication associated to the first prescription in the year of interest.
 - Denominators:
 - o Denominator 1 (preferred): number of people that are present in the database at mid-year (1 June).

- Denominator 2 (if possible): number of person-years in the study period.
 - Denominator 3 (alternative): If mid-year is not possible, number of people at 1 Jan.
 - Denominator 4 (alternative): Total number of people in geographically defined catchment area.
- Results will be per 10,000 patients (and per 10,000 person-years if denominator 2 is used).
- 2) Point prevalence will be calculated using the number of patients in the database at June 1 of each year.
- Numerator will be patients “current” users on this day stratified by indication. For this descriptive study, current user will be considered as patients with a prescription of benzodiazepines within 30 days before June 1 of each year, assuming duration of a supply as 30 days.

Definition for categories of indication:

Prevalence of benzodiazepines ever used by indication will be assessed using the specific link between indication and prescriptions if it exists, and if not, this will be assessed by searching for specific codes or free text any time before of the prescription of interest (first prescription in the year of interest or “current” prescriptions at June 1 for point prevalence). Classification of indication for the descriptive study will be done according to the following categories (see codes under anxiety disorders, sleep disorders, depression and other in [Annex II, Table 5](#)):

- Anxiety disorders (alone or with any other indication but without depression)
- Sleep disorders (alone or with any other indication but neither anxiety nor depression)
- Depression (with any, or both, of the following: anxiety and sleep disorders)
- Depression (alone or with any indication under “Others”)
- Others
- Unknown

5.1.2.3 Prevalence of benzodiazepine use stratified by number of prescriptions

Explanations:

- 1) Period prevalence for each year from 2001 to 2009 stratified by number of prescriptions.
- Numerator will be patients ever used of benzodiazepines in each category in the year of interest. The following categories will be used for number of prescriptions: 1 only, 2-4, 5-9, 10-14, 15-19; 20>. When a prescription overlaps over two consecutive years, it will only be counted once, corresponding to the year in which the prescription was filled.

- Denominators:
 - o Denominator 1 (preferred): number of people that are present in the database at mid-year (1 June).
 - o Denominator 2 (if possible): number of person-years in the study period.
 - o Denominator 3 (alternative): If mid-year is not possible, number of people at 1 Jan.
 - o Denominator 4 (alternative): Total number of people in geographically defined catchment area
- Results will be per 10,000 patients (and per 10,000 person-years if denominator 2 is used).

5.1.3 Outcome description

5.1.3.1 Prevalence of the (lifetime) hip/femur fractures by sex and age over the first year

Prevalence for hip/femur fractures ([Annex I, Tables 3 and 4](#)) will be described in terms of gender and age in ten-year categories (0-9, 10-19, 20-29, 30-39, 40-49, 50-59, 60-69, 70-79, 80-89, 90+).

The first year for reporting prevalence is the calendar year that starts after at least one year of valid data collection. For example: period prevalence of the lifetime outcome should be reported for the period from Jan 1, 2002 to Dec 31, 2002, assuming that the database came 'up to research standards' before Jan 1, 2002..

Explanations:

Prevalence of the (lifetime) hip/femur fractures for the selected reporting year by age and sex.

- Numerator will include both, hip/femur fractures first ever recorded in the selected calendar year and hip/femur fractures previously recorded in the database, stratified by gender and age in ten year categories.
- Denominators:
 - o Denominator 1 (preferred): number of people that are present in the database at mid-year (1 June).
 - o Denominator 2 (alternative): If mid-year is not possible, number of people at 1 Jan.
 - o Denominator 3 (alternative): Total number of people in geographically defined catchment area.
- Results will be per 10,000 patients.

5.1.3.2 (Cumulative) Incidence of hip/femur fractures by sex and age per year

Incidence for hip/femur fractures ([Annex I, Tables 3 and 4](#)).will be described in terms of gender and age in ten-year categories (0-9, 10-19, 20-29, 30-39, 40-49, 50-59, 60-69,70-79, 80-89, 90+).

Yearly incidence of first time (“first ever”) hip/femur fractures in patients within databases will be calculated starting in 1 January after the year for prevalence computation.

Explanation:

Incidence of the hip/femur fractures

- Numerator: First time (“first ever”) recorded cases of hip/femur fracture in each year. The age of a patient will be computed as the age at midyear when the outcome occurs.
- Denominators:
 - Denominator 1 (preferred): number of people that are present in the database at start (1 January) of the corresponding year for calculate incidence and who do not have a recorded history of the event of interest prior to Jan 1 of this year. Age of patients will be compute at midyear.
 - Denominator 2 (if possible): total person-year of patients who do not have a recorded history of the event of interest prior to Jan 1 of this year. Age of patients will be compute at midyear.
- Results will be per 10,000 patients (or 10,000 person-years if denominator 2 is used).

5.2 Analytical studies

In order to harmonize the different observational study design, the study population, the exposure and the case definition will be included in this paragraph in a general section, as they are common to all the designs. Individual designs in later sections will add specific parts relevant to each of the designs.

5.2.1 Study population

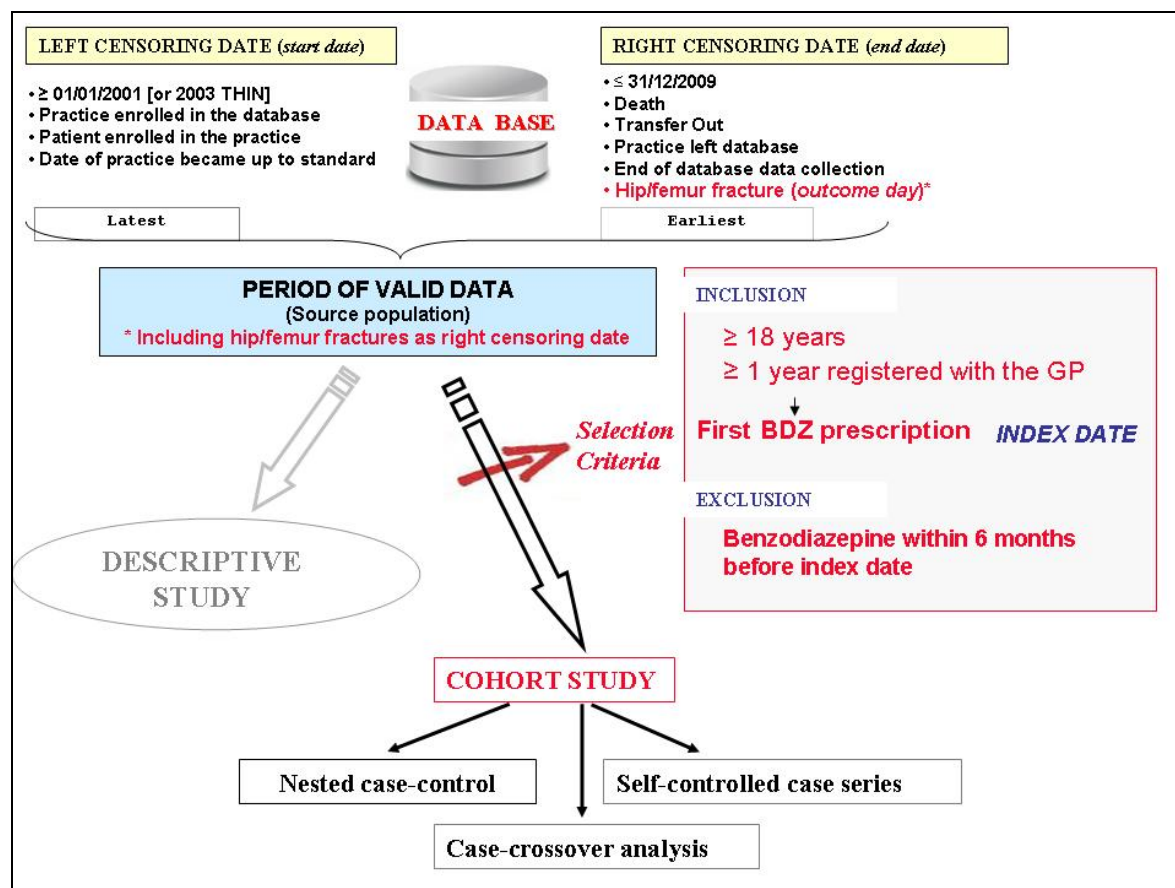
From the source population that comprised all patients included in the period of valid data collection, all patients who have at least one year of enrolment with the GP, are ≥ 18 years and have at least one benzodiazepine prescription ([Annex I, Table 2](#)) will be selected. The date of the benzodiazepine prescriptions will be the index date.

Patients with a prescription of benzodiazepines within 6 months before index date will be excluded to restrict the analysis to new users only.

The remaining patients after inclusion and exclusion criteria will define the study cohort.

See [Section 4.2](#) for description of the period of valid data collection and [Figure 2](#) for description of the study population for all observational analytical studies.

Figure 2. Period of valid data collection and study population for the designs. Analytical studies



5.2.2 Outcome Definition

The outcome of interest includes all patients of the study population with a record/diagnosis of a new fracture (new event) of the hip or femur (cited as “hip/femur” along this protocol) during the study period regardless of whether they have a history of past fractures. When the patient has a history of hip/femur fracture, a minimum of 12 months should have elapsed between the two episodes for a current fracture to be considered a new event. Patients with less than 12 month will be excluded.

Patients with hip or femur fractures who, after the review of their automated clinical records, are shown to have had the fracture as a result of major trauma (e.g., car accident one month before) should be

ignored as event of interest and their follow-up will be stopped at the time of the fracture (right-censored).

Hip and hip/femur fractures will be searched for using the following codes:

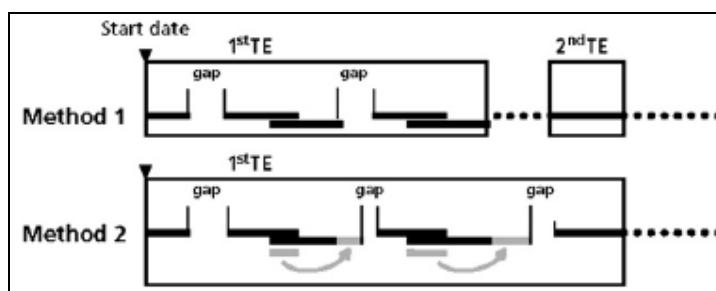
- Bavarian Database: The International Classification of Diseases version 10 (ICD-10) code S72 ([Annex I, Table 2](#))
- BIFAP and Mondriaan: The International Classification of Primary Care (ICPC-2): code L75 ([Annex I, Table 2](#))
- GPRD and THIN: READ codes ([Annex I, Tables 3 and 4](#)).

5.2.3 Exposure definition

The expected duration of each prescription of benzodiazepines will be estimated based on the prescribed amount and the prescribed daily dose for Dutch, Spanish, German and UK data.

Treatment episodes will be defined as a series of subsequent prescriptions for benzodiazepine, independent of switching, type and dose change and should be constructed according to the method of Gardarsdottir et al, (16) i.e., in case a subsequent benzodiazepine prescription with the same drug is collected before the theoretical end date of a previous benzodiazepine prescription, the number of overlapping days is added to the theoretical end date of the subsequent benzodiazepine prescription (see Figure 3, Method 2). If the subsequent prescription within the same treatment episode included another benzodiazepine within the same ATC subgroup (see below under “Number of ATC subgroups use” and Annex 1, Table 2), the patient is considered to have switched therapy and the remaining tablet days from the prior prescription are disregarded (see below, Method 1)..

Figure 3. Constructing drug treatment episodes based on estimated duration of a dispensed prescription and gaps of a defined length



TE: treatment episode

In case of missing data on the duration of use, information of the dosing scheme and/or number of prescribed units from the most recent previous prescription (with available data) of the patient will be used to calculate the estimated prescription length. In case this is not possible, the population-mode duration of use [specific for the type (ATC code) of the benzodiazepines] will be imputed. An overview of all prescriptions with imputed population modes of duration [stratified according to age (20-year categories) and sex] will be reported.

The total exposure time of patients will be divided into periods of current, recent and past use:

- **Current use:** a new period of current use will start when a new benzodiazepine is prescribed and lasts until 30 days after the estimated end date of the supply.
- **Recent use:** period between 1 to 60 days after current use.
- **Past use:** period after the recent use until the patient becomes a new user or the end of follow-up.

Current use of benzodiazepines will be stratified according to the following factors:

- **Indication** will be categorized as follows: a) Anxiety disorders (alone or with any other indication but without depression), b) Sleep disorders (alone or with any other indication but neither anxiety nor depression), c) Depression (with any, or both, of the following: anxiety and sleep disorders, d) Depression (alone or with other indication under “Other”), e) Other and f) Unknown ([Annex II, Table 5](#)). These categories might be later summarized for their inclusion in the designs as follows: a) Anxiety (alone or with any other indication but without depression), b) Sleep disorders (alone with any other indication but neither anxiety nor depression), c) Depression (alone or with any other), d) Other and e) Unknown.
- **Duration:** Among current users the duration of drug use will be calculated, by summing the periods of consecutive prescriptions of benzodiazepines. Four categories will be considered: 0-30 days, 31-180 days, 181-365 days and >365 days. Exposure will be considered to be continuous in case of a gap between consecutive prescriptions of 90 days or less.
- **Number of ATC subgroups use:**

The following ATC subgroup will be considered:

-N05B: Anxiolytics

N05BA: Benzodiazepines

-N05C: Hypnotics and sedatives

N05CD: Hypnotics and sedatives - Benzodiazepines

N05CF: Hypnotics and sedatives- Benzodiazepines related drugs

N05CM02: Hypnotics and Sedatives – Others (Clomethiazole)

According to those subgroups, current use of benzodiazepines will be classified as follows:

Multiple users: use of drugs pertaining to different ATC subgroups (N05B and N05C)

Switchers: use of different active ingredients pertaining to the same ATC subgroup (N05B or N05C)

Single users: use of only one active pharmaceutical ingredient.

Current switcher and current single use will be stratified according to:

- **ATC subgroup:**
 - N05B: Anxiolytics
 - N05C: Hypnotics and sedatives

Current single use will be stratified according to the following:

- **ATCs included in each of the subgroups**
 - N05BA: Anxiolytics: Benzodiazepine derivatives –
 - N05CD: Hypnotics and sedatives – Benzodiazepines
 - N05CF: Hypnotics and sedatives- Benzodiazepines related drugs
 - N05CM02: Hypnotics and Sedatives – Others (Clomethiazole)

- **Half life:** Short half-life <8h, intermediate half-life 8-24h, and long half-life >24h (5, 6) (Annex I, Table 2).
- **Dose:** Total daily amount of drug/ Defined Daily Dose (DDD) = number of DDDs per day. For example, assuming that the DDD of diazepam is 10 mg, a prescription for 30 tablets of diazepam 5 mg for a period of 30 days, would result in a dose of 5 mg/day, so 5/10 = 0.5 DDD or <1 DDD unit per day. Current users will be classified as to whether they were receiving less than 1 DDD (low dose), 1 DDD (medium dose) or more than 1 DDD (high dose) per day.

5.2.4 Potential confounders

Potential confounders will be measured in a time varying analysis as follows:

- All variables will be measured at baseline (comorbidity will be measured any time before and comedication will be measured 6 months before to inclusion of the patient in the cohort), and
- Comorbidity and comedication variables will be measured/updated every 6 months.

The following potential confounders will be considered: (5, 8, 9, 17-19)

a) Basic confounders: age (continuous variable) and sex

b) Well-established risk factors for fracture: Weight, Height, BMI, Previous fracture, Smoking, Alcohol use, Glucocorticoids and Rheumatoid arthritis.

c) Risk factors immediately related to the outcome (and therefore likely to end up in the causal pathway): Osteoporosis, Paget's disease, Bisphosphonate, Raloxifene, Strontium ranelate, Parathyroid hormone, Vitamin D and analogues and Calcitonin.

d) Other risk factors that have been associated with fracture in the past:

Drugs: Antidepressants, Antipsychotics/lithium, Anti-Parkinson drugs, Anticonvulsants, Inhaled glucocorticoids, Bronchodilators (including Beta-2-adrenoceptors agonist and Anticholinergics), Anti-arrhythmics, Sedating antihistamines, Antihypertensive drugs (including ACE inhibitors, Angiotensin II antagonists, Beta blocking agents, Calcium channel blockers, Other antihypertensives), Diuretics, Estrogen-containing hormone replacement therapy (HRT), Thyroid hormones, Antithyroid drugs, Disease-modifying anti-rheumatic drug (DMARD), Thiazolidinediones, Other antidiabetics, Antiemetic (Metoclopramide), Anticoagulants, Morphine/opiate, Two or more prescriptions for a non-steroidal anti-inflammatory drug (NSAIDs), Statins, Proton pump inhibitors and Aromatase Inhibitors.

Diseases: Anaemia, Epilepsies/seizures, Syncope, Ischaemic heart disease, Cerebrovascular disease, Malignant neoplasms, Inflammatory bowel disease, Obstructive airway disease, Liver disease, Chronic renal failure, Mental disorders and Dementia and/or Alzheimer.

Use of health care services: Number of visits to the GP in the last year (<1, 1-10, >10).

Codes, descriptions and variable values for the variables below are described in [Annex III](#), Tables 6 to 52.

5.2.5 Analysis

For each study design, at least four models will be run in the primary analysis:

- 1) adjusted analysis by age and sex, (Model “a”),
- 2) adjusted analysis with age, sex and all potential confounders under “b” (Model “a”+”b”),
- 3) adjusted analysis with age, sex and all potential confounders under “b”, “c”, (Model “a”+”b”+”c”),
- 4) adjusted analysis with age, sex and all potential confounders under “b”, “c” and “d” (Model “a”+”b”+”c”+”d”).

See [Paragraph 5.2.4](#) for potential confounders under “a”, “b”, “c” and “d”.

Note: The strategy 4) can only be applied if as a rule of thumb there are at least 10 events per independent variable in the model. If the number of variables in the model is too large (< 10 events per variable), a selection procedure will be applied, including only potential confounders that result in a + or - 5% change in the beta-coefficient of the drug exposure of interest when the individual potential confounder is added to an “a”+”b”+”c” adjusted model. If this still results in too many variables, only the potential confounders that change this beta-coefficient most will be included until the maximum number of variables allowed in the model is reached.

Statistical analyses will be conducted using statistical software available for each database study.

5.3 Cohort study

As previously described in [Table 1](#), the cohort study design will be performed in the following databases: Mondriaan, GPRD, Bavarian and BIFAP. This study has low priority for THIN.

5.3.1 Follow-up

The date of the first prescription of a benzodiazepine (index date) will define the start of follow-up. Each patient will then be followed until the first date on which a hip/femur fracture occurs ([Annex I, Tables 3 and 4](#)) or until the end of valid data collection, whichever comes first (see [Section 4.2](#) and [Figure 2](#)).

5.3.2 Analysis

In the retrospective cohort analysis, incidence rates of hip/femur fractures (IR) will be calculated by dividing the number of fractures (numerator) by the person-time period (denominator) separately in current, recent and past users. Crude incidence rate ratio (IRR) and 95% Confidence Intervals (95% CI) will be calculated by dividing the IR in the current and recent users by the incidence rate in the past users. Past use will be the reference category. Poisson regression analysis will be used to estimate age and gender adjusted IRR.

Time-dependent Cox proportional hazards models will also be used to calculate HR and 95% CIs. Potential confounders will be the same described in [Paragraph 5.2.4 Potential confounders](#), and these will be entered in the model according to the procedures described under [Paragraph 5.2.5 Analysis](#).

5.4 Nested case-control study

As previously described in [Table 1](#), nested case-control design will be performed in the following databases: Mondriaan, Bavarian, BIFAP and THIN.

5.4.1 Case definition

All patients, included within the cohort study (see [Figure 2](#)), with a record/diagnosis of a new event of hip/femur fracture ([Annex I, Tables 3 and 4](#)), will be identified. The date of diagnosis of the hip/femur fracture will be considered the outcome day.

5.4.2 Selection of controls

The date for the each control will be the same as the date of fracture for the matched case (outcome day). Each case of hip/femur fracture will be matched by age (± 5 years age-band) and sex to up to ten controls using the risk set sampling method under the assumption that control patients will be not allowed to have a hip or femur fracture at the date of their matched case but they may be eligible to become cases after this date. If there are difficulties in achieving the desirable number of controls the age-band of ± 5 years might be extended to ± 10 years.

In case that practice was included in the matching (for GPRD) and there were difficulties in achieving the desirable number of controls, the practice will not be included as a matching variable.

5.4.3 Exposure definition

Exposure definition for all designs according to the method of Gardarsdottir et al (16) was already explained in [Paragraph 5.2.3](#). Following this method and in order to facilitate its application in the nested case control design, this section will describe how exposure to benzodiazepines before the outcome date will be determined.

Current users will be defined as individuals for whom the supply of the most recent prescription lasted until the index date or ended in the 30 days before the index date.

Recent users will be individuals for whom the supply of the most recent prescription ended in the period between 31 and 90 days before the index date.

Past users will be individuals for whom the supply of the most recent prescription ended before the period of 90 days prior to the index date.

Current use of benzodiazepines will be stratified according to indication, half-life, dose and duration as described in [Paragraph 5.2.3 Exposure definition](#).

5.4.4 Analysis

Conditional logistic regression analysis will be used to estimate the risk of hip/femur fracture associated with the current use of benzodiazepines as compared to past use and adjusting for confounding

variables. The risks will be calculated in terms of odds ratios (OR) with corresponding 95% confidence interval (CI).

Potential confounders will be the same described in [Paragraph 5.2.4](#), except for the matching variables. The analysis strategy and selection of confounders will be performed as described in [Paragraph 5.2.5](#).

5.5 Case-crossover analysis

As previously described in Table 1, data for this study will be obtained from Mondriaan, GPRD, Bavarian and BIFAP databases. This study has low priority for THIN.

5.5.1 Study population

The study population will comprise all cases of hip/femur fracture as for the nested case-control design.

5.5.2 Analysis

As for the nested case-control design, the outcome date will be the day of the hip/femur fracture. Exposure to benzodiazepines will be specified using five periods preceding the index date. Assuming a median treatment duration of 30 days, the at risk period for each patient in the study population will be defined as the 30 days immediately before the index date. Five successive 30-days control periods starting immediately prior to the at-risk period will be selected.

This case-crossover design will be analyzed using conditional logistic regression, as it accounts for the matched nature of the data. It is analogous to a matched case-control study design, where one compares a 'case' person-moment with a series of 'control' person-moments from different subjects. In the case-crossover design, the 'control' person-moments will come from the same subject. Each of these person-moments covers a duration that is the length of a time window. (20). Confounders that change over the time such as co-medication, will be entered in the model according to the procedures described under [Paragraph 5.2.5](#).

Analyses of hip/femur fracture that occurred during benzodiazepine use will be stratified according to indication, half-life, dose and duration as specified in [Paragraph 5.2.3](#).

5.6 Self-controlled case series analysis

As described in [Table 1](#), data for this study will be obtained from GPRD database.

The self-controlled case-series divides individual follow-up time of cases into exposed and unexposed periods (which may vary in duration), between which the incidence rates of the outcome of interest are compared. Similar to the case-crossover method, the case-series approach implicitly controls for the effects of intra-individual confounding factors such as lifestyle and demographic variables. Compared with the case-crossover method, this method has the benefit of allowing for exploration of changes in risk with duration of exposure, and it approaches cohort designs in terms of statistical power. (20-22)

5.6.1 Study population

The study population will comprise all cases of hip/femur fracture as for the nested case-control design (see [Section 5.4](#)).

5.6.2 Analysis

Each individual's observation time will be divided into risk windows as follows (20):

- Period 1: 30 days after the first prescription,
- Period 2: The remaining time until 30 days after the end of supply of the last prescription (periods 1 + 2 will be equivalent to current use),
- Period 3: A period of 60 days after the current use (equivalent to recent use), and
- Period 4: A period starting >90 days after end of supply of the last prescription until the patient is considered again a user or not (equivalent to past use).

The period of current use will be stratified by indication; half-life, duration and dose as specify in [Paragraph 5.2.3](#).

Incidence rate (IR) will be calculated for each risk window and data will be analyzed with conditional Poisson regression adjusted by gender and age to calculate incidence rate ratios (IRR) in accordance to the published literature. (20) Follow up for each patient will be divided into strata determined by benzodiazepines exposure status, gender and current age. The IR of hip/femur fractures will be calculated during periods of exposure to benzodiazepines and compared with the incidence in the absence of exposure, adjusted for age.

Confounders that change over the time such as co-medication, will be entered in the model according to the procedures described under [Paragraph 5.2.5](#).

To determine whether the reported association between benzodiazepines and hip/femur fractures could partly be explained by the limited ability of a study designed to control for bias, the results of the self-controlled case series study will be compared with the other designs.

6. Instrumental variable analysis

A method that potentially controls for both observed and unobserved confounding is instrumental variable (IV) analysis (32, 33). An IV is a variable that is strongly related to exposure, and only related to the outcome through exposure. Hence, an IV should neither directly nor indirectly through (unobserved) confounders be associated with the outcome. Importantly, if the IV is independent of observed confounders, it is assumed to be independent of unobserved confounders. This is in analogy with the comparability of observed and unobserved prognostic variables between the intervention and control group achieved by randomization in a trial.

A key example of instrumental variable approach in pharmacoepidemiology for the assessment of gastrointestinal complications in relation to COX-2 inhibitors compared to non-selective non-steroidal anti-inflammatory drugs (NSAIDs) has illustrated this approach (34). It may however not be possible to identify valid IVs for every pharmacoepidemiologic research question. (35)

We aim to apply IV analysis to assess the unconfounded association between prescriptions for benzodiazepines and hip/femur fracture. Several potential IVs will be evaluated, including physician preference (e.g. as indicated by the prescription to the previous patient with a prescription for the same indication), regional variation (e.g. different regions or countries, possibly with different prescribing guidelines), and calendar time (e.g., periods prior to and after establishment of new guidelines).(36, 37) These variables may be related to prescriptions for benzodiazepines, yet are unlikely to be directly related to fracture risk, nor indirectly through the potential confounder(s) listed in the paragraph “potential confounders”. Estimation will be conducted via a two-stage instrumental variable model (38). This analysis will be a separate from the main analyses described in this proposal and focuses on the (methodological) application of IV analysis in pharmacoepidemiology.

7. Limitations

Related to the data source

The present study will be performed in the following five population-based databases: Bavarian, BIFAP, GPRD, Mondriaan and THIN. A major limitation is that some data might be incomplete or not available at all. For example, data on socioeconomic status is not always recorded in most databases, but GP practice could be used as a proxy for socioeconomic status. However, this is not always possible to consider when using it for matching purposes. Missing data on weight, height, alcohol and smoking might be an issue in some of the databases.

Information on hospitalization is available to a different extent in the different databases. This information is recorded in the databases by adding the specialist reports or through linkage to hospital data. Nevertheless, information on fractures of elderly patients residing in nursing homes is often not available. Moreover, information on falls, physical status or cognitive impairment, also considered of special interest in elderly patients for this drug-event pair, are usually not recorded in the databases. At last, information on the indication motivating the drug prescription might also be incomplete.

Related to methodology

Unmeasurable factors, such as those factors determining who is exposed to a drug may be important. Selection bias is possible to occur when the disease that prompted the decision to treat may itself increase the risk of the outcome of interest, or the perceived risk of the outcome may influence the selection of the drug (indication or channelling bias).

The use of benzodiazepines has been associated with hip fractures by increasing the risk of falling. However, such increased risk of falling could be partly explained by the indication of use of benzodiazepines, mainly anxiety and sleep disorder. It might also occur that doctors have prescribed a determined type of drug, dose or duration that they perceived safer to patients at a greater risk of hip fracture, such as patients with severe anxiety or agitation, and vice versa (e.g. channelling bias).

In order to assess the indication bias, stratification according to indication, half life, dose and duration of benzodiazepines will be performed for current users.

Misclassification of the exposure is a potential concern in pharmacoepidemiological studies using databases since we only use prescription data and do not have information on dispensing or actual drug

intake. In addition, drugs prescribed by physician other than GPs could be missed. Since data were obtained from medical records, the exposure misclassification is probably non-differential and therefore we may expect a distortion of the risk towards the null value.

Benzodiazepines tend to be used either on a daily basis or an as needed basis being the latter a limitation when assessing the true exposure.

Over the counter medication is not expected to influence exposure since medical prescriptions are required in Europe for all benzodiazepines.

Regarding the outcome, cases of hip/femur fractures will only be identified by detection of specific recorded codes or texts for hip/femur fractures in the databases. No additional criteria will be required, as the diagnosis is straightforward and no major errors are expected. Likely, no validation of cases by requesting information or confirmation from the GPs will be done. In addition, hip/femur fractures have been widely studied in primary health care databases and data are likely to be complete.

8. References

1. Cumming RG, Le Couteur DG. Benzodiazepines and risk of hip fractures in older people: a review of the evidence. *CNS Drugs*2003;17(11):825-37.
2. Cooper C, Atkinson EJ, Jacobsen SJ, O'Fallon WM, Melton LJ, 3rd. Population-based study of survival after osteoporotic fractures. *Am J Epidemiol*1993 May 1;137(9):1001-5.
3. Johnell O. The socioeconomic burden of fractures: today and in the 21st century. *Am J Med*1997 Aug 18;103(2A):20S-5S; discussion 5S-6S.
4. Baudoin C, Fardellone P, Bean K, Ostertag-Ezembe A, Hervy F. Clinical outcomes and mortality after hip fracture: a 2-year follow-up study. *Bone* 1996 Mar;18(3 Suppl):149S-57S.
5. Ray WA, Griffin MR, Downey W. Benzodiazepines of long and short elimination half-life and the risk of hip fracture. *JAMA*1989 Dec 15;262(23):3303-7.
6. Ray WA, Griffin MR, Schaffner W, Baugh DK, Melton LJ, 3rd. Psychotropic drug use and the risk of hip fracture. *N Engl J Med*1987 Feb 12;316(7):363-9.
7. Ensrud KE, Blackwell T, Mangione CM, Bowman PJ, Bauer DC, Schwartz A, et al. Central nervous system active medications and risk for fractures in older women. *Arch Intern Med*2003 Apr 28;163(8):949-57.
8. Chang CM, Wu EC, Chang IS, Lin KM. Benzodiazepine and risk of hip fractures in older people: a nested case-control study in Taiwan. *Am J Geriatr Psychiatry*2008 Aug;16(8):686-92.
9. Wagner AK, Zhang F, Soumerai SB, Walker AM, Gurwitz JH, Glynn RJ, et al. Benzodiazepine use and hip fractures in the elderly: who is at greatest risk? *Arch Intern Med*2004 Jul 26;164(14):1567-72.
10. Top Institute Pharma TN. [cited 2010 February]; Available from: <http://www.tipharma.com/projects/project-single/efficiency-analysis-drug-discovery-process/mondriaan-a-dutch-population-laboratory.html>.
11. GPRD The UK General Practitice Research Database. [cited 2010 January]; Available from: <http://www.gprd.com/home/default.asp>.
12. THIN - The Health Improvement Network. [cited 2010 January]; Available from: <http://www.thin-uk.com/partnership.htm>.
13. UCL Research Department of Primary Care and Population Health. Description of the THIN database. 2009; Available from: <http://www.ucl.ac.uk/pcph/research/thin/db.htm>.
14. BIFAP: A computerized database of medical records of Primary Care in Spain. [cited 2010 January]; Available from: <http://www.bifap.org/summary.php>.

15. Hasford J, Uricher J, Tauscher M, Bramlage P, Virchow JC. Persistence with asthma treatment is low in Germany especially for controller medication - a population based study of 483 051 patients. *Allergy*2009 Aug 27.
16. Gardarsdottir H, Souverein PC, Egberts TC, Heerdink ER. [Construction of drug treatment episodes from drug-dispensing histories is influenced by the gap length.](#) *J Clin Epidemiol.* 2010 ;63:422-7.
17. Soumerai SB, Simoni-Wastila L, Singer C, Mah C, Gao X, Salzman C, et al. Lack of relationship between long-term use of benzodiazepines and escalation to high dosages. *Psychiatr Serv*2003 Jul;54(7):1006-11.
18. Wang PS, Bohn RL, Glynn RJ, Mogun H, Avorn J. Hazardous benzodiazepine regimens in the elderly: effects of half-life, dosage, and duration on risk of hip fracture. *Am J Psychiatry*2001 Jun;158(6):892-8.
19. Kanis JA obotWSG, editor. Assessment of osteoporosis at the primary-care level. Technical Report. World Health Organization Collaborating Centre for Metabolic Bone Diseases. UK: University of Sheffield; 2007.
20. Gibson JD, Hubbard, RB, Smith CJP, Tata LJ, Britton JR and Fogarty AW. Use of self-controlled analytical techniques to assess the association between use of prescription medications and the risk of motor vehicle crashes. *Am J Epidemiol* 2009;169:761-8.
21. Douglas IJ, Smeeth L. Exposure to antipsychotics and risk of stroke: self controlled case series study. *BMJ*; 2008;337:a1227.
22. Whitaker HJ, Farrington CP, Spiessens B, Musonda P. Tutorial in biostatistics: the self-controlled case series method. *Stat Med*2006 May 30;25(10):1768-97.
23. (BNF) BNF. BNF 57. London: BMJ Group and RPS Publishing; March 2009.
24. Bloom EF KD. Pshychopharmacology. The Fourth Generation of Progress. An Official Publication of the americamn College of Neuropsychopharmacology. NY: Raven Press; 1995.
25. Brunton Laurence L. Goodman & Gilman's The Pharmacological Basis of Therapeutics. 11th Ed. NY: Associate Editors. MacGraw-Hill Companies, INC; 2006.
26. Shader RI GD CD, editor. Treatment of dependence on barbiturates benzodiazepines, and other sedative hypnotics. In *Manual of Psychiatric Therapeutics*. Boston: Mass: Littele Brown; 1994.
27. R. Jacoby and C. Oppenheimer. *Psychiatry in the Elderly*. NY: Oxford University Press; 2002.
28. Salzman C. Treatment of Anxiety in *Clinical Geriatric Psychopharmacology*: Williams & Wilkins; 1992.
29. Sheikh JI, Salzman C. Anxiety in the elderly. Course and treatment. *Psychiatr Clin North Am*1995 Dec;18(4):871-83.

30. Chouinard G, Lefko-Singh K, Teboul E. Metabolism of anxiolytics and hypnotics: benzodiazepines, buspirone, zopiclone, and zolpidem. *Cell Mol Neurobiol* 1999 Aug;19(4):533-52.
31. WHO Collaborating Centre for Drug Statistics Methodology. Anatomical Therapeutic Chemical (ATC) classification index including Defined Daily Doses (DDDs) for plain substances. ATC Index 2010. [cited 2010 January]; Available in: http://www.whocc.no/atc_ddd_index/
32. Martens EP, Pestman WR, de Boer A, et al. Instrumental variables: application and limitations. *Epidemiology* 2006;17:260–7.
33. Hernan MA, Robins JM. Instruments for causal inference: an epidemiologist’s dream? *Epidemiology* 2006;17:360–72.
34. Brookhart MA, Wang PS, Solomon DH, Schneeweiss S. Evaluating short-term drug effects using a physician-specific prescribing preference as an instrumental variable. *Epidemiology* 2006;17:268–75.
35. Groenwold RH, Hak E, Klungel OH, Hoes AW. Instrumental Variables in Influenza Vaccination Studies: Mission Impossible?! *Value Health*. 2010;13:132-7.
36. Brookhart MA, Rassen JA, Wang PS, Dormuth C, Mogun H, Schneeweiss S. Evaluating the validity of an instrumental variable study of neuroleptics: can between-physician differences in prescribing patterns be used to estimate treatment effects? *Med Care*. 2007 Oct;45(10 Supl 2):S116-22.
37. Chen Y, Briesacher BA. Use of instrumental variable in prescription drug research with observational data: a systematic review. *J Clin Epidemiol*. 2010 Dec 14. [Epub ahead of print]
38. Rassen JA, Schneeweiss S, Glynn RJ, et al. Instrumental variable analysis for estimation of treatment effects with dichotomous outcomes. *Am J Epidemiol* 2009;169:273–84.

9 Annexes

9.1 Annex I Codes for exposure and outcome

Table 2. List of benzodiazepines, DDD, Half-life and Recommended Daily Dose

N05B ANXIOLYTICS (17, 23-31)

N05BA Benzodiazepine derivatives

ATC code	Name	Defined Daily Dose DDD	Recommended Daily Dose†	U	Adm.R	Half-life*
N05BA01	diazepam	10		mg	O	Long (>24)
		10		mg	P	
		10		mg	R	
N05BA02	chlordiazepoxide	30		mg	O	Long (>24)
		50		mg	P	
N05BA03	medazepam	20		mg	O	Long (>24)
N05BA04	oxazepam	50		mg	O	Intermediate (8-24)
N05BA05	potassium clorazepate	20		mg	O	Long (>24)
N05BA06	lorazepam	2.5		mg	O	Intermediate (8-24)
		2.5		mg	SL	
N05BA07	adinazolam					Short (<8)
N05BA08	bromazepam	10		mg	O	Intermediate (8-24)
N05BA09	clobazam	20		mg	O	Intermediate (8-24)
N05BA10	ketazolam		15	mg		Intermediate (8-24)
N05BA11	prazepam	30		mg	O	Long (>24)
N05BA12	alprazolam	1		mg	O	Intermediate (8-24)
N05BA13	halazepam	0.1		g	O	Long (>24)
N05BA14	pinazepam		5	mg		Intermediate (8-24)
N05BA15	camazepam	30		mg	O	Intermediate (8-24)
N05BA16	nordazepam	15		mg	O	Long (24)
N05BA17	fludiazepam	0.75		mg	O	Long (>24)
N05BA19	etizolam		0.5	mg		Short (<8)
N05BA21	clotiazepam		10	mg		Short (<8)
N05BA56	lorazepam, combinations					

* **Half life** definitions: Short (<8); Intermediate (8-24), Long (>24)

† If there is no information on DDD, the recommended daily dose will be used to approach the DDD.

N05C HYPNOTICS AND SEDATIVES (17, 23-31)

N05CD Benzodiazepine derivatives

ATC code	Name	Defined Daily Dose (DDD)	U	AdmR	Half-life *
N05CD01	flurazepam	30	mg	O	Long (>24)
N05CD02	nitrazepam	5	mg	O	Long(>24)
N05CD03	flunitrazepam	1	mg	O	Intermediate (8-24)
		1	mg	P	
N05CD04	estazolam	3	mg	O	Intermediate (8-24)
N05CD05	triazolam	0.25	mg	O	Short(<8)
		0.2	mg	SL	
N05CD06	lormetazepam	1	mg	O	Intermediate(8-24)
N05CD07	temazepam	20	mg	O	Intermediate(8-24)
N05CD08	midazolam	15	mg	O	Short(<8)
		15	mg	P	
N05CD09	brotizolam	0.25	mg	O	Short (<8)
N05CD10	quazepam	15	mg	O	Long(>24)
N05CD11	loprazolam	1	mg	O	Intermediate(8-24)

* **Half life** definitions: Short (<8); Intermediate (8-24), Long (>24)

N05CF Benzodiazepine related drugs (17, 23-31)

ATC code	Name	Defined Daily Dose (DDD)	U	Half-life*
N05CF01	zopiclone*	7.5	mg	Short (<8)
N05CF02	zolpidem*	10	mg	Short (<8)
N05CF03	zapeplon	10	mg	Short (<8)

* **Half life** definitions: Short (<8); Intermediate (8-24), Long (>24)

ATC code	Name	Defined Daily Dose (DDD)*	U	Half-life
N05CM	Other Hypnotics and Sedatives			
N05CM02	Clomethiazole	1,5	g	O
		1,5	g	P

Table 3. ICD-10 and ICPC-2 Codes for Hip/femur fracture

ICD-10	Title
S72	Fracture of femur Fracture of hip NOS
S72.0	Fracture of neck of femur
S72.1	Pertrochanteric fracture Intertrochanteric fracture Trochanteric fracture
S72.2	Subtrochanteric fracture
S72.3	Fracture of shaft of femur
S72.4	Fracture of lower end of femur
S72.7	Multiple fractures of femur
S72.8	Fractures of other parts of femur
S72.9	Fracture of femur, part unspecified
ICPC-2	Title
L75	Fracture: femur

Table 4. READ Codes for hip/femur fracture (THIN and GPRD database)

	HIP FRACTURES
7K1L400	CLOSED REDUCTION OF FRACTURE OF HIP
S30..00	FRACTURE OF NECK OF FEMUR
S30..11	HIP FRACTURE
S300.00	CLOSED FRACTURE PROXIMAL FEMUR, TRANSCERVICAL
S300000	Cls # prox femur, intracapsular section, unspecified
S300100	CLOSED FRACTURE PROXIMAL FEMUR, TRANSEPIPHYSEAL
S300200	CLOSED FRACTURE PROXIMAL FEMUR, MIDCERVICAL SECTION
S300300	CLOSED FRACTURE PROXIMAL FEMUR, BASICERVICAL
S300311	CLOSED FRACTURE, BASE OF NECK OF FEMUR
S300400	CLOSED FRACTURE HEAD OF FEMUR
S300500	Cls # prox femur, subcapital, Garden grade unspec.
S300600	CLOSED FRACTURE PROXIMAL FEMUR, SUBCAPITAL, GARDEN GRADE I
S300700	CLOSED FRACTURE PROXIMAL FEMUR, SUBCAPITAL, GARDEN GRADE II
S300800	CLOSED FRACTURE PROXIMAL FEMUR, SUBCAPITAL, GARDEN GRADE III
S300900	CLOSED FRACTURE PROXIMAL FEMUR, SUBCAPITAL, GARDEN GRADE IV
S300A00	CLOSED FRACTURE OF FEMUR, UPPER EPIPHYSIS
S300y00	CLOSED FRACTURE PROXIMAL FEMUR, OTHER TRANSCERVICAL
S300y11	CLOSED FRACTURE OF FEMUR, SUBCAPITAL
S300z00	CLOSED FRACTURE PROXIMAL FEMUR, TRANSCERVICAL, NOS
S301.00	OPEN FRACTURE PROXIMAL FEMUR, TRANSCERVICAL
S301000	Opn # proximal femur, intracapsular section, unspecified
S301100	OPEN FRACTURE PROXIMAL FEMUR, TRANSEPIPHYSEAL
S301200	OPEN FRACTURE PROXIMAL FEMUR, MIDCERVICAL SECTION
S301300	OPEN FRACTURE PROXIMAL FEMUR, BASICERVICAL
S301311	OPEN FRACTURE BASE OF NECK OF FEMUR
S301400	OPEN FRACTURE HEAD, FEMUR
S301500	OPEN FRACTURE PROXIMAL FEMUR, SUBCAPITAL, GARDEN GRADE UNSPEC
S301600	OPEN FRACTURE PROXIMAL FEMUR, SUBCAPITAL, GARDEN GRADE I
S301700	OPEN FRACTURE PROXIMAL FEMUR, SUBCAPITAL, GARDEN GRADE II
S301800	OPEN FRACTURE PROXIMAL FEMUR, SUBCAPITAL, GARDEN GRADE III
S301900	OPEN FRACTURE PROXIMAL FEMUR, SUBCAPITAL, GARDEN GRADE IV
S301A00	OPEN FRACTURE OF FEMUR, UPPER EPIPHYSIS
S301y00	OPEN FRACTURE PROXIMAL FEMUR, OTHER TRANSCERVICAL
S301y11	OPEN FRACTURE OF FEMUR, SUBCAPITAL
S301z00	OPEN FRACTURE PROXIMAL FEMUR, TRANSCERVICAL, NOS
S302.00	CLOSED FRACTURE OF PROXIMAL FEMUR, PERTROCHANTERIC
S302000	Cls # proximal femur, trochanteric section, unspecified
S302011	CLOSED FRACTURE OF FEMUR, GREATER TROCHANTER
S302012	CLOSED FRACTURE OF FEMUR, LESSER TROCHANTER
S302100	CLOSED FRACTURE PROXIMAL FEMUR, INTERTROCHANTERIC, TWO PART
S302200	CLOSED FRACTURE PROXIMAL FEMUR, SUBTROCHANTERIC
S302300	Cls # proximal femur, intertrochanteric, comminuted
S302400	CLOSED FRACTURE OF FEMUR, INTERTROCHANTERIC
S302z00	Cls # of proximal femur, pertrochanteric section, NOS
S303.00	OPEN FRACTURE OF PROXIMAL FEMUR, PERTROCHANTERIC
S303011	OPEN FRACTURE OF FEMUR, GREATER TROCHANTER
S303012	OPEN FRACTURE OF FEMUR, LESSER TROCHANTER
S303100	OPEN FRACTURE PROXIMAL FEMUR, INTERTROCHANTERIC, TWO PART
S303200	OPEN FRACTURE PROXIMAL FEMUR, SUBTROCHANTERIC

S303300	OPEN FRACTURE PROXIMAL FEMUR, INTERTROCHANTERIC, COMMINUTED
S303400	OPEN FRACTURE OF FEMUR, INTERTROCHANTERIC
S303z00	OPEN FRACTURE OF PROXIMAL FEMUR, PERTROCHANTERIC, NOS
S304.00	PERTROCHANTERIC FRACTURE
S305.00	SUBTROCHANTERIC FRACTURE
S30w.00	CLOSED FRACTURE OF UNSPECIFIED PROXIMAL FEMUR
S30x.00	OPEN FRACTURE OF UNSPECIFIED PROXIMAL FEMUR
S30y.00	CLOSED FRACTURE OF NECK OF FEMUR NOS
S30y.11	HIP FRACTURE NOS
S30z.00	OPEN FRACTURE OF NECK OF FEMUR NOS
S4E..00	FRACTURE-DISLOCATION OR SUBLUXATION HIP
S4E0.00	CLOSED FRACTURE-DISLOCATION, HIP JOINT
S4E1.00	OPEN FRACTURE-DISLOCATION, HIP JOINT
S4E2.00	CLOSED FRACTURE-SUBLUXATION, HIP JOINT
S4E3.00	OPEN FRACTURE-SUBLUXATION, HIP JOINT

	FEMUR FRACTURES
7K1G200	Primary open reduction+external fixation of femoral fracture
7K1L500	CLOSED REDUCTION OF FRACTURE OF FEMUR
K7805F	REDUCTION CLOSED FRACTURE FEMUR
K7815F	REDUCTION OPEN FRACTURE FEMUR
S31..00	OTHER FRACTURE OF FEMUR
S310.00	CLOSED FRACTURE OF FEMUR, SHAFT OR UNSPECIFIED PART
S310000	CLOSED FRACTURE OF FEMUR, UNSPECIFIED PART
S310100	CLOSED FRACTURE SHAFT OF FEMUR
S310011	Thigh fracture NOS
S310012	Upper leg fracture NOS
S310100	Closed fracture shaft of femur
S310z00	Closed fracture of shaft or unspecified part, NOS
S311.00	OPEN FRACTURE OF FEMUR, SHAFT OR UNSPECIFIED PART
S311000	OPEN FRACTURE OF FEMUR, UNSPECIFIED PART
S311100	OPEN FRACTURE SHAFT OF FEMUR
S311z00	OPEN FRACTURE OF FEMUR, SHAFT OR UNSPECIFIED PART, NOS
S312.00	CLOSED FRACTURE DISTAL FEMUR
S312.11	CLOSED FRACTURE OF FEMUR, DISTAL END
S312000	CLOSED FRACTURE OF DISTAL FEMUR, UNSPECIFIED
S312100	Closed fracture of femoral condyle, unspecified
S312200	CLOSED FRACTURE OF FEMUR, LOWER EPIPHYSIS
S312300	CLOSED FRACTURE DISTAL FEMUR, SUPRACONDYLAR
S312400	CLOSED FRACTURE DISTAL FEMUR, MEDIAL CONDYLE
S312500	CLOSED FRACTURE DISTAL FEMUR, LATERAL CONDYLE
S312600	CLOSED FRACTURE DISTAL FEMUR, BICONDYLAR (T-Y FRACTURE)
S312x00	CLOSED FRACTURE DISTAL FEMUR, COMMINUTED/INTRA-ARTICULAR
S312z00	CLOSED FRACTURE OF DISTAL FEMUR NOT OTHERWISE SPECIFIED
S313.00	OPEN FRACTURE DISTAL FEMUR
S313.11	OPEN FRACTURE OF FEMUR, DISTAL END
S313000	OPEN FRACTURE DISTAL FEMUR, UNSPECIFIED
S313100	OPEN FRACTURE OF FEMORAL CONDYLE, UNSPECIFIED
S313200	OPEN FRACTURE OF FEMUR, LOWER EPIPHYSIS
S313300	OPEN FRACTURE DISTAL FEMUR, SUPRACONDYLAR
S313400	OPEN FRACTURE DISTAL FEMUR, MEDIAL CONDYLE
S313500	OPEN FRACTURE DISTAL FEMUR, LATERAL CONDYLE

S313600	OPEN FRACTURE DISTAL FEMUR, BICONDYLAR (T-Y FRACTURE)
S313x00	OPEN FRACTURE DISTAL FEMUR, COMMINUTED/INTRA-ARTICULAR
S313z00	OPEN FRACTURE OF DISTAL FEMUR NOT OTHERWISE SPECIFIED
S314.00	FRACTURE OF SHAFT OF FEMUR
S315.00	FRACTURE OF LOWER END OF FEMUR
S31z.00	FRACTURE OF FEMUR, NOS
S3x2.00	MULTIPLE FRACTURES OF FEMUR
SC3D400	SEQUELAE OF FRACTURE OF FEMUR
Syu7200	[X]FRACTURES OF OTHER PARTS OF FEMUR

9.2 Annex II Codes for benzodiazepines indication

Table 5. Benzodiazepines indications (ICPC-2, ICD-10 and READ codes)

ICPC-2 CODES

Indication	ICPC-2 Code	Title
ANXIETY/RELATED DISORDERS		
Anxiety/panic disorders	P01	Feeling anxious/nervous/tense
	P74	Anxiety disorders/anxiety state
Phobias/compulsive disorders	P79	Phobia/compulsive disorder
Stress related symptoms	P02	Acute stress reaction
	P82	Post-traumatic stress disorder
Somatisation disorders/fear		
	P75	Somatization disorders
	A13	Concern/fear medical treatment
	A25	Fear of death/dying
	A26	Fear of cancer NOS
	A27	Fear of other disease NOS
	B25	Fear of aids/HIV
	B26	Fear cancer blood/lymph
	B27	Fear blood/lymph disease other
	D26	Fear of cancer of digestive system
	D27	Fear of digestive disease other
	F27	Fear of eye disease
	H27	Fear of ear disease
	K24	Fear of heart disease
	K25	Fear of hypertension
	K27	Fear of cardiovascular disease other
	L26	Fear of cancer/musculoskeletal
	L27	Fear musculoskeletal disease other
	N26	Fear cancer neurological system
	N27	Fear of neurological disease other
	P27	Fear of mental disorder
	R26	Fear of cancer respiratory system
	R27	Fear of respiratory disease other
	S26	Fear of cancer of skin
	S27	Fear of skin disease
	T26	Fear of cancer of endocrine system
	T27	Fear endocrine/metabolic disease other
	U26	Fear of cancer of urinary system
	U27	Fear of urinary disease other
	W27	Fear complications of pregnancy
	X23	Fear sexually transmitted disease f.
	X24	Fear of sexual dysfunction female
	X25	Fear of genital cancer female
	X26	Fear of breast cancer female
	X27	Fear genital/breast disease other
	Y24	Fear of sexual dysfunction male
	Y25	Fear sexually transmitted disease f.
	Y26	Fear of genital cancer male
	Y27	Fear of genital disease male other
INSOMNIA/SLEEP DISORDERS		

	P06	Sleep disturbance
DEPRESSION	P03	Feeling depressed
	P76	Depressive disorders
OTHERS		
Alcohol withdrawal	P15	Chronic alcohol abuse
	P16	Acute alcohol abuse
Muscle relaxation	L18	Muscle pain
	L19	Muscle symptom/complaint NOS
Convulsions	N07	Convulsion/seizure
	N88	Epilepsy

ICD-10 CODES

Indication	ICD-10 Code	Title
ANXIETY/RELATED DISORDERS		
Anxiety/panic disorders		
	F41	Other anxiety disorders
Phobias/compulsive disorders	F40	Phobic anxiety disorders
	F42	Obsessive-compulsive disorder
Stress related symptoms	F43	Reaction to severe stress, and adjustment disorders
Somatisation disorders/fear		
	Z71.1	Person with feared complaint in whom no diagnosis is made
	F45	Somatoform disorders
INSOMNIA/SLEEP DISORDERS		
	F51, G47	Nonorganic sleep disorders, sleep disorders
DEPRESSION		
	F31.3	Bipolar affective disorder, current episode mild or moderate depression
	F31.4	Bipolar affective disorder, current episode mild or moderate depression
	F31.5	Bipolar affective disorder, current episode severe depression with psychotic symptoms
	F32	Depressive episode
	F33	Recurrent depressive disorder
	F34	Persistent mood [affective] disorders
OTHERS		
Alcohol withdrawal	F10	Mental and behavioral disorders due to use of alcohol
Muscle relaxation	M60, M79	Myositis, other soft tissue disorders, not elsewhere classified
	M62.5, M62.6	Muscle wasting and atrophy, not elsewhere classified, muscle strain
Convulsions	R56	Convulsions, not elsewhere classified
	G40	Epilepsy
	G41	Status epilepticus
	F80.3	Acquired aphasia with epilepsy [Landau-Kleffner]

READ CODES

Indication	READ Code	Title
ANXIETY/RELATED DISORDERS		
Anxiety/panic disorders	1466.00	H/O: ANXIETY STATE
	1B13.00	ANXIOUSNESS
	1B13.11	ANXIOUSNESS - SYMPTOM
	1B13.12	ANXIOUS
	1B1V.00	C/O - PANIC ATTACK
	2258.00	O/E - ANXIOUS
	225J.00	O/E - PANIC ATTACK
	8G94.00	ANXIETY MANAGEMENT TRAINING
	8HHp.00	REFERRAL FOR GUIDED SELF-HELP FOR ANXIETY
	E200.00	ANXIETY STATES
	E200000	ANXIETY STATE UNSPECIFIED
	E200100	PANIC DISORDER
	E200111	PANIC ATTACK
	E200200	GENERALISED ANXIETY DISORDER
	E200400	CHRONIC ANXIETY
	E200500	RECURRENT ANXIETY
	E200z00	ANXIETY STATE NOS
	E202.12	PHOBIC ANXIETY
	E202100	AGORAPHOBIA WITH PANIC ATTACKS
	E280.00	ACUTE PANIC STATE DUE TO ACUTE STRESS REACTION
	E292000	SEPARATION ANXIETY DISORDER
	E292400	ADJUSTMENT REACTION WITH ANXIOUS MOOD
	E2D0.00	DISTURBANCE OF ANXIETY AND FEARFULNESS CHILDHOOD/ADOLESCENT
	E2D0000	CHILDHOOD AND ADOLESCENT OVERANXIOUSNESS DISTURBANCE
	E2D0z00	DISTURBANCE ANXIETY AND FEARFULNESS CHILDHOOD/ADOLESCENT NOS
	Eu05400	[X]ORGANIC ANXIETY DISORDER
	Eu34114	[X]PERSISTANT ANXIETY DEPRESSION
	Eu40.00	[X]PHOBIC ANXIETY DISORDERS
	Eu40012	[X]PANIC DISORDER WITH AGORAPHOBIA
	Eu40y00	[X]OTHER PHOBIC ANXIETY DISORDERS
	Eu40z00	[X]PHOBIC ANXIETY DISORDER, UNSPECIFIED
	Eu41.00	[X]OTHER ANXIETY DISORDERS
	Eu41000	[X]PANIC DISORDER [EPISODIC PAROXYSMAL ANXIETY]
	Eu41011	[X]PANIC ATTACK
	Eu41012	[X]PANIC STATE
	Eu41100	[X]GENERALIZED ANXIETY DISORDER
	Eu41111	[X]ANXIETY NEUROSIS
	Eu41112	[X]ANXIETY REACTION
	Eu41113	[X]ANXIETY STATE
	Eu41200	[X]MIXED ANXIETY AND DEPRESSIVE DISORDER
	Eu41211	[X]MILD ANXIETY DEPRESSION
	Eu41300	[X]OTHER MIXED ANXIETY DISORDERS
	Eu41y00	[X]OTHER SPECIFIED ANXIETY DISORDERS
	Eu41y11	[X]ANXIETY HYSTERIA
	Eu41z00	[X]ANXIETY DISORDER, UNSPECIFIED
	Eu41z11	[X]ANXIETY NOS

	Eu51511	[X]DREAM ANXIETY DISORDER
	Eu60600	[X]ANXIOUS [AVOIDANT] PERSONALITY DISORDER
	Eu93000	[X]SEPARATION ANXIETY DISORDER OF CHILDHOOD
	Eu93100	[X]PHOBIC ANXIETY DISORDER OF CHILDHOOD
	Eu93200	[X]SOCIAL ANXIETY DISORDER OF CHILDHOOD
	Eu93y12	[X]CHILDHOOD OVERANXIOUS DISORDER
	Z4I7.00	ACKNOWLEDGING ANXIETY
	Z4I7100	RECOGNISING ANXIETY
	Z4I7200	ALLEVIATING ANXIETY
	Z4I7211	REDUCING ANXIETY
	Z4L1.00	ANXIETY COUNSELLING
Phobias/Compulsive disorders		
	E2...00	NEUROTIC, PERSONALITY AND OTHER NONPSYCHOTIC DISORDERS
	E20..00	NEUROTIC DISORDERS
	E20z.00	NEUROTIC DISORDER NOS
	E20z.11	NERVOUS BREAKDOWN
	E21..11	NEUROTIC PERSONALITY DISORDER
	E214.00	COMPULSIVE PERSONALITY DISORDERS
	E214.11	ANANCASTIC PERSONALITY
	E214000	ANANKASTIC PERSONALITY
	E214100	OBSessional PERSONALITY
	E21y711	NEUROTIC PERSONALITY
	E202.00	PHOBIC DISORDERS
	E202.11	SOCIAL PHOBIC DISORDERS
	E202.12	PHOBIC ANXIETY
	E202000	PHOBIA UNSPECIFIED
	E202100	AGORAPHOBIA WITH PANIC ATTACKS
	E202200	AGORAPHOBIA WITHOUT MENTION OF PANIC ATTACKS
	E202300	SOCIAL PHOBIA, FEAR OF EATING IN PUBLIC
	E202400	SOCIAL PHOBIA, FEAR OF PUBLIC SPEAKING
	E202500	SOCIAL PHOBIA, FEAR OF PUBLIC WASHING
	E202600	ACROPHOBIA
	E202700	ANIMAL PHOBIA
	E202800	CLAUSTROPHOBIA
	E202900	FEAR OF CROWDS
	E202A00	FEAR OF FLYING
	E202B00	CANCER PHOBIA
	E202C00	DENTAL PHOBIA
	E202D00	FEAR OF DEATH
	E202E00	FEAR OF PREGNANCY
	E202z00	PHOBIC DISORDER NOS
	E202z11	WEIGHT FIXATION
	Eu22y11	[X]DELUSIONAL DYSMORPHOPHOBIA
	Eu40.00	[X]PHOBIC ANXIETY DISORDERS
	Eu40000	[X]AGORAPHOBIA
	Eu40011	[X]AGORAPHOBIA WITHOUT HISTORY OF PANIC DISORDER
	Eu40012	[X]PANIC DISORDER WITH AGORAPHOBIA
	Eu40100	[X]SOCIAL PHOBIAS
	Eu40111	[X]ANTHROPOPHOBIA

	Eu40112	[X]SOCIAL NEUROSIS
	Eu40200	[X]SPECIFIC (ISOLATED) PHOBIAS
	Eu40211	[X]ACROPHOBIA
	Eu40212	[X]ANIMAL PHOBIAS
	Eu40213	[X]CLAUSTROPHOBIA
	Eu40214	[X]SIMPLE PHOBIA
	Eu40300	[X]NEEDLE PHOBIA
	Eu40y00	[X]OTHER PHOBIC ANXIETY DISORDERS
	Eu40z00	[X]PHOBIC ANXIETY DISORDER, UNSPECIFIED
	Eu40z11	[X]PHOBIA NOS
	Eu40z12	[X]PHOBIC STATE NOS
	Eu42.00	[X]OBSESSIVE - COMPULSIVE DISORDER
	Eu42.11	[X]ANANKASTIC NEUROSIS
	Eu42.12	[X]OBSESSIVE-COMPULSIVE NEUROSIS
	Eu42000	[X]PREDOMINANTLY OBSESSIONAL THOUGHTS OR RUMINATIONS
	Eu42100	[X]PREDOMINANTLY COMPULSIVE ACTS [OBSESSIONAL RITUALS]
	Eu42200	[X]MIXED OBSESSIONAL THOUGHTS AND ACTS
	Eu42y00	[X]OTHER OBSESSIVE-COMPULSIVE DISORDERS
	Eu42z00	[X]OBSESSIVE-COMPULSIVE DISORDER, UNSPECIFIED
	Eu45212	[X]DYSMORPHOPHOBIA NONDELUSIONAL
	Eu45215	[X]NOSOPHOBIA
	Eu46.00	[X]OTHER NEUROTIC DISORDERS
	Eu46000	[X]NEURASTHENIA
	Eu46011	[X]FATIGUE SYNDROME
	Eu46100	[X]DEPERSONALIZATION - DEREALIZATION SYNDROME
	Eu46y00	[X]OTHER SPECIFIED NEUROTIC DISORDERS
	Eu46y11	[X]BRIQUET'S DISORDER
	Eu46y12	[X]DHAT SYNDROME
	Eu46y13	[X]OCCUPATIONAL NEUROSIS, INCLUDING WRITER'S CRAMP
	Eu46y14	[X]PSYCHASTHENIA
	Eu46y15	[X]PSYCHASTHENIA NEUROSIS
	Eu46y16	[X]PSYCHOGENIC SYNCOPE
	Eu46z00	[X]NEUROTIC DISORDER, UNSPECIFIED
	Eu46z11	[X]NEUROSIS NOS
	Eu60500	[X]ANANKASTIC PERSONALITY DISORDER
	Eu60511	[X]COMPULSIVE PERSONALITY DISORDER
	Eu60512	[X]OBSESSIONAL PERSONALITY DISORDER
	Eu60513	[X]OBSESSIVE-COMPULSIVE PERSONALITY DISORDER
	F481700	PHOTOPHOBIA
	Z481.00	PHOBIA COUNSELLING
	Z522400	DESENSITISATION - PHOBIA
	Z522700	FLOODING - AGORAPHOBIA
	E203.00	OBSESSIVE-COMPULSIVE DISORDERS
	E203.11	ANANKASTIC NEUROSIS
	E203000	COMPULSIVE NEUROSIS
	E203100	OBSESSIONAL NEUROSIS
	E203z00	OBSESSIVE-COMPULSIVE DISORDER NOS
	E204.00	NEUROTIC DEPRESSION REACTIVE TYPE
	E20y.00	OTHER NEUROTIC DISORDERS
Stress		

	05L9.00	STRESSMAN
	13H4.12	MARITAL STRESS
	13HT100	STRESS AT HOME
	13HT111	DOMESTIC STRESS
	13JM.13	STRESS AT WORK
	1B1L.00	STRESS RELATED PROBLEM
	1B1T.00	FEELING STRESSED
	67J..00	STRESS COUNSELLING
	9ON..00	STRESS MONITORING ADMIN.
	9ON..11	STRESS CLINIC ADMINISTRATION
	9ON1.00	ATTENDS STRESS MONITORING
	9ON2.00	REFUSES STRESS MONITORING
	E28..00	ACUTE REACTION TO STRESS
	E280.00	ACUTE PANIC STATE DUE TO ACUTE STRESS REACTION
	E281.00	ACUTE FUGUE STATE DUE TO ACUTE STRESS REACTION
	E282.00	ACUTE STUPOR STATE DUE TO ACUTE STRESS REACTION
	E283.00	OTHER ACUTE STRESS REACTIONS
	E283100	ACUTE POSTTRAUMA STRESS STATE
	E283000	ACUTE SITUATIONAL DISTURBANCE
	E283z00	OTHER ACUTE STRESS REACTION NOS
	E284.00	STRESS REACTION CAUSING MIXED DISTURBANCE OF EMOTION/CONDUCT
	E28z.00	ACUTE STRESS REACTION NOS
	E29y100	OTHER POST-TRAUMATIC STRESS DISORDER
	Eu4..00	[X]NEUROTIC, STRESS - RELATED AND SOMOFORM DISORDERS
	Eu43.00	[X]REACTION TO SEVERE STRESS, AND ADJUSTMENT DISORDERS
	Eu43000	[X]ACUTE STRESS REACTION
	Eu43011	[X]ACUTE CRISIS REACTION
	Eu43012	[X]ACUTE REACTION TO STRESS
	Eu43013	[X]COMBAT FATIGUE
	Eu43014	[X]CRISIS STATE
	Eu43015	[X]PSYCHIC SHOCK
	Eu43100	[X]POST - TRAUMATIC STRESS DISORDER
	Eu43111	[X]TRAUMATIC NEUROSIS
	Eu43200	[X]ADJUSTMENT DISORDERS
	Eu43211	[X]CULTURE SHOCK
	Eu43212	[X]GRIEF REACTION
	Eu43213	[X]HOSPITALISM IN CHILDREN
	Eu43y00	[X]OTHER REACTIONS TO SEVERE STRESS
	Eu43z00	[X]REACTION TO SEVERE STRESS, UNSPECIFIED
	Eu43z00	[X]REACTION TO SEVERE STRESS, UNSPECIFIED
	R007z14	[D]WORK STRESS
	R00zW00	[D]STATE OF EMOTIONAL SHOCK AND STRESS, UNSPECIFIED
	Ry15.00	[D]UNDUE CONCERN AND PREOCCUPATION WITH STRESSFUL EVENTS
	Ryu5800	[X]STATE OF EMOTIONAL SHOCK AND STRESS, UNSPECIFIED
	ZVu4E00	[X]OTHER STRESSFUL LIFE EVENTS AFFECTING FAMILY

		& HOUSEHOLD
Somatisation disorders/fear		
	E207.00	HYPOCHONDRIASIS
	E20y000	SOMATIZATION DISORDER
	E28z.11	EXAMINATION FEAR
	E28z.12	FLYING PHOBIA
	E28z.13	STAGE FRIGHT
	1B1H.11	FEAR
	1Bb..00	SPECIFIC FEAR
	1Bb0.00	FEAR OF FALLING
	1Bb1.00	FEAR OF GETTING CANCER
	9N54.00	ENCOUNTER FOR FEAR
	Eu45.00	[X]SOMATOFORM DISORDERS
	Eu45000	[X]SOMATIZATION DISORDER
	Eu45011	[X]MULTIPLE PSYCHOSOMATIC DISORDER
	Eu45012	[X]BRIQUET'S SYNDROME
	Eu45013	[X]BRIQUET'S DISORDER
	Eu45100	[X]UNDIFFERENTIATED SOMATOFORM DISORDER
	Eu45111	[X]UNDIFFERENTIATED PSYCHOSOMATIC DISORDER
	Eu45200	[X]HYPOCHONDRIACAL DISORDER
	Eu45211	[X]BODY DYSMORPHIC DISORDER
	Eu45212	[X]DYSMORPHOPHOBIA NONDELUSIONAL
	Eu45213	[X]HYPOCHONDRIACAL NEUROSIS
	Eu45214	[X]HYPOCHONDRIASIS
	Eu45215	[X]NOSOPHOBIA
	Eu45300	[X]SOMATOFORM AUTONOMIC DYSFUNCTION
	Eu45311	[X]CARDIAC NEUROSIS
	Eu45312	[X]DA COSTA'S SYNDROME
	Eu45313	[X]GASTRIC NEUROSIS
	Eu45314	[X]NEUROCIRCULATORY ASTHENIA
	Eu45316	[X]PSYCHOGENIC COUGH
	Eu45317	[X]PSYCHOGENIC DIARRHOEA
	Eu45318	[X]PSYCHOGENIC DYSPEPSIA
	Eu45319	[X]PSYCHOGENIC DYSURIA
	Eu45320	[X]PSYCHOGENIC FLATULENCE
	Eu45321	[X]PSYCHOGENIC HICCOUGH
	Eu45322	[X]PSYCHOGENIC HYPERVENTILAT
	Eu45323	[X]PSYCHOGENIC FREQ MICTURIT
	Eu45324	[X]PSYCHOGENIC IBS
	Eu45325	[X]PSYCHOGENIC PYLOROSPASM
	Eu45400	[X]PERSISTENT SOMATOFORM PAIN DISORDER
	Eu45411	[X]PSYCHALGIA
	Eu45412	[X]PSYCHOGENIC BACKACHE
	Eu45413	[X]PSYCHOGENIC HEADACHE
	Eu45414	[X]SOMATOFORM PAIN DISORDER
	Eu45500	[X]GLOBUS PHARYNGEUS
	Eu45y00	[X]OTHER SOMATOFORM DISORDERS
	Eu45y11	[X]PSYCHOGENIC DYSMENORRHOEA
	Eu45y12	[X]GLOBUS HYSTERICUS
	Eu45y13	[X]PSYCHOGENIC PRURITIS
	Eu45y14	[X]PSYCHOGENIC TORTICOLLIS

	Eu45y15	[X]TEETH-GRINDING
	Eu45z00	[X]SOMATOFORM DISORDER, UNSPECIFIED
	Eu45z11	[X]PSYCHOSOMATIC DISORDER NOS
	Eu46.00	[X]OTHER NEUROTIC DISORDERS
	Eu46000	[X]NEURASTHENIA
	Eu46011	[X]FATIGUE SYNDROME
	Eu46100	[X]DEPERSONALIZATION - DEREALIZATION SYNDROME
	Eu46y00	[X]OTHER SPECIFIED NEUROTIC DISORDERS
	Eu46y11	[X]BRIQUET'S DISORDER
	Eu46y12	[X]DHAT SYNDROME
	Eu46y13	[X]OCCUPATIONAL NEUROSIS, INCLUDING WRITER'S CRAMP
	Eu46y14	[X]PSYCHASTHENIA
	Eu46y15	[X]PSYCHASTHENIA NEUROSIS
	Eu46y16	[X]PSYCHOGENIC SYNCOPE
	Eu46z00	[X]NEUROTIC DISORDER, UNSPECIFIED
	Eu46z11	[X]NEUROSIS NOS
	Eu63.00	[X]HABIT AND IMPULSE DISORDERS
	Eu63y00	[X]OTHER HABIT AND IMPULSE DISORDERS
	Eu63z00	[X]HABIT AND IMPULSE DISORDER, UNSPECIFIED
	E20y000	SOMATIZATION DISORDER
	E20y011	BRIQUET'S DISORDER
	E20y100	WRITER'S CRAMP NEUROSIS
	E20y200	OTHER OCCUPATIONAL NEUROSIS
	E20y300	PSYCHASTHENIC NEUROSIS
	ZRBo.00	FEAR OF AIDS SCALE
	ZRBo.11	FAIDSS - FEAR OF AIDS SCALE
	ZRBp.00	FEAR SURVEY SCHEDULE
	ZRBp.11	FSS - FEAR SURVEY SCHEDULE

INSOMNIA/SLEEP DISORDERS		
	1B1B.00	CANNOT SLEEP - INSOMNIA
	1B1B.11	C/O - INSOMNIA
	1B1B000	INITIAL INSOMNIA
	1B1B100	MIDDLE INSOMNIA
	1B1B200	LATE INSOMNIA
	1B1Q.00	POOR SLEEP PATTERN
	1BX0.00	DELAYED ONSET OF SLEEP
	1BX1.00	EXCESSIVE SLEEP
	1BX9.00	LIGHT SLEEP
	E274.00	NON-ORGANIC SLEEP DISORDERS
	E274.11	HYPERSOMNIA OF NON-ORGANIC ORIGIN
	E274.12	INSOMNIA DUE TO NONORGANIC SLEEP DISORDER
	E274000	UNSPECIFIED NON-ORGANIC SLEEP DISORDER
	E274100	TRANSIENT INSOMNIA
	E274111	INSOMNIA NOS
	E274200	PERSISTENT INSOMNIA
	E274300	TRANSIENT HYPERSOMNIA
	E274311	HYPERSOMNIA NOS
	E274400	PERSISTENT HYPERSOMNIA
	E274600	SHIFTING SLEEP-WORK SCHEDULE

	E274700	SOMNAMBULISM - SLEEP WALKING
	E274A00	SLEEP DRUNKENNESS
	E274B00	REPEATED RAPID EYE MOVEMENT SLEEP INTERRUPTIONS
	E274C00	OTHER SLEEP STAGE OR AROUSAL DYSFUNCTION
	E274D00	REPETITIVE INTRUSIONS OF SLEEP
	E274D11	RESTLESS SLEEP
	E274E00	SHORT-SLEEPER
	E274F00	INVERSION OF SLEEP RHYTHM
	E274y00	OTHER NON-ORGANIC SLEEP DISORDER
	E274z00	NON-ORGANIC SLEEP DISORDER NOS
	Eu51.00	[X]NONORGANIC SLEEP DISORDERS
	Eu51000	[X]NONORGANIC INSOMNIA
	Eu51100	[X]NONORGANIC HYPERSOMNIA
	Eu51200	[X]NONORGANIC DISORDER OF THE SLEEP-WAKE SCHEDULE
	Eu51213	[X]PSYCHOGENIC INVERSION OF SLEEP RHYTHM
	Eu51300	[X]SLEEPWALKING
	Eu51400	[X]SLEEP TERRORS
	Eu51y00	[X]OTHER NONORGANIC SLEEP DISORDERS
	Eu51z00	[X]NONORGANIC SLEEP DISORDER, UNSPECIFIED
	Eu51z11	[X]EMOTIONAL SLEEP DISORDER NOS
	Fy0..00	SLEEP DISORDERS
	Fy00.00	DISORDERS OF INITIATING AND MAINTAINING SLEEP
	Fy01.00	DISORDERS OF EXCESSIVE SOMNOLENCE
	Fy02.00	DISORDERS OF THE SLEEP-WAKE SCHEDULE
	Fy05.00	NOCTURNAL SLEEP-RELATED EATING DISORDER
	Fyu5800	[X]OTHER SLEEP DISORDERS
	K5A2100	MENOPAUSAL SLEEPLESSNESS
	R000100	[D]SOMNOLENCE
	R005.00	[D]SLEEP DISTURBANCES
	R005.11	[D]INSOMNIA - SYMPTOM
	R005.12	[D]SLEEP RHYTHM PROBLEMS
	R005000	[D]SLEEP DISTURBANCE, UNSPECIFIED
	R005100	[D]INSOMNIA WITH SLEEP APNOEA
	R005200	[D]INSOMNIA NOS
	R005300	[D]HYPERSOMNIA WITH SLEEP APNOEA
	R005311	[D]SLEEP APNOEA SYNDROME
	R005312	[D]SYNDROME SLEEP APNOEA
	R005400	[D]HYPERSOMNIA NOS
	R005500	[D]SLEEP RHYTHM INVERSION
	R005600	[D]SLEEP RHYTHM IRREGULAR
	R005700	[D]SLEEP-WAKE RHYTHM NON-24-HOUR CYCLE
	R005800	[D]SLEEP DYSFUNCTION WITH SLEEP STAGE DISTURBANCE
	R005900	[D]SLEEP DYSFUNCTION WITH AROUSAL DISTURBANCE
	R005z00	[D]SLEEP DYSFUNCTION NOS
	ZV1B100	[V]PERSONAL HISTORY OF UNHEALTHY SLEEP-WAKE SCHEDULE

DEPRESSIVE DISORDERS		
	1465.00	H/O: DEPRESSION
	146D.00	H/O: MANIC DEPRESSIVE DISORDER

	1B17.00	DEPRESSED
	1B17.11	C/O - FEELING DEPRESSED
	1B1U.00	SYMPTOMS OF DEPRESSION
	1B1U.11	DEPRESSIVE SYMPTOMS
	1BT..00	DEPRESSED MOOD
	1BT..00	DEPRESSED MOOD
	212S.00	DEPRESSION RESOLVED
	2257.00	O/E - DEPRESSED
	62T1.00	PUERPERAL DEPRESSION
	6G00.00	POSTNATAL DEPRESSION COUNSELLING
	8BK0.00	DEPRESSION MANAGEMENT PROGRAMME
	8CAa.00	PATIENT GIVEN ADVICE ABOUT MANAGEMENT OF DEPRESSION
	8HHq.00	REFERRAL FOR GUIDED SELF-HELP FOR DEPRESSION
	9H90.00	DEPRESSION ANNUAL REVIEW
	9H91.00	DEPRESSION MEDICATION REVIEW
	9H92.00	DEPRESSION INTERIM REVIEW
	9HA0.00	ON DEPRESSION REGISTER
	9HA1.00	REMOVED FROM DEPRESSION REGISTER
	9k4..00	DEPRESSION - ENHANCED SERVICES ADMINISTRATION
	9k40.00	DEPRESSION - ENHANCED SERVICE COMPLETED
	9kQ..00	ON FULL DOSE LONG TERM TREATMENT DEPRESSION - ENH SERV ADMIN
	9kQ..11	ON FULL DOSE LONG TERM TREATMENT FOR DEPRESSION
	E001300	PRESENILE DEMENTIA WITH DEPRESSION
	E002.00	SENILE DEMENTIA WITH DEPRESSIVE OR PARANOID FEATURES
	E002100	SENILE DEMENTIA WITH DEPRESSION
	E002z00	SENILE DEMENTIA WITH DEPRESSIVE OR PARANOID FEATURES NOS
	E004300	ARTERIOSCLEROTIC DEMENTIA WITH DEPRESSION
	E02y300	DRUG-INDUCED DEPRESSIVE STATE
	E11..12	DEPRESSIVE PSYCHOSES
	E112.00	SINGLE MAJOR DEPRESSIVE EPISODE
	E112.11	AGITATED DEPRESSION
	E112.12	ENDOGENOUS DEPRESSION FIRST EPISODE
	E112.13	ENDOGENOUS DEPRESSION FIRST EPISODE
	E112.14	ENDOGENOUS DEPRESSION
	E112000	SINGLE MAJOR DEPRESSIVE EPISODE, UNSPECIFIED
	E112100	SINGLE MAJOR DEPRESSIVE EPISODE, MILD
	E112200	SINGLE MAJOR DEPRESSIVE EPISODE, MODERATE
	E112300	SINGLE MAJOR DEPRESSIVE EPISODE, SEVERE, WITHOUT PSYCHOSIS
	E112400	SINGLE MAJOR DEPRESSIVE EPISODE, SEVERE, WITH PSYCHOSIS
	E112500	SINGLE MAJOR DEPRESSIVE EPISODE, PARTIAL OR UNSPEC REMISSION
	E112600	SINGLE MAJOR DEPRESSIVE EPISODE, IN FULL REMISSION
	E112z00	SINGLE MAJOR DEPRESSIVE EPISODE NOS
	E113.00	RECURRENT MAJOR DEPRESSIVE EPISODE
	E113.11	ENDOGENOUS DEPRESSION - RECURRENT
	E113000	RECURRENT MAJOR DEPRESSIVE EPISODES,

		UNSPECIFIED
	E113100	RECURRENT MAJOR DEPRESSIVE EPISODES, MILD
	E113200	RECURRENT MAJOR DEPRESSIVE EPISODES, MODERATE
	E113300	RECURRENT MAJOR DEPRESSIVE EPISODES, SEVERE, NO PSYCHOSIS
	E113400	RECURRENT MAJOR DEPRESSIVE EPISODES, SEVERE, WITH PSYCHOSIS
	E113500	RECURRENT MAJOR DEPRESSIVE EPISODES,PARTIAL/UNSPEC REMISSION
	E113600	RECURRENT MAJOR DEPRESSIVE EPISODES, IN FULL REMISSION
	E113700	RECURRENT DEPRESSION
	E113z00	RECURRENT MAJOR DEPRESSIVE EPISODE NOS
	E114.11	MANIC-DEPRESSIVE - NOW MANIC
	E115.00	BIPOLAR AFFECTIVE DISORDER, CURRENTLY DEPRESSED
	E115.11	MANIC-DEPRESSIVE - NOW DEPRESSED
	E115000	BIPOLAR AFFECTIVE DISORDER, CURRENTLY DEPRESSED, UNSPECIFIED
	E115100	BIPOLAR AFFECTIVE DISORDER, CURRENTLY DEPRESSED, MILD
	E115200	BIPOLAR AFFECTIVE DISORDER, CURRENTLY DEPRESSED, MODERATE
	E115300	BIPOLAR AFFECT DISORD, NOW DEPRESSED, SEVERE, NO PSYCHOSIS
	E115400	BIPOLAR AFFECT DISORD, NOW DEPRESSED, SEVERE WITH PSYCHOSIS
	E115500	BIPOLAR AFFECT DISORD, NOW DEPRESSED, PART/UNSPEC REMISSION
	E115600	BIPOLAR AFFECTIVE DISORDER, NOW DEPRESSED, IN FULL REMISSION
	E115z00	BIPOLAR AFFECTIVE DISORDER, CURRENTLY DEPRESSED, NOS
	E11y.00	OTHER AND UNSPECIFIED MANIC-DEPRESSIVE PSYCHOSES
	E11y000	UNSPECIFIED MANIC-DEPRESSIVE PSYCHOSES
	E11y200	ATYPICAL DEPRESSIVE DISORDER
	E11y300	OTHER MIXED MANIC-DEPRESSIVE PSYCHOSES
	E11yz00	OTHER AND UNSPECIFIED MANIC-DEPRESSIVE PSYCHOSES NOS
	E11z200	MASKED DEPRESSION
	E130.00	REACTIVE DEPRESSIVE PSYCHOSIS
	E130.11	PSYCHOTIC REACTIVE DEPRESSION
	E135.00	AGITATED DEPRESSION
	E200300	ANXIETY WITH DEPRESSION
	E204.00	NEUROTIC DEPRESSION REACTIVE TYPE
	E204.11	POSTNATAL DEPRESSION
	E211200	DEPRESSIVE PERSONALITY DISORDER
	E290.00	BRIEF DEPRESSIVE REACTION
	E290000	GRIEF REACTION
	E291.00	PROLONGED DEPRESSIVE REACTION
	E2B..00	DEPRESSIVE DISORDER NEC
	E2B0.00	POSTVIRAL DEPRESSION
	E2B1.00	CHRONIC DEPRESSION

	Eu02z16	[X] SENILE DEMENTIA, DEPRESSED OR PARANOID TYPE
	Eu20400	[X]POST-SCHIZOPHRENIC DEPRESSION
	Eu25100	[X]SCHIZOAFFECTIVE DISORDER, DEPRESSIVE TYPE
	Eu25111	[X]SCHIZOAFFECTIVE PSYCHOSIS, DEPRESSIVE TYPE
	Eu25112	[X]SCHIZOPHRENIFORM PSYCHOSIS, DEPRESSIVE TYPE
	Eu3y111	[X]RECURRENT BRIEF DEPRESSIVE EPISODES
	Eu31300	[X]BIPOLAR AFFECT DISORDER CUR EPI MILD OR MODERATE DEPRESSN
	Eu31400	[X]BIPOL AFF DISORD, CURR EPIS SEV DEPRESS, NO PSYCHOT SYMP
	Eu31500	[X]BIPOLAR AFFECT DIS CUR EPI SEVERE DEPRES WITH PSYC SYMP
	Eu32.00	[X]DEPRESSIVE EPISODE
	Eu32.11	[X]SINGLE EPISODE OF DEPRESSIVE REACTION
	Eu32.12	[X]SINGLE EPISODE OF PSYCHOGENIC DEPRESSION
	Eu32.13	[X]SINGLE EPISODE OF REACTIVE DEPRESSION
	Eu32000	[X]MILD DEPRESSIVE EPISODE
	Eu32100	[X]MODERATE DEPRESSIVE EPISODE
	Eu32200	[X]SEVERE DEPRESSIVE EPISODE WITHOUT PSYCHOTIC SYMPTOMS
	Eu32211	[X]SINGLE EPISODE AGITATED DEPRESSN W'OUT PSYCHOTIC SYMPTOMS
	Eu32212	[X]SINGLE EPISODE MAJOR DEPRESSION W'OUT PSYCHOTIC SYMPTOMS
	Eu32213	[X]SINGLE EPISODE VITAL DEPRESSION W'OUT PSYCHOTIC SYMPTOMS
	Eu32300	[X]SEVERE DEPRESSIVE EPISODE WITH PSYCHOTIC SYMPTOMS
	Eu32311	[X]SINGLE EPISODE OF MAJOR DEPRESSION AND PSYCHOTIC SYMPTOMS
	Eu32312	[X]SINGLE EPISODE OF PSYCHOGENIC DEPRESSIVE PSYCHOSIS
	Eu32313	[X]SINGLE EPISODE OF PSYCHOTIC DEPRESSION
	Eu32314	[X]SINGLE EPISODE OF REACTIVE DEPRESSIVE PSYCHOSIS
	Eu32400	[X]MILD DEPRESSION
	Eu32500	[X]MAJOR DEPRESSION, MILD
	Eu32600	[X]MAJOR DEPRESSION, MODERATELY SEVERE
	Eu32700	[X]MAJOR DEPRESSION, SEVERE WITHOUT PSYCHOTIC SYMPTOMS
	Eu32800	[X]MAJOR DEPRESSION, SEVERE WITH PSYCHOTIC SYMPTOMS
	Eu32y00	[X]OTHER DEPRESSIVE EPISODES
	Eu32y11	[X]ATYPICAL DEPRESSION
	Eu32y12	[X]SINGLE EPISODE OF MASKED DEPRESSION NOS
	Eu32z00	[X]DEPRESSIVE EPISODE, UNSPECIFIED
	Eu32z11	[X]DEPRESSION NOS
	Eu32z12	[X]DEPRESSIVE DISORDER NOS
	Eu32z13	[X]PROLONGED SINGLE EPISODE OF REACTIVE DEPRESSION
	Eu32z14	[X] REACTIVE DEPRESSION NOS
	Eu33.00	[X]RECURRENT DEPRESSIVE DISORDER
	Eu33.11	[X]RECURRENT EPISODES OF DEPRESSIVE REACTION
	Eu33.12	[X]RECURRENT EPISODES OF PSYCHOGENIC

		DEPRESSION
	Eu33.13	[X]RECURRENT EPISODES OF REACTIVE DEPRESSION
	Eu33.14	[X]SEASONAL DEPRESSIVE DISORDER
	Eu33000	[X]RECURRENT DEPRESSIVE DISORDER, CURRENT EPISODE MILD
	Eu33100	[X]RECURRENT DEPRESSIVE DISORDER, CURRENT EPISODE MODERATE
	Eu33200	[X]RECURR DEPRESS DISORDER CUR EPI SEVERE WITHOUT PSYC SYMPT
	Eu33211	[X]ENDOGENOUS DEPRESSION WITHOUT PSYCHOTIC SYMPTOMS
	Eu33212	[X]MAJOR DEPRESSION, RECURRENT WITHOUT PSYCHOTIC SYMPTOMS
	Eu33213	[X]MANIC-DEPRESS PSYCHOSIS,DEPRESSD,NO PSYCHOTIC SYMPTOMS
	Eu33214	[X]VITAL DEPRESSION, RECURRENT WITHOUT PSYCHOTIC SYMPTOMS
	Eu33300	[X]RECURRENT DEPRESS DISORDER CUR EPI SEVERE WITH PSYC SYMP
	Eu33311	[X]ENDOGENOUS DEPRESSION WITH PSYCHOTIC SYMPTOMS
	Eu33312	[X]MANIC-DEPRESS PSYCHOSIS,DEPRESSED TYPE+PSYCHOTIC SYMPTOMS
	Eu33313	[X]RECURR SEVERE EPISODES/MAJOR DEPRESSION+PSYCHOTIC SYMPTOM
	Eu33314	[X]RECURR SEVERE EPISODES/PSYCHOGENIC DEPRESSIVE PSYCHOSIS
	Eu33315	[X]RECURRENT SEVERE EPISODES OF PSYCHOTIC DEPRESSION
	Eu33316	[X]RECURRENT SEVERE EPISODES/REACTIVE DEPRESSIVE PSYCHOSIS
	Eu33400	[X]RECURRENT DEPRESSIVE DISORDER, CURRENTLY IN REMISSION
	Eu33y00	[X]OTHER RECURRENT DEPRESSIVE DISORDERS
	Eu33z00	[X]RECURRENT DEPRESSIVE DISORDER, UNSPECIFIED
	Eu33z11	[X]MONOPOLAR DEPRESSION NOS
	Eu34111	[X]DEPRESSIVE NEUROSIS
	Eu34112	[X]DEPRESSIVE PERSONALITY DISORDER
	Eu34113	[X]NEUROTIC DEPRESSION
	Eu34114	[X]PERSISTANT ANXIETY DEPRESSION
	Eu3y111	[X]RECURRENT BRIEF DEPRESSIVE EPISODES
	Eu41200	[X]MIXED ANXIETY AND DEPRESSIVE DISORDER
	Eu41211	[X]MILD ANXIETY DEPRESSION
	Eu43212	[X]GRIEF REACTION
	Eu53011	[X]POSTNATAL DEPRESSION NOS
	Eu53012	[X]POSTPARTUM DEPRESSION NOS
	Eu92000	[X]DEPRESSIVE CONDUCT DISORDER
	R007z13	[D]POSTOPERATIVE DEPRESSION
	ZRlfh00	HEALTH OF THE NATION OUTCOME SCALE ITEM 7 - DEPRESSED MOOD
	ZRlfI00	HEALTH OF THE NATION OUTCOME SCALE ITEM 7 - DEPRESSED MOOD
OTHERS		
	Alcohol withdrawal	
	E01..00	ALCOHOLIC PSYCHOSES

	E010.00	ALCOHOL WITHDRAWAL DELIRIUM
	E010.11	DTS - DELIRIUM TREMENS
	E010.12	DELIRIUM TREMENS
	E011.00	ALCOHOL AMNESTIC SYNDROME
	E011000	KORSAKOV'S ALCOHOLIC PSYCHOSIS
	E011100	KORSAKOV'S ALCOHOLIC PSYCHOSIS WITH PERIPHERAL NEURITIS
	E011200	WERNICKE-KORSAKOV SYNDROME
	E011z00	ALCOHOL AMNESTIC SYNDROME NOS
	E012.00	OTHER ALCOHOLIC DEMENTIA
	E012.11	ALCOHOLIC DEMENTIA NOS
	E012000	CHRONIC ALCOHOLIC BRAIN SYNDROME
	E013.00	ALCOHOL WITHDRAWAL HALLUCINOSIS
	E014.00	PATHOLOGICAL ALCOHOL INTOXICATION
	E014.11	DRUNKENNESS - PATHOLOGICAL
	E015.00	ALCOHOLIC PARANOIA
	E01y.00	OTHER ALCOHOLIC PSYCHOSIS
	E01y000	ALCOHOL WITHDRAWAL SYNDROME
	E01yz00	OTHER ALCOHOLIC PSYCHOSIS NOS
	E01z.00	ALCOHOLIC PSYCHOSIS NOS
	Eu10.00	[X]MENTAL AND BEHAVIOURAL DISORDERS DUE TO USE OF ALCOHOL
	Eu10000	[X]MENTAL & BEHAV DIS DUE TO USE ALCOHOL: ACUTE INTOXICATION
	Eu10011	[X]ACUTE ALCOHOLIC DRUNKENNESS
	Eu10100	[X]MENTAL AND BEHAV DIS DUE TO USE OF ALCOHOL: HARMFUL USE
	Eu10200	[X]MENTAL AND BEHAV DIS DUE TO USE ALCOHOL: DEPENDENCE SYNDR
	Eu10211	[X]ALCOHOL ADDICTION
	Eu10212	[X]CHRONIC ALCOHOLISM
	Eu10300	[X]MENTAL AND BEHAV DIS DUE TO USE ALCOHOL: WITHDRAWAL STATE
	Eu10400	[X]MEN & BEHAV DIS DUE ALCOHL: WITHDRAWL STATE WITH DELIRIUM
	Eu10411	[X]DELIRIUM TREMENS, ALCOHOL INDUCED
	Eu10500	[X]MENTAL & BEHAV DIS DUE TO USE ALCOHOL: PSYCHOTIC DISORDER
	Eu10511	[X]ALCOHOLIC HALLUCINOSIS
	Eu10512	[X]ALCOHOLIC JEALOUSY
	Eu10513	[X]ALCOHOLIC PARANOIA
	Eu10514	[X]ALCOHOLIC PSYCHOSIS NOS
	Eu10600	[X]MENTAL AND BEHAV DIS DUE TO USE ALCOHOL: AMNESIC SYNDROME
	Eu10611	[X]KORSAKOV'S PSYCHOSIS, ALCOHOL INDUCED
	Eu10700	[X]MEN & BEHAV DIS DUE ALCOH: RESID & LATE-ONSET PSYCHOT DIS
	Eu10711	[X]ALCOHOLIC DEMENTIA NOS
	Eu10712	[X]CHRONIC ALCOHOLIC BRAIN SYNDROME
	Eu10800	[X]ALCOHOL WITHDRAWAL-INDUCED SEIZURE
	Eu10y00	[X]MEN & BEHAV DIS DUE TO USE ALCOHOL: OTH MEN & BEHAV DIS
	Eu10z00	[X]MENT & BEHAV DIS DUE USE ALCOHOL: UNSP MENT & BEHAV DIS

	E23..00	ALCOHOL DEPENDENCE SYNDROME
	E23..11	ALCOHOLISM
	E23..12	ALCOHOL PROBLEM DRINKING
	E230.00	ACUTE ALCOHOLIC INTOXICATION IN ALCOHOLISM
	E230.11	ALCOHOL DEPENDENCE WITH ACUTE ALCOHOLIC INTOXICATION
	E230000	ACUTE ALCOHOLIC INTOXICATION, UNSPECIFIED, IN ALCOHOLISM
	E230100	CONTINUOUS ACUTE ALCOHOLIC INTOXICATION IN ALCOHOLISM
	E230200	EPISODIC ACUTE ALCOHOLIC INTOXICATION IN ALCOHOLISM
	E230300	ACUTE ALCOHOLIC INTOXICATION IN REMISSION, IN ALCOHOLISM
	E230z00	ACUTE ALCOHOLIC INTOXICATION IN ALCOHOLISM NOS
	E231.00	CHRONIC ALCOHOLISM
	E231.11	DIPSOMANIA
	E231000	UNSPECIFIED CHRONIC ALCOHOLISM
	E231100	CONTINUOUS CHRONIC ALCOHOLISM
	E231200	EPISODIC CHRONIC ALCOHOLISM
	E231300	CHRONIC ALCOHOLISM IN REMISSION
	E231z00	CHRONIC ALCOHOLISM NOS
	E23z.00	ALCOHOL DEPENDENCE SYNDROME NOS
Muscle relaxation		
	N138.00	CERVICALGIA
	N142.00	PAIN IN LUMBAR SPINE
	N142.11	LOW BACK PAIN
	N142.12	LUMBALGIA
	N142.13	ACUTE BACK PAIN - LUMBAR
	N142.14	LUMBAGO
	N142000	LUMBAGO WITH SCIATICA
	N143.00	SCIATICA
	N143.11	ACUTE BACK PAIN WITH SCIATICA
	N144.00	THORACIC AND LUMBOSACRAL NEURITIS
	N144000	THORACIC NEURITIS, UNSPECIFIED
	N144011	THORACIC NERVE ROOT PAIN
	N144100	LUMBOSACRAL NEURITIS, UNSPECIFIED
	N144z00	THORACIC AND LUMBOSACRAL NEURITIS NOS
	N145.00	BACKACHE, UNSPECIFIED
	N145.11	ACUTE BACK PAIN - UNSPECIFIED
	N145.12	BACK PAIN, UNSPECIFIED
	N238.00	MUSCLE CONTRACTURE
	N238000	CONTRACTURE OF PECTORALIS MAJOR
	N238100	CONTRACTURE OF TRICEPS
	N238200	CONTRACTURE OF BICEPS
	N238300	CONTRACTURE OF WRIST FLEXOR(S)
	N238400	CONTRACTURE OF WRIST EXTENSOR(S)
	N238500	CONTRACTURE OF FLEXOR POLLICIS LONGUS
	N238600	CONTRACTURE OF THUMB EXTENSOR(S)
	N238700	CONTRACTURE OF FLEXOR DIGITORUM SUPERFICIALIS
	N238800	CONTRACTURE OF FLEXOR DIGITORUM PROFUNDUS

	N238900	CONTRACTURE OF ADDUCTOR POLLICIS
	N238A00	CONTRACTURE OF OTHER INTRINSIC MUSCLE(S) OF HAND
	N238B00	CONTRACTURE OF ILIOPSOAS
	N238C00	CONTRACTURE OF RECTUS FEMORIS
	N238D00	CONTRACTURE OF ADDUCTOR MUSCLE(S) OF HIP
	N238E00	CONTRACTURE OF ABDUCTOR MUSCLE(S) OF HIP
	N238F00	CONTRACTURE OF HAMSTRING(S)
	N238G00	CONTRACTURE OF QUADRICEPS
	N238H00	CONTRACTURE OF TENDO ACHILLES
	N238J00	CONTRACTURE OF TIBIALIS ANTERIOR
	N238K00	CONTRACTURE OF TIBIALIS POSTERIOR
	N238L00	CONTRACTURE OF LONG TOE FLEXOR(S)
	N238M00	CONTRACTURE OF LONG TOE EXTENSOR(S)
	N238N00	CONTRACTURE OF INTRINSIC MUSCLE(S) OF FOOT
	296..00	O/E - MUSCLE CONTRACTURE
	2962.00	O/E - MUSCLE CONTRACTION
	296Z.00	O/E - MUSCLE CONTRACTURE NOS
	Nyu9300	[X]OTHER CONTRACTURE OF TENDON (SHEATH)
	N084.00	CONTRACTURE OF JOINT
	N084000	JOINT CONTRACTURE OF UNSPECIFIED SITE
	N084100	JOINT CONTRACTURE OF THE SHOULDER REGION
	N084200	JOINT CONTRACTURE OF THE UPPER ARM
	N084211	ELBOW JOINT CONTRACTURE
	N084300	JOINT CONTRACTURE OF THE FOREARM
	N084311	WRIST JOINT CONTRACTURE
	N084400	JOINT CONTRACTURE OF THE HAND
	N084500	JOINT CONTRACTURE OF THE PELVIC REGION AND THIGH
	N084511	HIP JOINT CONTRACTURE
	N084600	JOINT CONTRACTURE OF THE LOWER LEG
	N084611	KNEE JOINT CONTRACTURE
	N084700	JOINT CONTRACTURE OF THE ANKLE AND FOOT
	N084711	ANKLE JOINT CONTRACTURE
	N084800	JOINT CONTRACTURE OF OTHER SPECIFIED SITE
	N084900	CONTRACTURE OF MULTIPLE JOINTS
	N084A00	FLEXION CONTRACTURE-SHOULDER
	N084B00	EXTENSION CONTRACTURE-SHOULDER
	N084C00	ABDUCTION CONTRACTURE-SHOULDER
	N084D00	ADDUCTION CONTRACTURE-SHOULDER
	N084E00	INTERNAL ROTATION CONTRACTURE-SHOULDER
	N084F00	EXTERNAL ROTATION CONTRACTURE-SHOULDER
	N084G00	FLEXION CONTRACTURE - ELBOW
	N084H00	EXTENSION CONTRACTURE - ELBOW
	N084J00	PRONATION CONTRACTURE - FOREARM
	N084K00	SUPINATION CONTRACTURE - FOREARM
	N084L00	FLEXION CONTRACTURE - WRIST
	N084M00	EXTENSION CONTRACTURE OF THE WRIST
	N084N00	ULNAR DEVIATION CONTRACTURE OF THE WRIST
	N084P00	RADIAL DEVIATION CONTRACTURE OF THE WRIST
	N084Q00	FLEXION CONTRACTURE OF MCP JOINT
	N084R00	EXTENSION CONTRACTURE OF MCP JOINT
	N084S00	FLEXION CONTRACTURE OF PIP JOINT

	N084T00	FLEXION CONTRACTURE OF DIP JOINT
	N084U00	FLEXION CONTRACTURE OF HIP
	N084V00	EXTENSION CONTRACTURE OF HIP
	N084W00	ABDUCTION CONTRACTURE OF HIP
	N084X00	ADDUCTION CONTRACTURE OF HIP
	N084Y00	INTERNAL ROTATION CONTRACTURE OF HIP
	N084Z00	EXTERNAL ROTATION CONTRACTURE OF HIP
	N084a00	FLEXION CONTRACTURE OF THE KNEE
	N084b00	EQUINUS CONTRACTURE OF THE ANKLE
	N084c00	CALCANEUS CONTRACTURE OF THE ANKLE
	N084d00	FLEXION CONTRACTURE OF MTP JOINT
	N084e00	EXTENSION CONTRACTURE OF MTP JOINT
	N084f00	FLEXION CONTRACTURE OF TOE IP JOINT
	N084g00	EXTENSION CONTRACTURE OF TOE IP JOINT
	N084z00	CONTRACTURE OF JOINT NOS
	N135.00	TORTICOLLIS UNSPECIFIED
	N135.11	CONTRACTURE OF NECK
	N135000	INTERMITTENT TORTICOLLIS
	N135100	RHEUMATIC TORTICOLLIS
	N135z00	TORTICOLLIS NOS
	N135z11	STIFF NECK NOS
	N135z12	WRY NECK
Convulsions/epilepsy		
	1B1W.00	TRANSIENT EPILEPTIC AMNESIA
	1B63.00	HAD A FIT
	1B63.11	FIT - HAD ONE, SYMPTOM
	1B64.00	HAD A CONVULSION
	1B64.11	CONVULSION - SYMPTOM
	1O30.00	EPILEPSY CONFIRMED
	282..00	O/E - FIT/CONVULSION
	282..11	O/E - A CONVULSION
	282..12	O/E - A FIT
	282..13	O/E - A SEIZURE
	2822.00	O/E - GRAND MAL FIT
	2823.00	O/E - PETIT MAL FIT
	2824.00	O/E - FOCAL (JACKSONIAN) FIT
	2824.11	O/E - JACKSONIAN FIT
	2824.12	O/E - FOCAL FIT
	2825.00	O/E - PSYCHOMOTOR FIT
	2828.00	ABSENCE SEIZURE
	282Z.00	O/E - FIT/CONVULSION NOS
	667..00	EPILEPSY MONITORING
	6675.00	FIT FREQUENCY
	6676.00	LAST FIT
	6678.00	EPILEPSY TREATMENT CHANGED
	6679.00	EPILEPSY TREATMENT STARTED
	667B.00	NOCTURNAL EPILEPSY
	667C.00	EPILEPSY CONTROL GOOD
	667D.00	EPILEPSY CONTROL POOR
	667E.00	EPILEPSY CARE ARRANGEMENT
	667G.00	EPILEPSY RESTRICTS EMPLOYMENT

	667H.00	EPILEPSY PREVENTS EMPLOYMENT
	667J.00	EPILEPSY IMPAIRS EDUCATION
	667K.00	EPILEPSY LIMITS ACTIVITIES
	667L.00	EPILEPSY DOES NOT LIMIT ACTIVITIES
	667M.00	EPILEPSY MANAGEMENT PLAN GIVEN
	667N.00	EPILEPSY SEVERITY
	667Q.00	1 TO 12 SEIZURES A YEAR
	667R.00	2 TO 4 SEIZURES A MONTH
	667S.00	1 TO 7 SEIZURES A WEEK
	667T.00	DAILY SEIZURES
	667V.00	MANY SEIZURES A DAY
	667W.00	EMERGENCY EPILEPSY TREATMENT SINCE LAST APPOINTMENT
	667Z.00	EPILEPSY MONITORING NOS
	8BIF.00	EPILEPSY MEDICATION REVIEW
	9Of3.00	EPILEPSY MONITORING VERBAL INVITE
	9Of4.00	EPILEPSY MONITORING TELEPHONE INVITE
	9Of5.00	EPILEPSY MONITORING CALL FIRST LETTER
	9Of6.00	EPILEPSY MONITORING CALL SECOND LETTER
	9Of7.00	EPILEPSY MONITORING CALL THIRD LETTER
	Eu05212	[X]SCHIZOPHRENIA-LIKE PSYCHOSIS IN EPILEPSY
	Eu06013	[X]LIMBIC EPILEPSY PERSONALITY
	Eu10800	[X]ALCOHOL WITHDRAWAL-INDUCED SEIZURE
	Eu80300	[X]ACQUIRED APHASIA WITH EPILEPSY [LANDAU - KLEFFNER]
	F132100	PROGRESSIVE MYOCLONIC EPILEPSY
	F132z12	MYOCLONIC SEIZURE
	F25..00	EPILEPSY
	F250.00	GENERALISED NONCONVULSIVE EPILEPSY
	F250000	PETIT MAL (MINOR) EPILEPSY
	F250011	EPILEPTIC ABSENCES
	F250100	PYKNO-EPILEPSY
	F250200	EPILEPTIC SEIZURES - ATONIC
	F250300	EPILEPTIC SEIZURES - AKINETIC
	F250400	JUVENILE ABSENCE EPILEPSY
	F250500	LENNOX-GASTAUT SYNDROME
	F250y00	OTHER SPECIFIED GENERALISED NONCONVULSIVE EPILEPSY
	F250z00	GENERALISED NONCONVULSIVE EPILEPSY NOS
	F251.00	GENERALISED CONVULSIVE EPILEPSY
	F251000	GRAND MAL (MAJOR) EPILEPSY
	F251011	TONIC-CLONIC EPILEPSY
	F251111	OTOHARA SYNDROME
	F251200	EPILEPTIC SEIZURES - CLONIC
	F251300	EPILEPTIC SEIZURES - MYOCLONIC
	F251400	EPILEPTIC SEIZURES - TONIC
	F251500	TONIC-CLONIC EPILEPSY
	F251600	GRAND MAL SEIZURE
	F251y00	OTHER SPECIFIED GENERALISED CONVULSIVE EPILEPSY
	F251z00	GENERALISED CONVULSIVE EPILEPSY NOS
	F252.00	PETIT MAL STATUS
	F253.00	GRAND MAL STATUS

	F253.11	STATUS EPILEPTICUS
	F254.00	PARTIAL EPILEPSY WITH IMPAIRMENT OF CONSCIOUSNESS
	F254000	TEMPORAL LOBE EPILEPSY
	F254100	PSYCHOMOTOR EPILEPSY
	F254200	PSYCHOSENSORY EPILEPSY
	F254300	LIMBIC SYSTEM EPILEPSY
	F254400	EPILEPTIC AUTOMATISM
	F254500	COMPLEX PARTIAL EPILEPTIC SEIZURE
	F254z00	PARTIAL EPILEPSY WITH IMPAIRMENT OF CONSCIOUSNESS NOS
	F255.00	PARTIAL EPILEPSY WITHOUT IMPAIRMENT OF CONSCIOUSNESS
	F255000	JACKSONIAN, FOCAL OR MOTOR EPILEPSY
	F255011	FOCAL EPILEPSY
	F255012	MOTOR EPILEPSY
	F255100	SENSORY INDUCED EPILEPSY
	F255200	SOMATOSENSORY EPILEPSY
	F255300	VISCERAL REFLEX EPILEPSY
	F255311	PARTIAL EPILEPSY WITH AUTONOMIC SYMPTOMS
	F255400	VISUAL REFLEX EPILEPSY
	F255500	UNILATERAL EPILEPSY
	F255600	SIMPLE PARTIAL EPILEPTIC SEIZURE
	F255y00	PARTIAL EPILEPSY WITHOUT IMPAIRMENT OF CONSCIOUSNESS OS
	F255z00	PARTIAL EPILEPSY WITHOUT IMPAIRMENT OF CONSCIOUSNESS NOS
	F256.12	WEST SYNDROME
	F257.00	KOJEVNIKOV'S EPILEPSY
	F258.00	POST-ICTAL STATE
	F259.11	OHTAHARA SYNDROME
	F25A.00	JUVENILE MYOCLONIC EPILEPSY
	F25D.00	MENSTRUAL EPILEPSY
	F25E.00	STRESS-INDUCED EPILEPSY
	F25F.00	PHOTOSENSITIVE EPILEPSY
	F25X.00	STATUS EPILEPTICUS, UNSPECIFIED
	F25y.00	OTHER FORMS OF EPILEPSY
	F25y000	CURSIVE (RUNNING) EPILEPSY
	F25y100	GELASTIC EPILEPSY
	F25y200	LOCL-RLT(FOC)(PART)IDIOP EPILEP&EPILEPTIC SYN SEIZ LOCL ONSET
	F25y300	COMPLEX PARTIAL STATUS EPILEPTICUS
	F25y400	BENIGN ROLANDIC EPILEPSY
	F25y500	PANAYIOTOPOULOS SYNDROME
	F25yz00	OTHER FORMS OF EPILEPSY NOS
	F25z.00	EPILEPSY NOS
	F25z.11	FIT (IN KNOWN EPILEPTIC) NOS
	Fyu5000	[X]OTHER GENERALIZED EPILEPSY AND EPILEPTIC SYNDROMES
	Fyu5100	[X]OTHER EPILEPSY
	Fyu5200	[X]OTHER STATUS EPILEPTICUS
	Fyu5900	[X]STATUS EPILEPTICUS, UNSPECIFIED
	R003.00	[D]CONVULSIONS

	R003200	[D] FIT
	R003211	[D]FIT (IN NON EPILEPTIC) NOS
	R003y00	[D]OTHER SPECIFIED CONVULSION
	R003z00	[D]CONVULSION NOS
	R003z11	[D]SEIZURE NOS
	Ryu7100	[X]OTHER AND UNSPECIFIED CONVULSIONS
	ZS82.00	ACQUIRED EPILEPTIC APHASIA

9.3 Annex III Codes for potential confounders

9.3.1 Codes for group b) Well established risk factors for fracture

Table 6. Weight, height, BMI, smoking and alcohol

Weight	This should be entered in kg.
Height	This should be entered in cm.
BMI	Calculated as weight in kilograms divided by height squared in meters. Categories: <18.50; 18.50-24.99; 25.00-30;>30 Reference category: 18.50-24.99
Smoking	Enter no/yes/ex-smoker/unknown. Reference category: No
Alcohol	Enter no use/use/ unknown. Reference category: No use

Table 7. Previous Fractures

Variable “previous fractures” include all codes described below (tibia/fibula, radius/ulna, and other fractures), and also femur fractures (see codes in [Annex I, Tables 3 and 4](#)). Variable value: yes or no.
Reference category: No

Fracture: hand/foot bone

ICPC codes	
L74	Fracture: hand/foot bone
ICD-10 codes	
S62	Fracture at wrist and hand level
S92	Fracture of foot, except ankle
READ codes	
S24..00	FRACTURE OF CARPAL BONE
S24..11	HAND FRACTURE - CARPAL BONE
S240.00	CLOSED FRACTURE OF CARPAL BONE
S240000	CLOSED FRACTURE OF CARPAL BONE, UNSPECIFIED
S240100	CLOSED FRACTURE OF THE SCAPHOID
S240200	CLOSED FRACTURE LUNATE
S240300	CLOSED FRACTURE TRIQUETRAL
S240400	CLOSED FRACTURE PISIFORM
S240500	CLOSED FRACTURE TRAPEZIUM
S240600	CLOSED FRACTURE TRAPEZOID
S240700	CLOSED FRACTURE CAPITATE
S240800	CLOSED FRACTURE HAMATE
S240900	CLOSED FRACTURE HAMATE, HOOK
S240A00	CLOSED FRACTURE SCAPHOID, PROXIMAL POLE
S240B00	CLOSED FRACTURE SCAPHOID, WAIST, TRANSVERSE
S240C00	CLOSED FRACTURE SCAPHOID, WAIST, OBLIQUE
S240D00	CLOSED FRACTURE SCAPHOID, WAIST, COMMUNUTED
S240E00	CLOSED FRACTURE SCAPHOID, TUBEROSITY

S240F00	CLOSED FRACTURE CARPAL BONES, MULTIPLE
S240y00	CLOSED FRACTURE OF OTHER CARPAL BONE
S240z00	CLOSED FRACTURE OF CARPAL BONE NOS
S241.00	OPEN FRACTURE OF CARPAL BONE
S241000	OPEN FRACTURE OF CARPAL BONE, UNSPECIFIED
S241100	OPEN FRACTURE OF THE SCAPHOID
S241200	OPEN FRACTURE LUNATE
S241300	OPEN FRACTURE TRIQUETRAL
S241400	OPEN FRACTURE PISIFORM
S241500	OPEN FRACTURE TRAPEZIUM
S241600	OPEN FRACTURE TRAPEZOID
S241700	OPEN FRACTURE CAPITATE
S241800	OPEN FRACTURE HAMATE
S241900	OPEN FRACTURE HAMATE, HOOK
S241A00	OPEN FRACTURE SCAPHOID, PROXIMAL POLE
S241B00	OPEN FRACTURE SCAPHOID, WAIST, TRANSVERSE
S241C00	OPEN FRACTURE SCAPHOID, WAIST, OBLIQUE
S241D00	OPEN FRACTURE SCAPHOID, WAIST, COMMINUTED
S241E00	OPEN FRACTURE SCAPHOID, TUBEROSITY
S241F00	OPEN FRACTURE CARPAL BONES, MULTIPLE
S241y00	OPEN FRACTURE OF OTHER CARPAL BONE
S241z00	OPEN FRACTURE OF CARPAL BONE NOS
S242.00	FRACTURE AT WRIST AND HAND LEVEL
S242000	FRACTURE OF SCAPHOID
S242100	FRACTURE OF FIRST METACARPAL BONE
S242200	FRACTURE OF OTHER METACARPAL BONE
S242300	MULTIPLE FRACTURES OF METACARPAL BONES
S24z.00	FRACTURE OF CARPAL BONE NOS
S25..00	FRACTURE OF METACARPAL BONE
S25..11	HAND FRACTURE - METACARPAL BONE
S250.00	CLOSED FRACTURE OF METACARPAL BONE(S)
S250000	CLOSED FRACTURE OF METACARPAL BONE (S), SITE UNSPECIFIED
S250100	CLS # THUMB METACARPAL BASE, INTRA-ARTICULAR, BENNETT
S250200	CLOSED FRACTURE FINGER METACARPAL BASE
S250300	CLOSED FRACTURE FINGER METACARPAL SHAFT
S250400	CLOSED FRACTURE FINGER METACARPAL NECK
S250500	CLOSED FRACTURE FINGER METACARPAL HEAD
S250600	CLOSED FRACTURE FINGER METACARPAL
S250700	CLOSED FRACTURE FINGER METACARPAL, MULTIPLE
S250800	CLOSED FRACTURE OF THUMB METACARPAL
S250900	CLS # THUMB METACARPAL BASE, INTRA-ARTICULAR, ROLANDO
S250A00	CLOSED FRACTURE THUMB METACARPAL SHAFT
S250B00	CLOSED FRACTURE THUMB METACARPAL NECK
S250C00	CLOSED FRACTURE THUMB METACARPAL HEAD
S250x00	CLOSED FRACTURES OF MULTIPLE SITES OF UNSPECIFIED METACARPUS
S250z00	CLOSED FRACTURE OF METACARPAL BONE(S) NOS
S251.00	OPEN FRACTURE OF METACARPAL BONE(S)
S251000	OPEN FRACTURE OF METACARPAL BONE(S), SITE UNSPECIFIED
S251100	OPN # THUMB METACARPAL BASE, INTRA-ARTICULAR, BENNETT
S251200	OPEN FRACTURE FINGER METACARPAL BASE
S251300	OPEN FRACTURE FINGER METACARPAL SHAFT
S251400	OPEN FRACTURE FINGER METACARPAL NECK

S251500	OPEN FRACTURE FINGER METACARPAL HEAD
S251600	OPEN FRACTURE FINGER METACARPAL
S251700	OPEN FRACTURE FINGER METACARPAL, MULTIPLE
S251800	OPEN FRACTURE OF THUMB METACARPAL
S251900	OPN # THUMB METACARPAL BASE, INTRA-ARTICULAR, ROLANDO
S251A00	OPEN FRACTURE THUMB METACARPAL SHAFT
S251B00	OPEN FRACTURE THUMB METACARPAL NECK
S251C00	OPEN FRACTURE THUMB METACARPAL HEAD
S251x00	OPEN FRACTURES OF MULTIPLE SITES OF UNSPECIFIED METACARPUS
S251z00	OPEN FRACTURE OF METACARPAL BONE(S) NOS
S252.00	CLOSED FRACTURE SESAMOID BONE OF HAND
S253.00	OPEN FRACTURE SESAMOID BONE OF HAND
S26..00	FRACTURE OF ONE OR MORE PHALANGES OF HAND
S26..11	FINGER FRACTURE
S26..12	THUMB FRACTURE EXCLUDING BASE
S260.00	CLOSED FRACTURE OF ONE OR MORE PHALANGES OF HAND
S260000	CLOSED FRACTURE OF PHALANX OR PHALANGES, UNSPECIFIED
S260100	CLSD # MID/PROX PHALANX/PHALANGES, UNSPECIFIED PART
S260200	CLS # DISTAL PHALANX OR PHALANGES, UNSPECIFIED PART
S260300	CLOSED FRACTURE THUMB PROXIMAL PHALANX
S260400	CLOSED FRACTURE THUMB PROXIMAL PHALANX, BASE
S260500	CLOSED FRACTURE THUMB PROXIMAL PHALANX, SHAFT
S260600	CLOSED FRACTURE THUMB PROXIMAL PHALANX, NECK
S260700	CLOSED FRACTURE THUMB PROXIMAL PHALANX, HEAD
S260800	CLOSED FRACTURE THUMB DISTAL PHALANX
S260900	CLOSED FRACTURE THUMB DISTAL PHALANX, BASE
S260A00	CLOSED FRACTURE THUMB DISTAL PHALANX, SHAFT
S260B00	CLOSED FRACTURE THUMB DISTAL PHALANX, TUFT
S260C00	CLOSED FRACTURE THUMB DISTAL PHALANX, Mallet
S260D00	CLOSED FRACTURE FINGER PROXIMAL PHALANX
S260E00	CLOSED FRACTURE FINGER PROXIMAL PHALANX, BASE
S260F00	CLOSED FRACTURE FINGER PROXIMAL PHALANX, SHAFT
S260G00	CLOSED FRACTURE FINGER PROXIMAL PHALANX, NECK
S260H00	CLOSED FRACTURE FINGER PROXIMAL PHALANX, HEAD
S260J00	CLOSED FRACTURE FINGER PROXIMAL PHALANX, MULTIPLE
S260K00	CLOSED FRACTURE FINGER MIDDLE PHALANX
S260L00	CLOSED FRACTURE FINGER MIDDLE PHALANX, BASE
S260M00	CLOSED FRACTURE FINGER MIDDLE PHALANX, SHAFT
S260N00	CLOSED FRACTURE FINGER MIDDLE PHALANX, NECK
S260P00	CLOSED FRACTURE FINGER MIDDLE PHALANX, HEAD
S260Q00	CLOSED FRACTURE FINGER MIDDLE PHALANX, MULTIPLE
S260R00	CLOSED FRACTURE FINGER DISTAL PHALANX
S260S00	CLOSED FRACTURE FINGER DISTAL PHALANX, BASE
S260T00	CLOSED FRACTURE FINGER DISTAL PHALANX, SHAFT
S260U00	CLOSED FRACTURE FINGER DISTAL PHALANX, TUFT
S260V00	CLOSED FRACTURE FINGER DISTAL PHALANX, Mallet
S260W00	CLOSED FRACTURE FINGER DISTAL PHALANX, MULTIPLE
S260x00	CLOSED FRACTURES OF PHALANX OR PHALANGES, MULTIPLE SITES
S260z00	CLOSED FRACTURE OF ONE OR MORE PHALANGES OF HAND NOS
S261.00	OPEN FRACTURE OF ONE OR MORE PHALANGES OF HAND
S261000	OPEN FRACTURE OF PHALANX OR PHALANGES, UNSPECIFIED
S261100	OPN # MID/PROX PHALANX OR PHALANGES, UNSPECIFIED PART

S261200	OPN # DISTAL PHALANX OR PHALANGES, UNSPECIFIED PART
S261300	OPEN FRACTURE THUMB PROXIMAL PHALANX
S261400	OPEN FRACTURE THUMB PROXIMAL PHALANX, BASE
S261500	OPEN FRACTURE THUMB PROXIMAL PHALANX, SHAFT
S261600	OPEN FRACTURE THUMB PROXIMAL PHALANX, NECK
S261700	OPEN FRACTURE THUMB PROXIMAL PHALANX, HEAD
S261800	OPEN FRACTURE THUMB DISTAL PHALANX
S261900	OPEN FRACTURE THUMB DISTAL PHALANX, BASE
S261A00	OPEN FRACTURE THUMB DISTAL PHALANX, SHAFT
S261B00	OPEN FRACTURE THUMB DISTAL PHALANX, TUFT
S261C00	OPEN FRACTURE THUMB DISTAL PHALANX, MALLET
S261D00	OPEN FRACTURE FINGER PROXIMAL PHALANX
S261E00	OPEN FRACTURE FINGER PROXIMAL PHALANX, BASE
S261F00	OPEN FRACTURE FINGER PROXIMAL PHALANX, SHAFT
S261G00	OPEN FRACTURE FINGER PROXIMAL PHALANX, NECK
S261H00	OPEN FRACTURE FINGER PROXIMAL PHALANX, HEAD
S261J00	OPEN FRACTURE FINGER PROXIMAL PHALANX, MULTIPLE
S261K00	OPEN FRACTURE FINGER MIDDLE PHALANX
S261L00	OPEN FRACTURE FINGER MIDDLE PHALANX, BASE
S261M00	OPEN FRACTURE FINGER MIDDLE PHALANX, SHAFT
S261N00	OPEN FRACTURE FINGER MIDDLE PHALANX, NECK
S261P00	OPEN FRACTURE FINGER MIDDLE PHALANX, HEAD
S261Q00	OPEN FRACTURE FINGER MIDDLE PHALANX, MULTIPLE
S261R00	OPEN FRACTURE FINGER DISTAL PHALANX
S261S00	OPEN FRACTURE FINGER DISTAL PHALANX, BASE
S261T00	OPEN FRACTURE FINGER DISTAL PHALANX, SHAFT
S261U00	OPEN FRACTURE FINGER DISTAL PHALANX, TUFT
S261V00	OPEN FRACTURE FINGER DISTAL PHALANX, MALLET
S261W00	OPEN FRACTURE FINGER DISTAL PHALANX, MULTIPLE
S261x00	OPEN FRACTURE OF PHALANX OR PHALANGES, MULTIPLE SITES
S261z00	OPEN FRACTURE OF ONE OR MORE PHALANGES OF HAND NOS
S262.00	FRACTURE OF THUMB
S263.00	FRACTURE OF OTHER FINGER
S264.00	MULTIPLE FRACTURES OF FINGERS
S26z.00	FRACTURE OF ONE OR MORE PHALANGES OF HAND NOS
S27..00	MULTIPLE FRACTURES OF HAND BONES
S270.00	CLOSED MULTIPLE FRACTURES OF HAND BONES
S271.00	OPEN MULTIPLE FRACTURES OF HAND BONES
S27z.00	MULTIPLE FRACTURES OF HAND BONES NOS
S2B..00	FRACTURE OF BONE OF HAND
S35..00	FRACTURE OF ONE OR MORE TARSAL AND METATARSAL BONES
S35..11	METATARSAL BONE FRACTURE
S35..12	TARSAL BONE FRACTURE
S350.00	CLOSED FRACTURE OF CALCANEUS
S350.11	HEEL BONE FRACTURE
S350.12	OS CALCIS FRACTURE
S350000	CLOSED FRACTURE CALCANEUS, EXTRA-ARTICULAR
S350100	CLOSED FRACTURE CALCANEUS, INTRA-ARTICULAR
S351.00	OPEN FRACTURE OF CALCANEUS
S351000	OPEN FRACTURES CALCANEUS, EXTRA-ARTICULAR
S351100	OPEN FRACTURES CALCANEUS, INTRA-ARTICULAR
S352.00	CLOSED FRACTURE OF OTHER TARSAL AND METATARSAL BONES

S352.11	MARCH FRACTURE
S352000	CLOSED FRACTURE OF TARSAL BONE, UNSPECIFIED
S352100	CLOSED FRACTURE OF TALUS
S352111	CLOSED FRACTURE OF ASTRAGALUS
S352200	CLOSED FRACTURE NAVICULAR
S352300	CLOSED FRACTURE CUBOID
S352400	CLOSED FRACTURE MEDIAL CUNEIFORM
S352500	CLOSED FRACTURE INTERMEDIATE CUNEIFORM
S352600	CLOSED FRACTURE LATERAL CUNEIFORM
S352700	CLOSED FRACTURE METATARSAL
S352800	CLOSED FRACTURE TALUS, HEAD
S352900	CLOSED FRACTURE TALUS, NECK
S352A00	CLOSED FRACTURE TALUS, BODY
S352B00	CLOSED FRACTURE METATARSAL BASE
S352C00	CLOSED FRACTURE METATARSAL SHAFT
S352D00	CLOSED FRACTURE METATARSAL NECK
S352E00	CLOSED FRACTURE METATARSAL HEAD
S352F00	CLOSED FRACTURE METATARSAL, MULTIPLE
S352G00	CLOSED TARSAL FRACTURES, MULTIPLE
S352H00	CLOSED FRACTURE OF CUNEIFORMS
S352J00	CLOSED FRACTURE OF BASE OF FIFTH METATARSAL
S352z00	CLOSED FRACTURE OF ONE OR MORE TARSAL + METATARSAL BONES NOS
S353.00	OPEN FRACTURE OF OTHER TARSAL AND METATARSAL BONES
S353000	OPEN FRACTURE OF TARSAL BONE, UNSPECIFIED
S353100	OPEN FRACTURE OF TALUS
S353111	OPEN FRACTURE OF ASTRAGALUS
S353200	OPEN FRACTURE NAVICULAR
S353300	OPEN FRACTURE CUBOID
S353400	OPEN FRACTURE MEDIAL CUNEIFORM
S353500	OPEN FRACTURE INTERMEDIATE CUNEIFORM
S353600	OPEN FRACTURE LATERAL CUNEIFORM
S353700	OPEN FRACTURE METATARSAL
S353800	OPEN FRACTURE TALUS, HEAD
S353900	OPEN FRACTURE TALUS, NECK
S353A00	OPEN FRACTURE TALUS, BODY
S353B00	OPEN FRACTURE METATARSAL BASE
S353C00	OPEN FRACTURE METATARSAL SHAFT
S353D00	OPEN FRACTURE METATARSAL NECK
S353E00	OPEN FRACTURE METATARSAL HEAD
S353F00	OPEN FRACTURE METATARSAL, MULTIPLE
S353G00	OPEN TARSAL FRACTURES, MULTIPLE
S353H00	OPEN FRACTURE CUNEIFORMS
S353J00	OPEN FRACTURE OF BASE OF FIFTH METATARSAL
S353z00	OPEN FRACTURE OF TARSAL AND METATARSAL BONES NOS
S354.00	FRACTURE OF CALCANEUS
S355.00	FRACTURE OF TALUS
S356.00	FRACTURE OF METATARSAL BONE
S35z.00	FRACTURE OF TARSAL AND METATARSAL BONES NOS
S36..00	FRACTURE OF ONE OR MORE PHALANGES OF FOOT
S36..11	TOE FRACTURE
S360.00	CLOSED FRACTURE OF ONE OR MORE PHALANGES OF FOOT
S360000	CLOSED FRACTURE PROXIMAL PHALANX, TOE

S360100	CLOSED FRACTURE MIDDLE PHALANX, TOE
S360200	CLOSED FRACTURE DISTAL PHALANX, TOE
S360300	CLOSED FRACTURE MULTIPLE PHALANGES, TOE
S361.00	OPEN FRACTURE OF ONE OR MORE PHALANGES OF FOOT
S361000	OPEN FRACTURE PROXIMAL PHALANX, TOE
S361100	OPEN FRACTURE MIDDLE PHALANX, TOE
S361200	OPEN FRACTURE DISTAL PHALANX, TOE
S361300	OPEN FRACTURE MULTIPLE PHALANGES, TOE
S362.00	FRACTURE OF GREAT TOE
S362000	CLOSED FRACTURE OF GREAT TOE
S362100	OPEN FRACTURE OF GREAT TOE
S363.00	FRACTURE OF OTHER TOE
S36z.00	FRACTURE OF ONE OR MORE PHALANGES OF FOOT NOS
S3x4.00	MULTIPLE FRACTURES OF FOOT

Fracture: radius/ulna

ICPC codes	
L72	Fracture: radius/ulna
ICD-10 codes	
S52	Fracture of forearm
READ codes	
S23..00	FRACTURE OF RADIUS AND ULNA
S23..11	FOREARM FRACTURE
S230.00	CLOSED FRACTURE OF PROXIMAL RADIUS AND ULNA
S230000	CLOSED FRACTURE OF PROXIMAL FOREARM, UNSPECIFIED PART
S230100	CLOSED FRACTURE OLECRANON, EXTRA-ARTICULAR
S230200	CLOSED FRACTURE OF ULNA, CORONOID
S230300	CLOSED MONTEGGIA'S FRACTURE
S230400	CLOSED FRACTURE OF PROXIMAL ULNA, COMMINUTED
S230500	CLOSED FRACTURE OF THE PROXIMAL ULNA
S230600	CLOSED FRACTURE RADIUS, HEAD
S230700	CLOSED FRACTURE RADIUS, NECK
S230711	CLOSED # RADIUS NECK
S230800	CLOSED FRACTURE PROXIMAL RADIUS, COMMINUTED
S230900	CLOSED FRACTURE OF THE PROXIMAL RADIUS
S230A00	CLOSED FRACTURE RADIUS AND ULNA, PROXIMAL
S230B00	CLOSED FRACTURE OLECRANON, INTRA-ARTICULAR
S230z00	CLOSED FRACTURE OF PROXIMAL FOREARM NOT OTHERWISE SPECIFIED
S231.00	OPEN FRACTURE OF PROXIMAL RADIUS AND ULNA
S231000	OPEN FRACTURE OF PROXIMAL FOREARM, UNSPECIFIED
S231100	OPEN FRACTURE OLECRANON, EXTRA-ARTICULAR
S231200	OPEN FRACTURE OF ULNA, CORONOID
S231300	OPEN MONTEGGIA'S FRACTURE
S231400	OPEN FRACTURE PROXIMAL ULNA, COMMINUTED
S231500	OPEN FRACTURE OF THE PROXIMAL ULNA
S231600	OPEN FRACTURE RADIAL HEAD
S231700	OPEN FRACTURE RADIAL NECK
S231800	OPEN FRACTURE PROXIMAL RADIUS, COMMINUTED
S231900	OPEN FRACTURE OF THE PROXIMAL RADIUS
S231A00	OPEN FRACTURE RADIUS AND ULNA, PROXIMAL
S231B00	OPEN FRACTURE OLECRANON, INTRA-ARTICULAR
S231z00	OPEN FRACTURE OF FOREARM, UPPER END, NOS
S232.00	CLOSED FRACTURE OF RADIUS AND ULNA, SHAFT

S232000	CLOSED FRACTURE OF RADIUS, SHAFT, UNSPECIFIED
S232100	CLOSED FRACTURE OF THE RADIAL SHAFT
S232200	CLOSED FRACTURE OF THE ULNAR SHAFT
S232300	CLOSED FRACTURE RADIUS AND ULNA, MIDDLE
S232z00	CLOSED FRACTURE OF RADIUS AND ULNA, SHAFT, NOS
S233.00	OPEN FRACTURE OF RADIUS AND ULNA, SHAFT
S233000	OPEN FRACTURE OF RADIUS, SHAFT, UNSPECIFIED
S233100	OPEN FRACTURE OF THE RADIAL SHAFT
S233200	OPEN FRACTURE OF THE ULNAR SHAFT
S233300	OPEN FRACTURE RADIUS AND ULNA, MIDDLE
S233z00	OPEN FRACTURE OF RADIUS AND ULNA, SHAFT, NOS
S234.00	CLOSED FRACTURE OF RADIUS AND ULNA, LOWER END
S234.11	WRIST FRACTURE - CLOSED
S234000	CLOSED FRACTURE OF FOREARM, LOWER END, UNSPECIFIED
S234100	CLOSED COLLES' FRACTURE
S234111	SMITH'S FRACTURE - CLOSED
S234200	CLOSED FRACTURE OF THE DISTAL RADIUS, UNSPECIFIED
S234211	DUPUYTREN'S FRACTURE, RADIUS - CLOSED
S234300	CLOSED FRACTURE OF ULNA, STYLOID PROCESS
S234400	CLOSED FRACTURE OF ULNA, LOWER EPIPHYSIS
S234500	CLOSED FRACTURE DISTAL ULNA, UNSPECIFIED
S234600	CLOSED FRACTURE RADIUS AND ULNA, DISTAL
S234700	CLOSED SMITH'S FRACTURE
S234800	CLOSED GALEAZZI FRACTURE
S234900	CLOSED VOLAR BARTON'S FRACTURE
S234911	CLOSED VOLAR BARTON'S FRACTURE-DISLOCATION
S234912	CLOSED VOLAR BARTON FRACTURE-SUBLUXATION
S234A00	CLOSED DORSAL BARTON'S FRACTURE
S234A11	CLOSED DORSAL BARTON'S FRACTURE-DISLOCATION
S234A12	CLOSED DORSAL BARTON FRACTURE-SUBLUXATION
S234B00	CLOSED FRACTURE RADIAL STYLOID
S234C00	CLOSED FRACTURE DISTAL RADIUS, INTRA-ARTICULAR, DIE-PUNCH
S234D00	CLOSED FRACTURE DISTAL RADIUS, EXTRA-ARTICULAR, OTHER TYPE
S234E00	CLOSED FRACTURE DISTAL RADIUS, INTRA-ARTICULAR, OTHER TYPE
S234F00	CLOSED BARTON'S FRACTURE
S234z00	CLOSED FRACTURE OF FOREARM, LOWER END, NOS
S235.00	OPEN FRACTURE OF RADIUS AND ULNA, LOWER END
S235.11	WRIST FRACTURE - OPEN
S235000	OPEN FRACTURE OF FOREARM, LOWER END, UNSPECIFIED
S235100	OPEN COLLES' FRACTURE
S235111	SMITH'S FRACTURE - OPEN
S235200	OPEN FRACTURE OF THE DISTAL RADIUS, UNSPECIFIED
S235211	DUPUYTREN'S FRACTURE, RADIUS - OPEN
S235300	OPEN FRACTURE OF ULNA, STYLOID PROCESS
S235400	OPEN FRACTURE OF ULNA, LOWER EPIPHYSIS
S235500	OPEN FRACTURE DISTAL ULNA - OTHER
S235600	OPEN FRACTURE RADIUS AND ULNA, DISTAL
S235700	OPEN SMITH'S FRACTURE
S235800	OPEN GALEAZZI FRACTURE
S235900	OPEN VOLAR BARTON'S FRACTURE
S235911	OPEN VOLAR BARTON FRACTURE-DISLOCATION
S235912	OPEN VOLAR BARTON FRACTURE-SUBLUXATION
S235A00	OPEN DORSAL BARTON'S FRACTURE
S235A11	OPEN DORSAL BARTON'S FRACTURE-DISLOCATION
S235A12	OPEN DORSAL BARTON'S FRACTURE-SUBLUXATION

S235B00	OPEN FRACTURE RADIAL STYLOID
S235C00	OPEN FRACTURE DISTAL RADIUS, INTRA-ARTICULAR, DIE-PUNCH
S235D00	OPEN FRACTURE DISTAL RADIUS, EXTRA-ARTICULAR OTHER TYPE
S235E00	OPEN FRACTURE DISTAL RADIUS, INTRA-ARTICULAR OTHER TYPE
S235F00	OPEN BARTON'S FRACTURE
S235z00	OPEN FRACTURE OF FOREARM, LOWER END, NOS
S236.00	FRACTURE OF UPPER END OF ULNA
S237.00	FRACTURE OF UPPER END OF RADIUS
S238.00	FRACTURE OF SHAFT OF ULNA
S239.00	FRACTURE OF SHAFT OF RADIUS
S23A.00	FRACTURE OF SHAFTS OF BOTH ULNA AND RADIUS
S23B.00	FRACTURE OF LOWER END OF RADIUS
S23C.00	FRACTURE OF LOWER END OF BOTH ULNA AND RADIUS
S23x.00	CLOSED FRACTURE OF RADIUS AND ULNA, UNSPECIFIED PART
S23x000	CLOSED FRACTURE OF FOREARM, UNSPECIFIED
S23x100	CLOSED FRACTURE OF RADIUS (ALONE), UNSPECIFIED
S23x111	FRACTURE OF RADIUS NOS
S23x200	CLOSED FRACTURE OF ULNA (ALONE), UNSPECIFIED
S23x211	FRACTURE OF ULNA NOS
S23x300	CLOSED FRACTURE OF THE RADIUS AND ULNA
S23xz00	CLOSED FRACTURE OF RADIUS AND ULNA, NOS
S23y.00	OPEN FRACTURE OF RADIUS AND ULNA, UNSPECIFIED PART
S23y000	OPEN FRACTURE OF FOREARM, UNSPECIFIED
S23y100	OPEN FRACTURE OF RADIUS (ALONE), UNSPECIFIED
S23y200	OPEN FRACTURE OF ULNA (ALONE), UNSPECIFIED
S23y300	OPEN FRACTURE OF THE RADIUS AND ULNA
S23yz00	OPEN FRACTURE OF RADIUS AND ULNA, NOS
S23z.00	FRACTURE OF RADIUS AND ULNA, NOS

Fracture: tibia/fibula

ICPC codes	
L73	Fracture: tibia/fibula
ICD-10 codes	
S82.0	Fracture of patella
S82.1	Fracture of upper end of tibia
S82.2	Fracture of shaft of tibia
S82.3	Fracture of lower end of tibia
S82.4	Fracture of fibula alone
S82.5	Fracture of medial malleolus
S82.6	Fracture of lateral malleolus
S82.7	Multiple fractures of lower leg
S82.8	Fractures of other parts of lower leg
S82.9	Fracture of lower leg, part unspecified
READ codes	
S3...11	LEG FRACTURE
S32..00	FRACTURE OF PATELLA
S32..11	#KNEE-CAP
S320.00	CLOSED FRACTURE OF THE PATELLA
S320000	CLOSED FRACTURE PATELLA, TRANSVERSE
S320100	CLOSED FRACTURE PATELLA, PROXIMAL POLE
S320200	CLOSED FRACTURE PATELLA, DISTAL POLE
S320300	CLOSED FRACTURE PATELLA, VERTICAL
S320400	CLOSED FRACTURE PATELLA, COMMUNUTED (STELLATE)

S321.00	OPEN FRACTURE OF THE PATELLA
S321000	OPEN FRACTURE PATELLA, TRANSVERSE
S321100	OPEN FRACTURE PATELLA, PROXIMAL POLE
S321200	OPEN FRACTURE PATELLA, DISTAL POLE
S321300	OPEN FRACTURE PATELLA, VERTICAL
S321400	OPEN FRACTURE PATELLA, COMMUNUTED (STELLATE)
S32z.00	FRACTURE OF PATELLA, NOS
S33..00	FRACTURE OF TIBIA AND FIBULA
S330.00	CLOSED FRACTURE OF TIBIA AND FIBULA, PROXIMAL
S330000	CLOSED FRACTURE OF THE PROXIMAL TIBIA
S330011	CLOSED FRACTURE OF TIBIAL CONDYLES
S330012	CLOSED FRACTURE OF TIBIAL TUBEROSITY
S330100	CLOSED FRACTURE PROXIMAL FIBULA
S330200	CLOSED FRACTURE OF TIBIA AND FIBULA, PROXIMAL
S330300	CLOSED FRACTURE PROXIMAL TIBIA, MEDIAL CONDYLE (PLATEAU)
S330400	CLOSED FRACTURE PROXIMAL TIBIA, LATERAL CONDYLE (PLATEAU)
S330500	CLOSED FRACTURE PROXIMAL TIBIA, BICONDYLAR
S330600	CLOSED FRACTURE SPINE, TIBIA
S330700	CLOSED FRACTURE TUBERCLE, TIBIA
S330800	CLOSED FRACTURE FIBULA, HEAD
S330900	CLOSED FRACTURE FIBULA, NECK
S330z00	CLOSED FRACTURE OF TIBIA AND FIBULA, PROXIMAL NOS
S331.00	OPEN FRACTURE OF TIBIA AND FIBULA, PROXIMAL
S331000	OPEN FRACTURE OF THE PROXIMAL TIBIA
S331011	OPEN FRACTURE OF TIBIAL CONDYLES
S331012	OPEN FRACTURE OF TIBIAL TUBEROSITY
S331100	OPEN FRACTURE PROXIMAL FIBULA
S331200	OPEN FRACTURE OF TIBIA AND FIBULA, PROXIMAL
S331300	OPEN FRACTURE PROXIMAL TIBIA, MEDIAL CONDYLE (PLATEAU)
S331400	OPEN FRACTURE PROXIMAL TIBIA, LATERAL CONDYLE (PLATEAU)
S331500	OPEN FRACTURE PROXIMAL TIBIA, BICONDYLAR
S331600	OPEN FRACTURE SPINE, TIBIA
S331700	OPEN FRACTURE TUBERCLE, TIBIA
S331800	OPEN FRACTURE FIBULA, HEAD
S331900	OPEN FRACTURE FIBULA, NECK
S331z00	OPEN FRACTURE OF TIBIA AND FIBULA, PROXIMAL NOS
S332.00	CLOSED FRACTURE OF TIBIA/FIBULA, SHAFT
S332000	CLOSED FRACTURE SHAFT OF TIBIA
S332100	CLOSED FRACTURE SHAFT OF FIBULA
S332200	CLOSED FRACTURE OF TIBIA AND FIBULA, SHAFT
S332z00	CLOSED FRACTURE OF TIBIA AND FIBULA, SHAFT, NOS
S333.00	OPEN FRACTURE OF TIBIA/FIBULA, SHAFT
S333000	OPEN FRACTURE SHAFT OF TIBIA
S333100	OPEN FRACTURE SHAFT OF FIBULA
S333200	OPEN FRACTURE OF TIBIA AND FIBULA, SHAFT
S333z00	OPEN FRACTURE OF TIBIA AND FIBULA, SHAFT, NOS
S334.00	CLOSED FRACTURE DISTAL TIBIA
S334000	CLOSED FRACTURE DISTAL TIBIA, EXTRA-ARTICULAR
S334100	CLOSED FRACTURE DISTAL TIBIA, INTRA-ARTICULAR
S335.00	OPEN FRACTURE DISTAL TIBIA
S335000	OPEN FRACTURE DISTAL TIBIA, EXTRA-ARTICULAR
S335100	OPEN FRACTURE DISTAL TIBIA, INTRA-ARTICULAR
S336.00	FRACTURE OF UPPER END OF TIBIA
S337.00	FRACTURE OF SHAFT OF TIBIA
S338.00	FRACTURE OF LOWER END OF TIBIA

S339.00	FRACTURE OF FIBULA ALONE
S339000	CLOSED FRACTURE OF DISTAL FIBULA
S339100	OPEN FRACTURE OF DISTAL FIBULA
S33A.00	FRACTURE OF TIBIA
S33x.00	CLOSED FRACTURE OF TIBIA AND FIBULA, UNSPECIFIED PART, NOS
S33x.11	LOWER LEG FRACTURE NOS
S33x000	CLOSED FRACTURE OF TIBIA, UNSPECIFIED PART, NOS
S33x100	CLOSED FRACTURE OF FIBULA, UNSPECIFIED PART, NOS
S33x200	CLOSED FRACTURE OF TIBIA AND FIBULA, UNSPECIFIED PART
S33xz00	CLOSED FRACTURE OF TIBIA AND FIBULA, UNSPECIFIED PART, NOS
S33y.00	OPEN FRACTURE OF TIBIA AND FIBULA, UNSPECIFIED PART, NOS
S33y000	OPEN FRACTURE OF TIBIA, UNSPECIFIED PART, NOS
S33y100	OPEN FRACTURE OF FIBULA, UNSPECIFIED PART, NOS
S33y200	OPEN FRACTURE OF TIBIA AND FIBULA, UNSPECIFIED PART
S33yz00	OPEN FRACTURE OF TIBIA AND FIBULA, UNSPECIFIED PART, NOS
S33z.00	FRACTURE OF TIBIA AND FIBULA, NOS
S34..00	FRACTURE OF ANKLE (not included in ICD-10)
S340.00	CLOSED FRACTURE ANKLE, MEDIAL MALLEOLUS
S341.00	OPEN FRACTURE ANKLE, MEDIAL MALLEOLUS
S342.00	CLOSED FRACTURE ANKLE, LATERAL MALLEOLUS
S342000	CLOSED FRACTURE ANKLE, LATERAL MALLEOLUS, LOW
S342100	CLOSED FRACTURE ANKLE, LATERAL MALLEOLUS, HIGH
S343.00	OPEN FRACTURE ANKLE, LATERAL MALLEOLUS
S343000	OPEN FRACTURE ANKLE, LATERAL MALLEOLUS, LOW
S343100	OPEN FRACTURE ANKLE, LATERAL MALLEOLUS, HIGH
S344.00	CLOSED FRACTURE ANKLE, BIMALLEOLAR
S344.11	DUPUYTREN'S FRACTURE, FIBULA
S344.12	POTT'S FRACTURE - ANKLE
S344000	CLOSED FRACTURE ANKLE, BIMALLEOLAR, LOW FIBULAR FRACTURE
S344100	CLOSED FRACTURE ANKLE, BIMALLEOLAR, HIGH FIBULAR FRACTURE
S345.00	OPEN FRACTURE ANKLE, BIMALLEOLAR
S345000	OPEN FRACTURE ANKLE, BIMALLEOLAR, LOW FIBULAR FRACTURE
S345100	OPEN FRACTURE ANKLE, BIMALLEOLAR, HIGH FIBULAR FRACTURE
S346.00	CLOSED FRACTURE ANKLE, TRIMALLEOLAR
S346000	CLOSED FRACTURE ANKLE, TRIMALLEOLAR, LOW FIBULAR FRACTURE
S346100	CLOSED FRACTURE ANKLE, TRIMALLEOLAR, HIGH FIBULAR FRACTURE
S347.00	OPEN FRACTURE ANKLE, TRIMALLEOLAR
S347000	OPEN FRACTURE ANKLE, TRIMALLEOLAR, LOW FIBULAR FRACTURE
S347100	OPEN FRACTURE ANKLE, TRIMALLEOLAR, HIGH FIBULAR FRACTURE
S348.00	FRACTURE OF MEDIAL MALLEOLUS
S349.00	FRACTURE OF LATERAL MALLEOLUS
S34x.00	CLOSED FRACTURE ANKLE, UNSPECIFIED
S34y.00	OPEN FRACTURE ANKLE, UNSPECIFIED
S34z.00	FRACTURE OF ANKLE, NOS

Fracture: other

ICPC codes	
L76	Fracture: other
ICD-10 codes	
S02.2	Fracture of nasal bones
S02.3	Fracture of orbital floor
S02.4	Fracture of malar and maxillary bones
S02.6	Fracture of mandible

S02.7	Multiple fractures involving skull and facial bones
S02.8	Fractures of other skull and facial bones
S02.9	Fracture of skull and facial bones, part unspecified
S12	Fracture of neck
S22	Fracture of rib(s), sternum and thoracic spine
S32	Fracture of lumbar spine and pelvis
T08	Fracture of spine, level unspecified
S42	Fracture of shoulder and upper arm
T10	Fracture of upper limb, level unspecified
T12	Fracture of lower limb, level unspecified
T14.2	Fracture of unspecified body region
READ CODES	
S0..00	FRACTURE OF SKULL
S00..00	FRACTURE OF VAULT OF SKULL
S00..11	FRONTAL BONE FRACTURE
S00..12	PARIETAL BONE FRACTURE
S000.00	CLOSED FRACTURE VAULT OF SKULL WITHOUT INTRACRANIAL INJURY
S000000	CLOSED #SKULL VLT NO INTRACRANIAL INJURY, UNSPEC STATE CONSC
S000100	CLOSED #SKULL VLT NO INTRACRANIAL INJURY, NO LOSS OF CONSC
S000200	CLOSED #SKULL VLT NO INTRACRANIAL INJURY, <1HR LOSS OF CONSC
S000300	CLOSED #SKULL VLT NO INTRACRANIAL INJURY, 1-24HR LOSS CONSC
S000400	CLOSED #SKULL VLT NO INTRACRANIAL INJURY, >24HR LOC+RECOVERY
S000500	CLOSED #SKULL VLT NO INTRACRANIAL INJ,>24HR LOC NOT RESTORED
S000600	CLOSED #SKULL VLT NO INTRACRANIAL INJ, LOC UNSPEC DURATION
S000z00	CLOSED #SKULL VLT NO INTRACRANIAL INJURY + CONCUSSION UNSPEC
S001.00	CLOSED FRACTURE VAULT OF SKULL WITH INTRACRANIAL INJURY
S001000	CLOSED #SKULL VLT + INTRACRANIAL INJURY, UNSPEC STATE CONSC
S001100	CLOSED #SKULL VLT + INTRACRANIAL INJURY, NO LOSS OF CONSC
S001200	CLOSED #SKULL VLT + INTRACRANIAL INJURY, <1HR LOSS OF CONSC
S001300	CLOSED #SKULL VLT + INTRACRANIAL INJURY, 1-24HR LOSS CONSC
S001400	CLOSED #SKULL VLT + INTRACRANIAL INJURY, >24HR LOC+RECOVERY
S001500	CLOSED #SKULL VLT + INTRACRANIAL INJ, >24HR LOC NOT RESTORED
S001600	CLOSED #SKULL VLT + INTRACRANIAL INJURY, LOC UNSPEC DURATION
S001z00	CLOSED #SKULL VLT WITH INTRACRANIAL INJURY+CONCUSSION UNSPEC
S002.00	OPEN FRACTURE VAULT OF SKULL WITHOUT INTRACRANIAL INJURY
S002000	OPEN #SKULL VLT NO INTRACRANIAL INJURY, UNSPEC STATE CONSC
S002100	OPEN #SKULL VLT NO INTRACRANIAL INJURY, NO LOSS OF CONSC
S002200	OPEN #SKULL VLT NO INTRACRANIAL INJURY, <1HR LOSS OF CONSC
S002300	OPEN #SKULL VLT NO INTRACRANIAL INJURY, 1-24HR LOSS OF CONSC
S002400	OPEN #SKULL VLT NO INTRACRANIAL INJURY, >24HR LOC+RECOVERY
S002500	OPEN #SKULL VLT NO INTRACRANIAL INJ, >24HR LOC NOT RESTORED
S002600	OPEN #SKULL VLT NO INTRACRANIAL INJURY, LOC UNSPEC DURATION
S002z00	OPEN #SKULL VLT NO INTRACRANIAL INJURY + CONCUSSION UNSPEC
S003.00	OPEN FRACTURE VAULT OF SKULL WITH INTRACRANIAL INJURY
S003000	OPEN #SKULL VLT + INTRACRANIAL INJURY, UNSPEC STATE OF CONSC
S003100	OPEN #SKULL VLT + INTRACRANIAL INJURY, NO LOSS OF CONSC
S003200	OPEN #SKULL VLT + INTRACRANIAL INJURY, <1HR LOSS OF CONSC
S003300	OPEN #SKULL VLT + INTRACRANIAL INJURY, 1-24HR LOSS OF CONSC
S003400	OPEN #SKULL VLT + INTRACRANIAL INJURY, >24HR LOC + RECOVERY
S003500	OPEN #SKULL VLT + INTRACRANIAL INJ, >24HR LOC NOT RESTORED
S003600	OPEN #SKULL VLT + INTRACRANIAL INJURY, LOC UNSPEC DURATION
S003z00	OPEN #SKULL VLT WITH INTRACRANIAL INJURY + CONCUSSION UNSPEC
S00z.00	FRACTURE OF VAULT OF SKULL NOS
S01..00	FRACTURE OF BASE OF SKULL
S01..11	ANTERIOR FOSSA FRACTURE

S01..12	ETHMOID SINUS FRACTURE
S01..13	FRONTAL SINUS FRACTURE
S01..14	MIDDLE FOSSA FRACTURE
S01..15	OCCIPUT BONE FRACTURE
S01..16	ORBITAL ROOF FRACTURE
S01..17	POSTERIOR FOSSA FRACTURE
S01..18	SPHENOID BONE FRACTURE
S01..19	TEMPORAL BONE FRACTURE
S010.00	CLOSED FRACTURE BASE OF SKULL WITHOUT INTRACRANIAL INJURY
S010000	CLOSED #SKULL BSE NO INTRACRANIAL INJURY, UNSPEC STATE CONSC
S010100	CLOSED #SKULL BSE NO INTRACRANIAL INJURY, NO LOSS OF CONSC
S010200	CLOSED #SKULL BSE NO INTRACRANIAL INJURY, <1HR LOSS OF CONSC
S010300	CLOSED #SKULL BSE NO INTRACRANIAL INJURY, 1-24HR LOSS CONSC
S010400	CLOSED #SKULL BSE NO INTRACRANIAL INJURY, >24HR LOC+RECOVERY
S010500	CLOSED #SKULL BSE NO INTRACRANIAL INJ, >24HR LOC NOT RESTORED
S010600	CLOSED #SKULL BSE NO INTRACRANIAL INJ, LOC UNSPEC DURATION
S010z00	CLOSED #SKULL BSE NO INTRACRANIAL INJURY + CONCUSSION UNSPEC
S011.00	CLOSED FRACTURE BASE OF SKULL WITH INTRACRANIAL INJURY
S011000	CLOSED #SKULL BSE + INTRACRANIAL INJ, UNSPEC STATE OF CONSC
S011100	CLOSED #SKULL BSE + INTRACRANIAL INJURY, NO LOSS OF CONSC
S011200	CLOSED #SKULL BSE + INTRACRANIAL INJURY, <1HR LOSS OF CONSC
S011300	CLOSED #SKULL BSE + INTRACRANIAL INJURY, 1-24HR LOSS CONSC
S011400	CLOSED #SKULL BSE + INTRACRANIAL INJURY, >24HR LOC+RECOVERY
S011500	CLOSED #SKULL BSE + INTRACRANIAL INJ, >24HR LOC NOT RESTORED
S011600	CLOSED #SKULL BSE + INTRACRANIAL INJURY, LOC UNSPEC DURATION
S011z00	CLOSED #SKULL BSE + INTRACRANIAL INJURY + CONCUSSION UNSPEC
S012.00	OPEN FRACTURE BASE SKULL WITHOUT MENTION INTRACRANIAL INJURY
S012000	OPEN #SKULL BSE NO INTRACRANIAL INJ, UNSPEC STATE OF CONSC
S012100	OPEN #SKULL BSE NO INTRACRANIAL INJURY, NO LOSS OF CONSC
S012200	OPEN #SKULL BSE NO INTRACRANIAL INJURY, <1HR LOSS OF CONSC
S012300	OPEN #SKULL BSE NO INTRACRANIAL INJURY, 1-24HR LOSS OF CONSC
S012400	OPEN #SKULL BSE NO INTRACRANIAL INJURY, >24HR LOC+RECOVERY
S012500	OPEN #SKULL BSE NO INTRACRANIAL INJ, >24HR LOC NOT RESTORED
S012600	OPEN #SKULL BSE NO INTRACRANIAL INJURY, LOC UNSPEC DURATION
S012z00	OPEN #SKULL BSE NO INTRACRANIAL INJURY + CONCUSSION UNSPEC
S013.00	OPEN FRACTURE BASE OF SKULL WITH INTRACRANIAL INJURY
S013000	OPEN #SKULL BSE + INTRACRANIAL INJURY, UNSPEC STATE OF CONSC
S013100	OPEN #SKULL BSE + INTRACRANIAL INJURY, NO LOSS OF CONSC
S013200	OPEN #SKULL BSE + INTRACRANIAL INJURY, <1HR LOSS OF CONSC
S013300	OPEN #SKULL BSE + INTRACRANIAL INJURY, 1-24HR LOSS OF CONSC
S013400	OPEN #SKULL BSE + INTRACRANIAL INJURY, >24HR LOC + RECOVERY
S013500	OPEN #SKULL BSE + INTRACRANIAL INJ, >24HR LOC NOT RESTORED
S013600	OPEN #SKULL BSE + INTRACRANIAL INJURY, LOC UNSPEC DURATION
S013z00	OPEN #SKULL BSE + INTRACRANIAL INJURY + CONCUSSION UNSPEC
S01z.00	FRACTURE OF BASE OF SKULL NOS
S02..00	FRACTURE OF FACE BONES
S020.00	CLOSED FRACTURE NOSE
S020.11	CLOSED FRACTURE NASAL BONE
S021.00	OPEN FRACTURE NOSE
S021.11	OPEN FRACTURE NASAL BONE
S022.00	FRACTURE OF MANDIBLE, CLOSED
S022.11	FRACTURE OF INFERIOR MAXILLA, CLOSED
S022.12	FRACTURE OF LOWER JAW, CLOSED
S022000	CLOSED FRACTURE MANDIBLE (SITE UNSPECIFIED)
S022100	CLOSED FRACTURE OF MANDIBLE, CONDYLAR PROCESS

S022200	CLOSED FRACTURE OF MANDIBLE, SUBCONDYLAR
S022300	CLOSED FRACTURE OF MANDIBLE, CORONOID PROCESS
S022400	CLOSED FRACTURE OF MANDIBLE, RAMUS, UNSPECIFIED
S022500	CLOSED FRACTURE OF MANDIBLE, ANGLE OF JAW
S022600	CLOSED FRACTURE OF MANDIBLE, SYMPHYSIS OF BODY
S022700	CLOSED FRACTURE OF MANDIBLE, ALVEOLAR BORDER OF BODY
S022800	CLOSED FRACTURE OF MANDIBLE, BODY, OTHER AND UNSPECIFIED
S022x00	CLOSED FRACTURE OF MANDIBLE, MULTIPLE SITES
S022z00	FRACTURE OF MANDIBLE, CLOSED, NOS
S023.00	FRACTURE OF MANDIBLE, OPEN
S023.11	FRACTURE OF LOWER JAW, OPEN
S023000	OPEN FRACTURE MANDIBLE (SITE UNSPECIFIED)
S023100	OPEN FRACTURE OF MANDIBLE, CONDYLAR PROCESS
S023200	OPEN FRACTURE OF MANDIBLE, SUBCONDYLAR
S023300	OPEN FRACTURE OF MANDIBLE, CORONOID PROCESS
S023400	OPEN FRACTURE OF MANDIBLE, RAMUS, UNSPECIFIED
S023500	OPEN FRACTURE OF MANDIBLE, ANGLE OF JAW
S023600	OPEN FRACTURE OF MANDIBLE, SYMPHYSIS OF BODY
S023700	OPEN FRACTURE OF MANDIBLE, ALVEOLAR BORDER OF BODY
S023800	OPEN FRACTURE OF MANDIBLE, BODY, OTHER AND UNSPECIFIED
S023x00	OPEN FRACTURE OF MANDIBLE, MULTIPLE SITES
S023z00	FRACTURE OF MANDIBLE, OPEN, NOS
S024.00	FRACTURE OF MALAR OR MAXILLARY BONES, CLOSED
S024.11	FRACTURE OF UPPER JAW, CLOSED
S024000	CLOSED FRACTURE MAXILLA
S024100	CLOSED FRACTURE ZYGOMA
S024z00	FRACTURE OF MALAR OR MAXILLARY BONES, CLOSED, NOS
S025.00	FRACTURE OF MALAR OR MAXILLARY BONES, OPEN
S025.11	FRACTURE OF UPPER JAW, OPEN
S025000	OPEN FRACTURE MAXILLA
S025100	OPEN FRACTURE ZYGOMA
S025z00	FRACTURE OF MALAR OR MAXILLARY BONES, OPEN, NOS
S026.00	CLOSED ORBITAL BLOW-OUT FRACTURE
S027.00	OPEN ORBITAL BLOW-OUT FRACTURE
S028.00	FRACTURE OF SKULL AND FACIAL BONES
S028000	FRACTURE OF NASAL BONES
S028100	FRACTURE OF ORBITAL FLOOR
S028200	FRACTURE OF MALAR AND MAXILLARY BONES
S028300	FRACTURE OF MANDIBLE
S02A.00	LE FORT I FRACTURE MAXILLA
S02B.00	LE FORT II FRACTURE MAXILLA
S02C.00	LE FORT III FRACTURE MAXILLA
S02x.00	CLOSED FRACTURE OTHER FACIAL BONE
S02x000	FRACTURE OF ALVEOLUS, CLOSED
S02x100	FRACTURE OF ORBIT NOS, CLOSED
S02x200	FRACTURE OF PALATE, CLOSED
S02xz00	FRACTURE OF OTHER FACIAL BONES, CLOSED, NOS
S02y.00	OPEN FRACTURE OTHER FACIAL BONE
S02y000	FRACTURE OF ALVEOLUS, OPEN
S02y100	FRACTURE OF ORBIT NOS, OPEN
S02y200	FRACTURE OF PALATE, OPEN
S02yz00	FRACTURE OF OTHER FACIAL BONES, OPEN, NOS
S02z.00	FRACTURE OF FACIAL BONE NOS
S02z.11	JAW FRACTURE NOS
S03..00	OTHER AND UNQUALIFIED SKULL FRACTURES

S030.00	CLOSED FRACTURE OF SKULL NOS WITHOUT INTRACRANIAL INJURY
S030000	CLOSED #SKULL NOS NO INTRACRANIAL INJ, UNSPEC STATE OF CONSC
S030100	CLOSED #SKULL NOS NO INTRACRANIAL INJ, NO LOSS OF CONSC
S030200	CLOSED #SKULL NOS NO INTRACRANIAL INJ, <1HR LOSS OF CONSC
S030300	CLOSED #SKULL NOS NO INTRACRANIAL INJ, 1-24HR LOSS OF CONSC
S030400	CLOSED #SKULL NOS NO INTRACRANIAL INJ, >24HRS LOC + RECOVERY
S030500	CLOSED #SKULL NOS NO INTRACRANIAL INJ,>24HR LOC NOT RESTORED
S030600	CLOSED #SKULL NOS NO INTRACRANIAL INJ, LOC UNSPEC DURATION
S030z00	CLOSED #SKULL NOS NO INTRACRANIAL INJ + CONCUSSION UNSPEC
S031.00	CLOSED FRACTURE OF SKULL NOS WITH INTRACRANIAL INJURY
S031000	CLOSED #SKULL NOS + INTRACRANIAL INJ, UNSPEC STATE OF CONSC
S031100	CLOSED #SKULL NOS + INTRACRANIAL INJ, NO LOSS OF CONSC
S031200	CLOSED #SKULL NOS + INTRACRANIAL INJ, <1HR LOSS OF CONSC
S031300	CLOSED #SKULL NOS + INTRACRANIAL INJ, 1-24HRS LOSS OF CONSC
S031400	CLOSED #SKULL NOS + INTRACRANIAL INJ, >24HRS LOC + RECOVERY
S031500	CLOSED #SKULL NOS + INTRACRANIAL INJ, >24HR LOC NOT RESTORED
S031600	CLOSED #SKULL NOS + INTRACRANIAL INJ, LOC UNSPEC DURATION
S031z00	CLOSED #SKULL NOS + INTRACRANIAL INJ + CONCUSSION UNSPEC
S032.00	OPEN #SKULL NOS WITHOUT MENTION OF INTRACRANIAL INJURY
S032000	OPEN #SKULL NOS NO INTRACRANIAL INJ, UNSPEC STATE OF CONSC
S032100	OPEN #SKULL NOS NO INTRACRANIAL INJ, NO LOSS OF CONSC
S032200	OPEN #SKULL NOS NO INTRACRANIAL INJ, <1HR LOSS OF CONSC
S032300	OPEN #SKULL NOS NO INTRACRANIAL INJ, 1-24HRS LOSS OF CONSC
S032400	OPEN #SKULL NOS NO INTRACRANIAL INJ, >24HRS LOC + RECOVERY
S032500	OPEN #SKULL NOS NO INTRACRANIAL INJ, >24HRS LOC NOT RESTORED
S032600	OPEN #SKULL NOS NO INTRACRANIAL INJ, LOC UNSPEC DURATION
S032z00	OPEN #SKULL NOS NO INTRACRANIAL INJ + CONCUSSION UNSPEC
S033.00	OPEN FRACTURE OF SKULL NOS WITH INTRACRANIAL INJURY
S033000	OPEN #SKULL NOS + INTRACRANIAL INJ, UNSPEC STATE OF CONSC
S033100	OPEN #SKULL NOS + INTRACRANIAL INJ, NO LOSS OF CONSC
S033200	OPEN #SKULL NOS + INTRACRANIAL INJ, <1HR LOSS OF CONSC
S033300	OPEN #SKULL NOS + INTRACRANIAL INJ, 1-24HRS LOSS OF CONSC
S033400	OPEN #SKULL NOS + INTRACRANIAL INJ, >24HRS LOC + RECOVERY
S033500	OPEN #SKULL NOS + INTRACRANIAL INJ, >24HRS LOC NOT RESTORED
S033600	OPEN #SKULL NOS + INTRACRANIAL INJ, LOC UNSPEC DURATION
S033z00	OPEN #SKULL NOS + INTRACRANIAL INJ + CONCUSSION UNSPEC
S03z.00	SKULL FRACTURE NOS
S03z.11	DEPRESSED SKULL FRACTURE NOS
S04..00	MULTIPLE FRACTURES INVOLVING SKULL OR FACE WITH OTHER BONES
S04..11	MULTIPLE FACE FRACTURES
S04..12	MULTIPLE SKULL FRACTURES
S040.00	MULT #SKULL/FACE+OTHER BONES, CLOSED, NO INTRACRANIAL INJURY
S040000	CLOSED #SKULL/FACE, MULT, NO INTRACRANIAL INJ, UNSPEC CONSC
S040100	CLOSED #SKULL/FACE, MULT, NO INTRACRANIAL INJ, NO LOSS CONSC
S040200	CLOSED #SKULL/FACE, MULT, NO INTRACRANIAL INJ, <1HR LOC
S040300	CLOSED #SKULL/FACE, MULT, NO INTRACRANIAL INJ, 1-24HRS LOC
S040400	CLOSED #SKULL/FACE, MULT,NO INTRACRAN INJ,>24HR LOC+RECOVERY
S040500	CLOSED #SKULL/FACE,MULT,NO INTRACRAN INJ,>24HR LOC-RESTORED
S040600	CLOSED #SKULL/FACE,MULT,NO INTRACRAN INJ,LOC UNSPEC DURATION
S040z00	CLOSED #SKULL/FACE,MULT,NO INTRACRAN INJ, CONCUSSION UNSPEC
S041.00	MULT #SKULL/FACE+OTHER BONES, CLOSED + INTRACRANIAL INJURY
S041000	CLOSED #SKULL/FACE, MULT + INTRACRANIAL INJ, UNSPEC CONSC
S041100	CLOSED #SKULL/FACE, MULT + INTRACRANIAL INJ, NO LOSS CONSC
S041200	CLOSED #SKULL/FACE, MULT + INTRACRANIAL INJ, <1HR LOC
S041300	CLOSED #SKULL/FACE, MULT + INTRACRANIAL INJ, 1-24HRS LOC

S041400	CLOSED #SKULL/FACE, MULT+INTRACRAN INJ, >24HR LOC+RECOVERY
S041500	CLOSED #SKULL/FACE, MULTI+INTRACRAN INJ, >24HR LOC-RESTORED
S041600	CLOSED #SKULL/FACE,MULT + INTRACRAN INJ, LOC UNSPEC DURATION
S041z00	CLOSED #SKULL/FACE,MULT + INTRACRAN INJ, CONCUSSION UNSPEC
S042.00	MULT #SKULL/FACE + OTHER BONES, OPEN, NO INTRACRANIAL INJURY
S042000	OPEN #SKULL/FACE, MULT, NO INTRACRANIAL INJ, UNSPEC CONSC
S042100	OPEN #SKULL/FACE, MULT, NO INTRACRANIAL INJ, NO LOSS CONSC
S042200	OPEN #SKULL/FACE, MULT, NO INTRACRANIAL INJ, <1HR LOC
S042300	OPEN #SKULL/FACE, MULT, NO INTRACRANIAL INJ, 1-24HRS LOC
S042400	OPEN #SKULL/FACE, MULT, NO INTRACRAN INJ, >24HR LOC+RECOVERY
S042500	OPEN #SKULL/FACE,MULT,NO INTRACRAN INJ,>24HR LOC NO RESTORED
S042600	OPEN #SKULL/FACE,MULT,NO INTRACRAN INJ, LOC UNSPEC DURATION
S042z00	OPEN #SKULL/FACE,MULT,NO INTRACRAN INJ, CONCUSSION UNSPEC
S043.00	MULT #SKULL/FACE + OTHER BONES, OPEN + INTRACRANIAL INJURY
S043000	OPEN #SKULL/FACE, MULT + INTRACRANIAL INJ, UNSPEC CONSC
S043100	OPEN #SKULL/FACE, MULT + INTRACRANIAL INJ, NO LOSS CONSC
S043200	OPEN #SKULL/FACE, MULT + INTRACRANIAL INJ, <1HR LOC
S043300	OPEN #SKULL/FACE, MULT + INTRACRANIAL INJ, 1-24HRS LOC
S043400	OPEN #SKULL/FACE, MULT + INTRACRAN INJ, >24HR LOC + RECOVERY
S043500	OPEN #SKULL/FACE,MULT + INTRACRAN INJ, >24HR LOC NO RESTORED
S043600	OPEN #SKULL/FACE, MULT + INTRACRAN INJ, LOC UNSPEC DURATION
S043z00	OPEN #SKULL/FACE, MULT + INTRACRAN INJ + CONCUSSION, UNSPEC
S044.00	MULTIPLE FRACTURES INVOLVING SKULL AND FACIAL BONES
S04z.00	MULTIPLE FRACTURES INVOLVING SKULL/FACE WITH OTHER BONES NOS
S0z..00	FRACTURE OF SKULL NOS
S1...00	FRACTURE OF NECK AND TRUNK
S10..00	FRACTURE OF SPINE WITHOUT MENTION OF SPINAL CORD INJURY
S10..11	FRACTURE OF TRANSVERSE PROCESS SPINE - NO SPINAL CORD LESION
S10..12	FRACTURE OF VERTEBRA WITHOUT SPINAL CORD LESION
S100.00	CLOSED FRACTURE OF CERVICAL SPINE
S100.11	CLOSED FRACTURE OF ATLAS WITHOUT SPINAL CORD LESION
S100.12	CLOSED FRACTURE OF AXIS WITHOUT SPINAL CORD LESION
S100000	CLOSED FRACTURE OF UNSPECIFIED CERVICAL VERTEBRA
S100100	CLOSED FRACTURE ATLAS
S100111	C1 VERTEBRA CLOSED FRACTURE - NO SPINAL CORD LESION
S100200	CLOSED FRACTURE AXIS
S100211	C2 VERTEBRA CLOSED FRACTURE WITHOUT SPINAL CORD LESION
S100300	CLOSED FRACTURE OF THIRD CERVICAL VERTEBRA
S100311	C3 VERTEBRA CLOSED FRACTURE WITHOUT SPINAL CORD LESION
S100400	CLOSED FRACTURE OF FOURTH CERVICAL VERTEBRA
S100411	C4 VERTEBRA CLOSED FRACTURE WITHOUT SPINAL CORD LESION
S100500	CLOSED FRACTURE OF FIFTH CERVICAL VERTEBRA
S100511	C5 VERTEBRA CLOSED FRACTURE WITHOUT SPINAL CORD LESION
S100600	CLOSED FRACTURE OF SIXTH CERVICAL VERTEBRA
S100611	C6 VERTEBRA CLOSED FRACTURE WITHOUT SPINAL CORD LESION
S100700	CLOSED FRACTURE OF SEVENTH CERVICAL VERTEBRA
S100711	C7 VERTEBRA CLOSED FRACTURE WITHOUT SPINAL CORD LESION
S100800	CLOSED FRACTURE ATLAS, ISOLATED ARCH OR ARTICULAR PROCESS
S100900	CLOSED FRACTURE ATLAS, COMMINUTED
S100A00	CLOSED FRACTURE AXIS, ODONTOID PROCESS
S100B00	CLOSED FRACTURE AXIS, SPONDYLOLYSIS
S100C00	CLOSED FRACTURE AXIS, SPINOUS PROCESS
S100D00	CLOSED FRACTURE AXIS, TRANSVERSE PROCESS
S100E00	CLOSED FRACTURE AXIS, POSTERIOR ARCH

S100F00	CLOSED FRACTURE AXIS, TRICOLUMNAR
S100G00	CLOSED FRACTURE CERVICAL VERTEBRA, BURST
S100H00	CLOSED FRACTURE CERVICAL VERTEBRA, WEDGE
S100J00	CLOSED FRACTURE CERVICAL VERTEBRA, SPONDYLOLYSIS
S100K00	CLOSED FRACTURE CERVICAL VERTEBRA, SPINOUS PROCESS
S100L00	CLOSED FRACTURE CERVICAL VERTEBRA, TRANSVERSE PROCESS
S100M00	CLOSED FRACTURE CERVICAL VERTEBRA, POSTERIOR ARCH
S100N00	CLOSED FRACTURE CERVICAL VERTEBRA, TRICOLUMNAR
S100x00	MULTIPLE CLOSED FRACTURES OF CERVICAL VERTEBRAE
S100z00	CLOSED FRACTURE OF CERVICAL SPINE NOT OTHERWISE SPECIFIED
S101.00	OPEN FRACTURE OF CERVICAL SPINE
S101.11	OPEN FRACTURE OF ATLAS WITHOUT SPINAL CORD LESION
S101.12	OPEN FRACTURE OF AXIS WITHOUT SPINAL CORD LESION
S101000	OPEN FRACTURE OF UNSPECIFIED CERVICAL VERTEBRA
S101100	OPEN FRACTURE ATLAS
S101111	C1 VERTEBRA OPEN FRACTURE WITHOUT SPINAL CORD LESION
S101200	OPEN FRACTURE AXIS
S101211	C2 VERTEBRA OPEN FRACTURE WITHOUT SPINAL CORD LESION
S101300	OPEN FRACTURE OF THIRD CERVICAL VERTEBRA
S101311	C3 VERTEBRA OPEN FRACTURE WITHOUT SPINAL CORD LESION
S101400	OPEN FRACTURE OF FOURTH CERVICAL VERTEBRA
S101411	C4 VERTEBRA OPEN FRACTURE WITHOUT SPINAL CORD LESION
S101500	OPEN FRACTURE OF FIFTH CERVICAL VERTEBRA
S101511	C5 VERTEBRA OPEN FRACTURE WITHOUT SPINAL CORD LESION
S101600	OPEN FRACTURE OF SIXTH CERVICAL VERTEBRA
S101611	C6 VERTEBRA OPEN FRACTURE WITHOUT SPINAL CORD LESION
S101700	OPEN FRACTURE OF SEVENTH CERVICAL VERTEBRA
S101711	C7 VERTEBRA OPEN FRACTURE WITHOUT SPINAL CORD LESION
S101800	OPEN FRACTURE ATLAS, ISOLATED ARCH OR ARTICULAR PROCESS
S101900	OPEN FRACTURE ATLAS, COMMINUTED
S101A00	OPEN FRACTURE AXIS, ODONTOID PROCESS
S101B00	OPEN FRACTURE AXIS, SPONDYLOLYSIS
S101C00	OPEN FRACTURE AXIS, SPINOUS PROCESS
S101D00	OPEN FRACTURE AXIS, TRANSVERSE PROCESS
S101E00	OPEN FRACTURE AXIS, POSTERIOR ARCH
S101F00	OPEN FRACTURE AXIS, TRICOLUMNAR
S101G00	OPEN FRACTURE CERVICAL VERTEBRA, BURST
S101H00	OPEN FRACTURE CERVICAL VERTEBRA, WEDGE
S101J00	OPEN FRACTURE CERVICAL VERTEBRA, SPONDYLOLYSIS
S101K00	OPEN FRACTURE CERVICAL VERTEBRA, SPINOUS PROCESS
S101L00	OPEN FRACTURE CERVICAL VERTEBRA, TRANSVERSE PROCESS
S101M00	OPEN FRACTURE CERVICAL VERTEBRA, POSTERIOR ARCH
S101N00	OPEN FRACTURE CERVICAL VERTEBRA, TRICOLUMNAR
S101x00	MULTIPLE OPEN FRACTURES OF CERVICAL VERTEBRAE
S101z00	OPEN FRACTURE OF CERVICAL SPINE NOT OTHERWISE SPECIFIED
S102.00	CLOSED FRACTURE THORACIC VERTEBRA
S102000	CLOSED FRACTURE THORACIC VERTEBRA, BURST
S102100	CLOSED FRACTURE THORACIC VERTEBRA, WEDGE
S102200	CLOSED FRACTURE THORACIC VERTEBRA, SPONDYLOLYSIS
S102300	CLOSED FRACTURE THORACIC VERTEBRA, SPINOUS PROCESS
S102400	CLOSED FRACTURE THORACIC VERTEBRA, TRANSVERSE PROCESS
S102500	CLOSED FRACTURE THORACIC VERTEBRA, POSTERIOR ARCH
S102600	CLOSED FRACTURE THORACIC VERTEBRA, TRICOLUMNAR
S102y00	OTHER SPECIFIED CLOSED FRACTURE THORACIC VERTEBRA
S102z00	CLOSED FRACTURE THORACIC VERTEBRA NOT OTHERWISE SPECIFIED

S103.00	OPEN FRACTURE THORACIC VERTEBRA
S103000	OPEN FRACTURE THORACIC VERTEBRA, BURST
S103100	OPEN FRACTURE THORACIC VERTEBRA, WEDGE
S103200	OPEN FRACTURE THORACIC VERTEBRA, SPONDYLOLYSIS
S103300	OPEN FRACTURE THORACIC VERTEBRA, SPINOUS PROCESS
S103400	OPEN FRACTURE THORACIC VERTEBRA, TRANSVERSE PROCESS
S103500	OPEN FRACTURE THORACIC VERTEBRA, POSTERIOR ARCH
S103600	OPEN FRACTURE THORACIC VERTEBRA, TRICOLUMNAR
S104.00	CLOSED FRACTURE LUMBAR VERTEBRA
S104000	CLOSED FRACTURE LUMBAR VERTEBRA, BURST
S104100	CLOSED FRACTURE LUMBAR VERTEBRA, WEDGE
S104200	CLOSED FRACTURE LUMBAR VERTEBRA, SPONDYLOLYSIS
S104300	CLOSED FRACTURE LUMBAR VERTEBRA, SPINOUS PROCESS
S104400	CLOSED FRACTURE LUMBAR VERTEBRA, TRANSVERSE PROCESS
S104500	CLOSED FRACTURE LUMBAR VERTEBRA, POSTERIOR ARCH
S104600	CLOSED FRACTURE LUMBAR VERTEBRA, TRICOLUMNAR
S105.00	OPEN FRACTURE LUMBAR VERTEBRA
S105000	OPEN FRACTURE LUMBAR VERTEBRA, BURST
S105100	OPEN FRACTURE LUMBAR VERTEBRA, WEDGE
S105200	OPEN FRACTURE LUMBAR VERTEBRA, SPONDYLOLYSIS
S105300	OPEN FRACTURE LUMBAR VERTEBRA, SPINOUS PROCESS
S105400	OPEN FRACTURE LUMBAR VERTEBRA, TRANSVERSE PROCESS
S105500	OPEN FRACTURE LUMBAR VERTEBRA, POSTERIOR ARCH
S105600	OPEN FRACTURE LUMBAR VERTEBRA, TRICOLUMNAR
S106.00	CLOSED FRACTURE SACRUM
S106000	CLOSED COMPRESSION FRACTURE SACRUM
S106100	CLOSED VERTICAL FRACTURE OF SACRUM
S107.00	OPEN FRACTURE SACRUM
S107000	OPEN COMPRESSION FRACTURE SACRUM
S107100	OPEN VERTICAL FRACTURE OF SACRUM
S108.00	CLOSED FRACTURE PELVIS, COCCYX
S109.00	OPEN FRACTURE PELVIS, COCCYX
S10A.00	FRACTURE OF NECK
S10A000	FRACTURE OF FIRST CERVICAL VERTEBRA
S10A100	FRACTURE OF SECOND CERVICAL VERTEBRA
S10A200	MULTIPLE FRACTURES OF CERVICAL SPINE
S10B.00	FRACTURE OF LUMBAR SPINE AND PELVIS
S10B000	FRACTURE OF LUMBAR VERTEBRA
S10B100	FRACTURE OF SACRUM
S10B200	FRACTURE OF COCCYX
S10B300	FRACTURE OF ILIUM
S10B400	FRACTURE OF ACETABULUM
S10B500	FRACTURE OF PUBIS
S10B600	MULTIPLE FRACTURES OF LUMBAR SPINE AND PELVIS
S10x.00	CLOSED FRACTURE OF SPINE, UNSPECIFIED,
S10y.00	OPEN FRACTURE OF SPINE, UNSPECIFIED,
S10z.00	FRACTURE OF SPINE WITHOUT MENTION OF SPINAL CORD LESION NOS
S11..00	FRACTURE OF SPINE WITH SPINAL CORD LESION
S11..11	FRACTURE OF TRANSVERSE PROCESS OF SPINE + SPINAL CORD LESION
S11..12	FRACTURE OF VERTEBRA WITH SPINAL CORD LESION
S110.00	CLOSED FRACTURE OF CERVICAL SPINE WITH CORD LESION
S110000	CLS SPINAL FRACTURE WITH UNSPEC CERVICAL CORD LESION, C1-4
S110100	CLS SPINAL FRACTURE WITH COMPLETE CERVCL CORD LESION, C1-4
S110200	CLS SPINAL FRACTURE WITH ANTERIOR CERVCL CORD LESION, C1-4
S110300	CLS SPINAL FRACTURE WITH CENTRAL CERVICAL CORD LESION, C1-4

S110400	CLS SPINAL FRACTURE WITH POSTERIOR CERVCL CORD LESION, C1-4
S110500	CLS SPINAL # WITH INCOMPLETE CERVICAL CORD LESION, C1-4 NOS
S110600	CLS SPINAL FRACTURE WITH UNSPEC CERVICAL CORD LESION, C5-7
S110700	CLS SPINAL FRACTURE WITH COMPLETE CERVCL CORD LESION, C5-7
S110800	CLS SPINAL FRACTURE WITH ANTERIOR CERVCL CORD LESION, C5-7
S110900	CLS SPINAL FRACTURE WITH CENTRAL CERVICAL CORD LESION, C5-7
S110A00	CLS SPINAL FRACTURE WITH POSTERIOR CERVCL CORD LESION, C5-7
S110B00	CLS SPINAL # WITH INCOMPLETE CERVICAL CORD LESION, C5-7 NOS
S110z00	CLOSED FRACTURE OF CERVICAL SPINE WITH CORD LESION NOS
S111.00	OPEN FRACTURE OF CERVICAL SPINE WITH SPINAL CORD LESION
S111000	OPN SPINAL FRACTURE WITH UNSPEC CERVICAL CORD LESION, C1-4
S111100	OPN SPINAL FRACTURE WITH COMPLETE CERVCL CORD LESION, C1-4
S111200	OPN SPINAL FRACTURE WITH ANTERIOR CERVCL CORD LESION, C1-4
S111300	OPEN SPINAL FRACTURE WITH CENTRAL CERVICAL CORD LESION, C1-4
S111400	OPN SPINAL FRACTURE WITH POSTERIOR CERVCL CORD LESION, C1-4
S111500	OPN SPINAL # WITH INCOMPLETE CERVICAL CORD LESION, C1-4 NOS
S111600	OPN SPINAL FRACTURE WITH UNSPEC CERVICAL CORD LESION, C5-7
S111700	OPN SPINAL FRACTURE WITH COMPLETE CERVCL CORD LESION, C5-7
S111800	OPN SPINAL FRACTURE WITH ANTERIOR CERVCL CORD LESION, C5-7
S111900	OPEN SPINAL FRACTURE WITH CENTRAL CERVICAL CORD LESION, C5-7
S111A00	OPN SPINAL FRACTURE WITH POSTERIOR CERVCL CORD LESION, C5-7
S111B00	OPN SPINAL # WITH INCOMPLETE CERVICAL CORD LESION, C5-7 NOS
S111z00	OPEN FRACTURE OF CERVICAL SPINE WITH SPINAL CORD LESION NOS
S112.00	CLOSED FRACTURE OF THORACIC SPINE WITH SPINAL CORD LESION
S112000	CLS SPINAL FRACTURE WITH UNSPEC THORACIC CORD LESION,T1-6
S112100	CLS SPINAL FRACTURE WTH COMPLETE THORACIC CORD LESION,T1-6
S112200	CLS SPINAL FRACTURE WTH ANTERIOR THORACIC CORD LESION,T1-6
S112300	CLS SPINAL FRACTURE WITH CENTRAL THORACIC CORD LESION, T1-6
S112400	CLS SPINAL FRACTURE WITH POSTERIOR THORAC CORD LESION, T1-6
S112500	CLS SPINAL # WITH INCOMPLETE THORACIC CORD LESION, T1-6 NOS
S112600	CLS SPINAL FRACTURE WITH UNSPEC THORACIC CORD LESION, T7-12
S112700	CLS SPINAL FRACTURE WITH COMPLETE THORAC CORD LESION, T7-12
S112800	CLS SPINAL FRACTURE WITH ANTERIOR THORAC CORD LESION, T7-12
S112900	CLS SPINAL FRACTURE WITH CENTRAL THORACIC CORD LESION, T7-12
S112A00	CLS SPINAL FRACTURE WITH POSTERIOR THORAC CORD LESION, T7-12
S112B00	CLS SPINAL # WITH INCOMPLETE THORACIC CORD LESION, T7-12 NOS
S112z00	CLOSED FRACTURE OF THORACIC SPINE WITH CORD LESION NOS
S113.00	OPEN FRACTURE OF THORACIC SPINE WITH SPINAL CORD LESION
S113000	OPN SPINAL FRACTURE WITH UNSPEC THORACIC CORD LESION, T1-6
S113100	OPN SPINAL FRACTURE WITH COMPLETE THORAC CORD LESION, T1-6
S113200	OPN SPINAL FRACTURE WITH ANTERIOR THORAC CORD LESION, T1-6
S113300	OPEN SPINAL FRACTURE WITH CENTRAL THORACIC CORD LESION, T1-6
S113400	OPN SPINAL FRACTURE WITH POSTERIOR THORAC CORD LESION, T1-6
S113500	OPN SPINAL # WITH INCOMPLETE THORACIC CORD LESION, T1-6 NOS
S113600	OPN SPINAL FRACTURE WITH UNSPEC THORACIC CORD LESION, T7-12
S113700	OPN SPINAL FRACTURE WITH COMPLETE THORAC CORD LESION, T7-12
S113800	OPN SPINAL FRACTURE WITH ANTERIOR THORAC CORD LESION, T7-12
S113900	OP SPINAL FRACTURE WITH CENTRAL THORACIC CORD LESION, T7-12
S113A00	OPN SPINAL FRACTURE WITH POSTERIOR THORAC CORD LESION, T7-12
S113B00	OPN SPINAL # WITH INCOMPLETE THORACIC CORD LESION, T7-12 NOS
S113z00	OPEN FRACTURE OF THORACIC SPINE WITH SPINAL CORD LESION NOS
S114.00	CLOSED FRACTURE OF LUMBAR SPINE WITH SPINAL CORD LESION
S114000	CLOSED SPINAL FRACTURE WITH UNSPECIFIED LUMBAR CORD LESION
S114100	CLOSED SPINAL FRACTURE WITH COMPLETE LUMBAR CORD LESION
S114200	CLOSED SPINAL FRACTURE WITH ANTERIOR LUMBAR CORD LESION

S114300	CLOSED SPINAL FRACTURE WITH CENTRAL LUMBAR CORD LESION
S114400	CLOSED SPINAL FRACTURE WITH POSTERIOR LUMBAR CORD LESION
S114500	CLOSED SPINAL FRACTURE WITH CAUDA EQUINA LESION
S115.00	OPEN FRACTURE OF LUMBAR SPINE WITH SPINAL CORD LESION
S115000	OPEN SPINAL FRACTURE WITH UNSPECIFIED LUMBAR CORD LESION
S115100	OPEN SPINAL FRACTURE WITH COMPLETE LUMBAR CORD LESION
S115200	OPEN SPINAL FRACTURE WITH ANTERIOR LUMBAR CORD LESION
S115300	OPEN SPINAL FRACTURE WITH CENTRAL LUMBAR CORD LESION
S115400	OPEN SPINAL FRACTURE WITH POSTERIOR LUMBAR CORD LESION
S115500	OPEN SPINAL FRACTURE WITH CAUDA EQUINA LESION
S115z00	OPEN SPINAL FRACTURE WITH INCOMPLETE LUMBAR CORD LESION NOS
S116.00	CLOSED FRACTURE OF SACRUM WITH SPINAL CORD LESION
S116000	CLOSED FRACTURE OF SACRUM WITH UNSPEC SPINAL CORD LESION
S116100	CLOSED FRACTURE OF SACRUM WITH COMPLETE CAUDA EQUINA LESION
S116200	CLOSED FRACTURE OF SACRUM WITH OTHER CAUDA EQUINA INJURY
S116300	CLOSED FRACTURE OF SACRUM WITH OTHER SPINAL CORD INJURY
S116z00	CLOSED FRACTURE OF SACRUM WITH SPINAL CORD LESION NOS
S117.00	OPEN FRACTURE OF SACRUM WITH SPINAL CORD LESION
S117000	OPEN FRACTURE OF SACRUM WITH UNSPECIFIED SPINAL CORD LESION
S117100	OPEN FRACTURE OF SACRUM WITH COMPLETE CAUDA EQUINA LESION
S117200	OPEN FRACTURE OF SACRUM WITH OTHER CAUDA EQUINA INJURY
S117300	OPEN FRACTURE OF SACRUM WITH OTHER SPINAL CORD INJURY
S117z00	OPEN FRACTURE OF SACRUM WITH SPINAL CORD LESION NOS
S118.00	CLOSED FRACTURE OF COCCYX WITH SPINAL CORD LESION
S118000	CLOSED FRACTURE OF COCCYX WITH UNSPEC SPINAL CORD LESION
S118100	CLOSED FRACTURE OF COCCYX WITH COMPLETE CAUDA EQUINA LESION
S118200	CLOSED FRACTURE OF COCCYX WITH OTHER CAUDA EQUINA INJURY
S118300	CLOSED FRACTURE OF COCCYX WITH OTHER SPINAL CORD INJURY
S118z00	CLOSED FRACTURE OF COCCYX WITH SPINAL CORD LESION NOS
S119.00	OPEN FRACTURE OF COCCYX WITH SPINAL CORD LESION
S119000	OPEN FRACTURE OF COCCYX WITH UNSPECIFIED SPINAL CORD LESION
S119100	OPEN FRACTURE OF COCCYX WITH COMPLETE CAUDA EQUINA LESION
S119200	OPEN FRACTURE OF COCCYX WITH OTHER CAUDA EQUINA INJURY
S119300	OPEN FRACTURE OF COCCYX WITH OTHER SPINAL CORD INJURY
S119z00	OPEN FRACTURE OF COCCYX WITH SPINAL CORD LESION NOS
S11x.00	CLOSED FRACTURE OF SPINE WITH SPINAL CORD LESION UNSPECIFIED
S11y.00	OPEN FRACTURE OF SPINE WITH SPINAL CORD LESION UNSPECIFIED
S11z.00	FRACTURE OF SPINE WITH SPINAL CORD LESION NOS
S12..00	FRACTURE OF RIB(S), STERNUM, LARYNX AND TRACHEA
S120.00	CLOSED FRACTURE RIB
S120000	CLOSED FRACTURE OF RIB, UNSPECIFIED
S120100	CLOSED FRACTURE OF ONE RIB
S120200	CLOSED FRACTURE OF TWO RIBS
S120300	CLOSED FRACTURE OF THREE RIBS
S120400	CLOSED FRACTURE OF FOUR RIBS
S120500	CLOSED FRACTURE OF FIVE RIBS
S120600	CLOSED FRACTURE OF SIX RIBS
S120700	CLOSED FRACTURE OF SEVEN RIBS
S120800	CLOSED FRACTURE OF EIGHT OR MORE RIBS
S120900	CLOSED FRACTURE MULTIPLE RIBS
S120A00	COUGH FRACTURE
S120z00	CLOSED FRACTURE OF RIB(S) NOS
S121.00	OPEN FRACTURE RIB
S121000	OPEN FRACTURE OF RIB, UNSPECIFIED
S121100	OPEN FRACTURE OF ONE RIB

S121200	OPEN FRACTURE OF TWO RIBS
S121300	OPEN FRACTURE OF THREE RIBS
S121400	OPEN FRACTURE OF FOUR RIBS
S121500	OPEN FRACTURE OF FIVE RIBS
S121600	OPEN FRACTURE OF SIX RIBS
S121700	OPEN FRACTURE OF SEVEN RIBS
S121800	OPEN FRACTURE OF EIGHT OR MORE RIBS
S121900	OPEN FRACTURE MULTIPLE RIBS
S121z00	OPEN FRACTURE OF RIB(S) NOS
S122.00	CLOSED FRACTURE STERNUM
S123.00	OPEN FRACTURE STERNUM
S124.00	FLAIL CHEST
S124000	CLOSED FLAIL CHEST
S124100	OPEN FLAIL CHEST
S125.00	CLOSED FRACTURE LARYNX AND TRACHEA
S125000	CLOSED FRACTURE LARYNX
S125100	CLOSED FRACTURE OF HYOID BONE
S125200	CLOSED FRACTURE OF THYROID CARTILAGE
S125300	CLOSED FRACTURE OF TRACHEA
S125z00	CLOSED FRACTURE OF LARYNX AND TRACHEA NOS
S126.00	OPEN FRACTURE LARYNX AND TRACHEA
S126000	OPEN FRACTURE LARYNX
S126100	OPEN FRACTURE OF HYOID BONE
S126200	OPEN FRACTURE OF THYROID CARTILAGE
S126300	OPEN FRACTURE OF TRACHEA
S126z00	OPEN FRACTURE OF LARYNX AND TRACHEA NOS
S127.00	FRACTURE OF RIB
S127000	MULTIPLE FRACTURES OF RIBS
S127100	COUGH FRACTURE OF RIBS
S128.00	FRACTURE OF STERNUM
S12X.00	FRACTURE OF BONY THORAX, PART UNSPECIFIED
S12X000	CLOSED FRACTURE OF BONY THORAX PART UNSPECIFIED
S12X100	OPEN FRACTURE OF BONY THORAX PART UNSPECIFIED
S12y.00	FRACTURE OF OTHER PARTS OF BONY THORAX
S12y000	CLOSED FRACTURE OF OTHER PARTS OF BONY THORAX
S12y100	OPEN FRACTURE OF OTHER PARTS OF BONY THORAX
S12z.00	FRACTURE OF RIB(S), STERNUM, LARYNX OR TRACHEA NOS
S12z.11	RIB FRACTURE NOS
S12z.12	STERNUM FRACTURE NOS
S13..00	FRACTURE OR DISRUPTION OF PELVIS
S130.00	CLOSED FRACTURE ACETABULUM
S130000	CLOSED FRACTURE ACETABULUM, ANTERIOR LIP ALONE
S130100	CLOSED FRACTURE ACETABULUM, POSTERIOR LIP ALONE
S130200	CLOSED FRACTURE ACETABULUM, ANTERIOR COLUMN
S130300	CLOSED FRACTURE ACETABULUM, POSTERIOR COLUMN
S130400	CLOSED FRACTURE ACETABULUM, FLOOR
S130500	CLOSED FRACTURE ACETABULUM, DOUBLE COLUMN TRANSVERSE
S130600	CLOSED FRACTURE ACETABULUM, DOUBLE COLUMN UNSPECIFIED
S130y00	OTHER SPECIFIED CLOSED FRACTURE ACETABULUM
S130z00	CLOSED FRACTURE ACETABULUM NOS
S131.00	OPEN FRACTURE ACETABULUM
S131000	OPEN FRACTURE ACETABULUM, ANTERIOR LIP ALONE
S131100	OPEN FRACTURE ACETABULUM, POSTERIOR LIP ALONE
S131200	OPEN FRACTURE ACETABULUM, ANTERIOR COLUMN
S131300	OPEN FRACTURE ACETABULUM, POSTERIOR COLUMN

S131400	OPEN FRACTURE ACETABULUM, FLOOR
S131500	OPEN FRACTURE ACETABULUM, DOUBLE COLUMN TRANSVERSE
S131600	OPEN FRACTURE ACETABULUM, DOUBLE COLUMN UNSPECIFIED
S131y00	OTHER SPECIFIED OPEN FRACTURE ACETABULUM
S131z00	OPEN FRACTURE ACETABULUM NOS
S132.00	CLOSED FRACTURE PUBIS
S132000	CLOSED FRACTURE PELVIS, SINGLE PUBIC RAMUS
S132100	CLOSED FRACTURE PELVIS, MULTIPLE PUBIC RAMI - STABLE
S132200	CLOSED FRACTURE PELVIS, MULTIPLE PUBIC RAMI - UNSTABLE
S132y00	OTHER SPECIFIED CLOSED FRACTURE PUBIS
S132z00	CLOSED FRACTURE PUBIS NOS
S133.00	OPEN FRACTURE OF PUBIS
S133000	OPEN FRACTURE PELVIS, SINGLE PUBIC RAMUS
S133100	OPEN FRACTURE PELVIS, MULTIPLE PUBIC RAMI - STABLE
S133200	OPEN FRACTURE PELVIS, MULTIPLE PUBIC RAMI - UNSTABLE
S133y00	OTHER SPECIFIED OPEN FRACTURE OF PUBIS
S133z00	OPEN FRACTURE OF PUBIS NOS
S134.00	OTHER OR MULTIPLE CLOSED FRACTURE OF PELVIS
S134000	CLOSED FRACTURE OF ILIUM, UNSPECIFIED
S134100	CLOSED FRACTURE PELVIS, ISCHIUM
S134200	CLOSED MULTIPLE DISRUPTIONS OF PELVIS
S134300	CLOSED FRACTURE PELVIS, ISCHIAL TUBEROSITY
S134400	CLOSED FRACTURE PELVIS, ANTERIOR SUPERIOR ILIAC SPINE
S134500	CLOSED FRACTURE PELVIS, ANTERIOR INFERIOR ILIAC SPINE
S134600	CLOSED FRACTURE PELVIS, ILIAC WING
S134700	CLOSED VERTICAL FRACTURE OF ILIUM
S134800	CLOSED FRACTURE DISLOCATION OF SACRO-ILIAC JOINT
S134z00	OTHER OR MULTIPLE CLOSED FRACTURE OF PELVIS NOS
S135.00	OTHER OR MULTIPLE OPEN FRACTURE OF PELVIS
S135000	OPEN FRACTURE OF ILIUM, UNSPECIFIED
S135100	OPEN FRACTURE PELVIS, ISCHIUM
S135200	OPEN MULTIPLE DISRUPTIONS OF PELVIS
S135300	OPEN FRACTURE PELVIS, ISCHIAL TUBEROSITY
S135400	OPEN FRACTURE PELVIS, ANTERIOR SUPERIOR ILIAC SPINE
S135500	OPEN FRACTURE PELVIS, ANTERIOR INFERIOR ILIAC SPINE
S135600	OPEN FRACTURE PELVIS, ILIAC WING
S135700	OPEN VERTICAL FRACTURE OF ILIUM
S135800	OPEN FRACTURE DISLOCATION OF SACRO-ILIAC JOINT
S135y00	OTHER OPEN FRACTURE OF PELVIS
S135z00	OTHER/MULTIPLE OPEN FRACTURE OF PELVIS NOS
S136.00	CLOSED COMPLETE RUPTURE OF PELVIC RING
S136000	CLOSED COMPLETE RUPTURE PUBIC SYMPHYSIS
S136100	CLOSED COMPLETE RUPTURE SACRO-ILIAC JOINT
S137.00	OPEN COMPLETE RUPTURE OF PELVIC RING
S137000	OPEN COMPLETE RUPTURE PUBIC SYMPHYSIS
S137100	OPEN COMPLETE RUPTURE OF SACRO-ILIAC JOINT
S138.00	TRAUMATIC RUPTURE OF SYMPHYSIS PUBIS
S13y.00	CLOSED FRACTURE OF PELVIS NOS
S13z.00	OPEN FRACTURE OF PELVIS NOS
S14..00	FRACTURE OF ILL-DEFINED BONES OF TRUNK
S140.00	CLOSED FRACTURE OF ILL-DEFINED BONE OF TRUNK
S141.00	OPEN FRACTURE OF ILL-DEFINED BONE OF TRUNK
S14z.00	FRACTURE OF ILL-DEFINED BONE OF TRUNK NOS
S15..00	FRACTURE OF THORACIC VERTEBRA
S150.00	MULTIPLE FRACTURES OF THORACIC SPINE

S150000	CLOSED MULTIPLE FRACTURES OF THORACIC SPINE
S150100	OPEN MULTIPLE FRACTURE OF THORACIC SPINE
S1z..00	FRACTURE OF NECK AND TRUNK NOS
S4A..00	FRACTURE-DISLOCATION OR SUBLUXATION SHOULDER
S4A0.00	CLOSED FRACTURE-DISLOCATION SHOULDER
S4A0000	CLOSED FRACTURE-DISLOCATION SHOULDER JOINT
S4A0100	CLOSED FRACTURE-DISLOCATION ACROMIO-CLAVICULAR JOINT
S4A1.00	OPEN FRACTURE-DISLOCATION SHOULDER
S4A1000	OPEN FRACTURE-DISLOCATION SHOULDER JOINT
S4A1100	OPEN FRACTURE-DISLOCATION ACROMIO-CLAVICULAR JOINT
S4A2.00	CLOSED FRACTURE-SUBLUXATION SHOULDER
S4A2000	CLOSED FRACTURE-SUBLUXATION SHOULDER JOINT
S4A2100	CLOSED FRACTURE-SUBLUXATION ACROMIO-CLAVICULAR JOINT
S4A3.00	OPEN FRACTURE-SUBLUXATION SHOULDER
S4A3000	OPEN FRACTURE-SUBLUXATION SHOULDER JOINT
S4A3100	OPEN FRACTURE-SUBLUXATION ACROMIO-CLAVICULAR JOINT
S4B..00	FRACTURE-DISLOCATION OR SUBLUXATION ELBOW
S4B0.00	CLOSED FRACTURE-DISLOCATION ELBOW
S4B0000	CLOSED FRACTURE-DISLOCATION ELBOW JOINT
S4B0100	CLOSED FRACTURE-DISLOCATION SUPERIOR RADIO-ULNAR JOINT
S4B1.00	OPEN FRACTURE-DISLOCATION ELBOW
S4B1000	OPEN FRACTURE-DISLOCATION ELBOW JOINT
S4B1100	OPEN FRACTURE-DISLOCATION SUPERIOR RADIO-ULNAR JOINT
S4B2.00	CLOSED FRACTURE-SUBLUXATION ELBOW
S4B2000	CLOSED FRACTURE-SUBLUXATION ELBOW JOINT
S4B2100	CLOSED FRACTURE-SUBLUXATION SUPERIOR RADIO-ULNAR JOINT
S4B3.00	OPEN FRACTURE-SUBLUXATION ELBOW
S4B3000	OPEN FRACTURE-SUBLUXATION ELBOW JOINT
S4B3100	OPEN FRACTURE-SUBLUXATION SUPERIOR RADIO-ULNAR JOINT
S4C..00	FRACTURE-DISLOCATION OR SUBLUXATION OF WRIST
S4C0.00	CLOSED FRACTURE DISLOCATION OF WRIST
S4C0000	CLOSED FRACTURE-DISLOCATION DISTAL RADIO-ULNAR JOINT
S4C0100	CLOSED FRACTURE-DISLOCATION RADIOCARPAL JOINT
S4C0200	CLOSED FRACTURE-DISLOCATION MID CARPAL
S4C0300	CLOSED FRACTURE-DISLOCATION, CARPOMETACARPAL JOINT
S4C0400	CLOSED FRACTURE-DISLOCATION LUNATE (VOLAR)
S4C0500	CLOSED FRACTURE-DISLOCATION PERI-LUNATE (DORSAL)
S4C0600	CLOSED FRACTURE-DISLOCATION PERI-LUNATE TRANS-SCAPHOID
S4C0y00	CLOSED FRACTURE-DISLOCATION OTHER CARPAL
S4C1.00	OPEN FRACTURE DISLOCATION WRIST
S4C1000	OPEN FRACTURE-DISLOCATION, DISTAL RADIO-ULNAR JOINT
S4C1100	OPEN FRACTURE-DISLOCATION RADIOCARPAL JOINT
S4C1200	OPEN FRACTURE-DISLOCATION MID CARPAL
S4C1300	OPEN FRACTURE-DISLOCATION CARPOMETACARPAL JOINT
S4C1400	OPEN FRACTURE-DISLOCATION LUNATE (VOLAR)
S4C1500	OPEN FRACTURE-DISLOCATION PERI-LUNATE (DORSAL)
S4C1600	OPEN FRACTURE-DISLOCATION PERI-LUNATE TRANS-SCAPHOID
S4C1y00	OPEN FRACTURE-DISLOCATION OTHER CARPAL
S4C2.00	CLOSED FRACTURE-SUBLUXATION OF THE WRIST
S4C2000	CLOSED FRACTURE-SUBLUXATION, DISTAL RADIO-ULNAR JT
S4C2100	CLOSED FRACTURE-SUBLUXATION RADIOCARPAL JOINT
S4C2200	CLOSED FRACTURE-SUBLUXATION MID CARPAL
S4C2300	CLOSED FRACTURE-SUBLUXATION, CARPOMETACARPAL JOINT
S4C2400	CLOSED FRACTURE-SUBLUXATION LUNATE (VOLAR)
S4C2500	CLOSED FRACTURE-SUBLUXATION PERI-LUNATE (DORSAL)

S4C2600	CLOSED FRACTURE-SUBLUXATION PERI-LUNATE TRANS-SCAPHOID
S4C2y00	CLOSED FRACTURE-SUBLUXATION OTHER CARPAL
S4C3.00	OPEN FRACTURE-SUBLUXATION OF THE WRIST
S4C3000	OPEN FRACTURE-SUBLUXATION, DISTAL RADIO-ULNAR JOINT
S4C3100	OPEN FRACTURE-SUBLUXATION RADIOCARPAL JOINT
S4C3200	OPEN FRACTURE-SUBLUXATION MID CARPAL
S4C3300	OPEN FRACTURE-SUBLUXATION, CARPOMETACARPAL JOINT
S4C3400	OPEN FRACTURE-SUBLUXATION LUNATE (VOLAR)
S4C3500	OPEN FRACTURE-SUBLUXATION PERI-LUNATE (DORSAL)
S4C3600	OPEN FRACTURE-SUBLUXATION PERI-LUNATE TRANS-SCAPHOID
S4C3y00	OPEN FRACTURE-SUBLUXATION OTHER CARPAL
S4D..00	FRACTURE-DISLOCATION/SUBLUXATION FINGER/THUMB
S4D0.00	CLOSED FRACTURE-DISLOCATION DIGIT
S4D0000	CLOSED FRACTURE-DISLOCATION DIGIT, UNSPECIFIED
S4D0100	CLOSED FRACTURE-DISLOCATION, METACARPOPHALANGEAL JOINT
S4D0200	CLOSED FRACTURE-DISLOCATION IPJ, UNSPECIFIED
S4D0300	CLOSED FRACTURE-DISLOCATION, DISTAL INTERPHALANGEAL JOINT
S4D0400	CLOSED FRACTURE-DISLOCATION, PROXIMAL INTERPHALANGEAL JOINT
S4D0500	CLOSED FRACTURE-DISLOCATION, INTERPHALANGEAL JOINT THUMB
S4D0600	CLOSED FRACTURE-DISLOCATION MULTIPLE DIGITS
S4D1.00	OPEN FRACTURE-DISLOCATION DIGIT
S4D1000	OPEN FRACTURE-DISLOCATION DIGIT, UNSPECIFIED
S4D1100	OPEN FRACTURE-DISLOCATION, METACARPOPHALANGEAL JOINT
S4D1200	OPEN FRACTURE-DISLOCATION IPJ, UNSPECIFIED
S4D1300	OPEN FRACTURE-DISLOCATION, DISTAL INTERPHALANGEAL JOINT
S4D1400	OPEN FRACTURE-DISLOCATION, PROXIMAL INTERPHALANGEAL JOINT
S4D1500	OPEN FRACTURE-DISLOCATION, INTERPHALANGEAL JOINT THUMB
S4D1600	OPEN FRACTURE-DISLOCATION MULTIPLE DIGITS
S4D2.00	CLOSED FRACTURE-SUBLUXATION DIGIT
S4D2000	CLOSED FRACTURE-SUBLUXATION DIGIT, UNSPECIFIED
S4D2100	CLOSED FRACTURE-SUBLUXATION, METACARPOPHALANGEAL JOINT
S4D2200	CLOSED FRACTURE-SUBLUXATION IPJ, UNSPECIFIED
S4D2300	CLOSED FRACTURE-SUBLUXATION, DISTAL INTERPHALANGEAL JOINT
S4D2400	CLOSED FRACTURE-SUBLUXATION, PROXIMAL INTERPHALANGEAL JOINT
S4D2500	CLOSED FRACTURE-SUBLUXATION, INTERPHALANGEAL JOINT THUMB
S4D2600	CLOSED FRACTURE-SUBLUXATION MULTIPLE DIGITS
S4D3.00	OPEN FRACTURE-SUBLUXATION DIGIT
S4D3000	OPEN FRACTURE-SUBLUXATION DIGIT, UNSPECIFIED
S4D3100	OPEN FRACTURE-SUBLUXATION, METACARPOPHALANGEAL JOINT
S4D3200	OPEN FRACTURE-SUBLUXATION IPJ, UNSPECIFIED
S4D3300	OPEN FRACTURE-SUBLUXATION, DISTAL INTERPHALANGEAL JOINT
S4D3400	OPEN FRACTURE-SUBLUXATION, PROXIMAL INTERPHALANGEAL JOINT
S4D3500	OPEN FRACTURE-SUBLUXATION, INTERPHALANGEAL JOINT THUMB
S4D3600	OPEN FRACTURE-SUBLUXATION MULTIPLE DIGITS
S4E..00	FRACTURE-DISLOCATION OR SUBLUXATION HIP
S4E0.00	CLOSED FRACTURE-DISLOCATION, HIP JOINT
S4E1.00	OPEN FRACTURE-DISLOCATION, HIP JOINT
S4E2.00	CLOSED FRACTURE-SUBLUXATION, HIP JOINT
S4E3.00	OPEN FRACTURE-SUBLUXATION, HIP JOINT
S4F..00	FRACTURE-DISLOCATION OR SUBLUXATION KNEE
S4F0.00	CLOSED FRACTURE-DISLOCATION, KNEE JOINT
S4F1.00	OPEN FRACTURE-DISLOCATION, KNEE JOINT
S4F2.00	CLOSED FRACTURE-SUBLUXATION, KNEE JOINT
S4F3.00	OPEN FRACTURE-SUBLUXATION, KNEE JOINT
S4F4.00	CLOSED FRACTURE-DISLOCATION, PATELLO-FEMORAL JOINT

S4F5.00	OPEN FRACTURE-DISLOCATION, PATELLO-FEMORAL JOINT
S4F6.00	CLOSED FRACTURE-SUBLUXATION, PATELLO-FEMORAL JOINT
S4F7.00	OPEN FRACTURE-SUBLUXATION, PATELLO-FEMORAL JOINT
S4G..00	FRACTURE-DISLOCATION OR SUBLUXATION ANKLE
S4G0.00	CLOSED FRACTURE-DISLOCATION, ANKLE JOINT
S4G1.00	OPEN FRACTURE-DISLOCATION, ANKLE JOINT
S4G2.00	CLOSED FRACTURE-SUBLUXATION, ANKLE JOINT
S4G3.00	OPEN FRACTURE-SUBLUXATION, ANKLE JOINT
S4H..00	FRACTURE-DISLOCATION OR SUBLUXATION FOOT
S4H0.00	CLOSED FRACTURE-DISLOCATION FOOT
S4H0000	CLOSED FRACTURE-DISLOCATION, SUBTALAR JOINT
S4H0100	CLOSED FRACTURE-DISLOCATION, MIDTARSAL JOINT
S4H0200	CLOSED FRACTURE-DISLOCATION, TARSOMETATARSAL JOINT
S4H0300	CLOSED #-DISLOCATION, METATARSOPHALANGEAL JOINT, SINGLE
S4H0400	CLOSED FRACTURE-DISLOCATION, IPJ, SINGLE TOE
S4H0500	CLOSED #-DISLOCATION, METATARSOPHALANGEAL JOINT, MULTIPLE
S4H0600	CLOSED FRACTURE-DISLOCATION, IPJ, MULTIPLE TOES
S4H1.00	OPEN FRACTURE-DISLOCATION, FOOT
S4H1000	OPEN FRACTURE-DISLOCATION, SUBTALAR JOINT
S4H1100	OPEN FRACTURE-DISLOCATION, MIDTARSAL JOINT
S4H1200	OPEN FRACTURE-DISLOCATION, TARSOMETATARSAL JOINT
S4H1300	OPEN FRACTURE-DISLOCATION, METATARSOPHALANGEAL JOINT, SINGLE
S4H1400	OPEN FRACTURE-DISLOCATION, IPJ, SINGLE TOE
S4H1500	OPEN #-DISLOCATION, METATARSOPHALANGEAL JOINT, MULTIPLE
S4H1600	OPEN FRACTURE-DISLOCATION, IPJ, MULTIPLE TOES
S4H2.00	CLOSED FRACTURE-SUBLUXATION, FOOT
S4H2000	CLOSED FRACTURE-SUBLUXATION, SUBTALAR JOINT
S4H2100	CLOSED FRACTURE-SUBLUXATION, MIDTARSAL JOINT
S4H2200	CLOSED FRACTURE-SUBLUXATION, TARSOMETATARSAL JOINT
S4H2300	CLOSED #-SUBLUXATION, METATARSOPHALANGEAL JOINT, SINGLE
S4H2400	CLOSED FRACTURE-SUBLUXATION, IPJ, SINGLE TOE
S4H2500	CLOSED #-SUBLUXATION, METATARSOPHALANGEAL JOINT, MULTIPLE
S4H2600	CLOSED FRACTURE-SUBLUXATION, IPJ, MULTIPLE TOES
S4H3.00	OPEN FRACTURE-SUBLUXATION, FOOT
S4H3000	OPEN FRACTURE-SUBLUXATION, SUBTALAR JOINT
S4H3100	OPEN FRACTURE-SUBLUXATION, MIDTARSAL JOINT
S4H3200	OPEN FRACTURE-SUBLUXATION, TARSOMETATARSAL JOINT
S4H3300	OPEN FRACTURE-SUBLUXATION, METATARSOPHALANGEAL JOINT, SINGLE
S4H3400	OPEN FRACTURE-SUBLUXATION, IPJ, SINGLE TOE
S4H3500	OPEN #-SUBLUXATION, METATARSOPHALANGEAL JOINT, MULTIPLE
S4H3600	OPEN FRACTURE-SUBLUXATION, IPJ, MULTIPLE TOES
S4J..00	OTHER FRACTURE-DISLOCATION OR SUBLUXATION
S4J0.00	OTHER CLOSED FRACTURE-DISLOCATION
S4J0000	CLOSED FRACTURE-DISLOCATION OF STERNUM
S4J0100	CLOSED FRACTURE-DISLOCATION OF PELVIS
S4J0200	CLOSED #-DISLOCATION STERNO-CLAVICULAR JOINT, ANTERIOR
S4J0300	CLOSED #-DISLOCATION STERNO-CLAVICULAR JOINT, POSTERIOR
S4J1.00	OTHER OPEN FRACTURE-DISLOCATION
S4J1000	OPEN FRACTURE-DISLOCATION OF STERNUM
S4J1100	OPEN FRACTURE-DISLOCATION OF PELVIS
S4J1200	OPEN FRACTURE-DISLOCATION STERNO-CLAVICULAR JOINT, ANTERIOR
S4J1300	OPEN FRACTURE-DISLOCATION STERNO-CLAVICULAR JOINT, POSTERIOR
S4J2.00	OTHER CLOSED FRACTURE-SUBLUXATION
S4J2000	CLOSED FRACTURE-SUBLUXATION OF STERNUM
S4J2100	CLOSED FRACTURE-SUBLUXATION OF PELVIS

S4J2200	CLOSED #-SUBLUXATION STERNO-CLAVICULAR JOINT, ANTERIOR
S4J2300	CLOSED #-SUBLUXATION STERNO-CLAVICULAR JOINT, POSTERIOR
S4J3.00	OTHER OPEN FRACTURE-SUBLUXATION
S4J3000	OPEN FRACTURE-SUBLUXATION OF STERNUM
S4J3100	OPEN FRACTURE-SUBLUXATION OF PELVIS
S4J3200	OPEN FRACTURE-SUBLUXATION STERNO-CLAVICULAR JOINT, ANTERIOR
S4J3300	OPEN FRACTURE-SUBLUXATION STERNO-CLAVICULAR JOINT, POSTERIOR
S4z..00	DISLOCATION OR SUBLUXATION NOT OTHERWISE SPECIFIED
S2...11	ARM FRACTURE
S20..00	FRACTURE OF CLAVICLE
S20..11	COLLAR BONE FRACTURE
S200.00	CLOSED FRACTURE OF CLAVICLE
S200000	CLOSED FRACTURE OF CLAVICLE, UNSPECIFIED PART
S200100	CLOSED FRACTURE CLAVICLE, MEDIAL END
S200200	CLOSED FRACTURE CLAVICLE, SHAFT
S200300	CLOSED FRACTURE CLAVICLE, LATERAL END
S200z00	CLOSED FRACTURE OF CLAVICLE NOS
S201.00	OPEN FRACTURE OF CLAVICLE
S201000	OPEN FRACTURE OF CLAVICLE, UNSPECIFIED PART
S201100	OPEN FRACTURE CLAVICLE, MEDIAL END
S201200	OPEN FRACTURE CLAVICLE, SHAFT
S201300	OPEN FRACTURE CLAVICLE, LATERAL END
S201z00	OPEN FRACTURE OF CLAVICLE NOS
S20z.00	FRACTURE OF CLAVICLE NOS
S21..00	FRACTURE OF SCAPULA
S21..11	SHOULDER BLADE FRACTURE
S210.00	CLOSED FRACTURE OF SCAPULA
S210000	CLOSED FRACTURE OF SCAPULA, UNSPECIFIED PART
S210100	CLOSED FRACTURE SCAPULA, ACROMION
S210200	CLOSED FRACTURE SCAPULA, CORACOID
S210300	CLOSED FRACTURE SCAPULA, GLENOID
S210400	CLOSED FRACTURE SCAPULA, BLADE
S210500	CLOSED FRACTURE SCAPULA, SPINE
S210600	CLOSED FRACTURE SCAPULA, NECK
S210z00	CLOSED FRACTURE OF SCAPULA NOS
S211.00	OPEN FRACTURE OF SCAPULA
S211000	OPEN FRACTURE OF SCAPULA, UNSPECIFIED PART
S211100	OPEN FRACTURE SCAPULA, ACROMION
S211200	OPEN FRACTURE SCAPULA, CORACOID
S211300	OPEN FRACTURE SCAPULA, GLENOID
S211400	OPEN FRACTURE SCAPULA, BLADE
S211500	OPEN FRACTURE SCAPULA, SPINE
S211600	OPEN FRACTURE SCAPULA, NECK
S211z00	OPEN FRACTURE OF SCAPULA NOS
S21z.00	FRACTURE OF SCAPULA NOS
S22..00	FRACTURE OF HUMERUS
S220.00	CLOSED FRACTURE OF THE PROXIMAL HUMERUS
S220000	CLOSED FRACTURE OF PROXIMAL HUMERUS, UNSPECIFIED PART
S220100	CLOSED FRACTURE PROXIMAL HUMERUS, NECK
S220200	CLOSED FRACTURE OF PROXIMAL HUMERUS, ANATOMICAL NECK
S220300	CLOSED FRACTURE PROXIMAL HUMERUS, GREATER TUBEROSITY
S220400	CLOSED FRACTURE PROXIMAL HUMERUS, HEAD
S220500	CLOSED FRACTURE OF HUMERUS, UPPER EPIPHYSIS
S220600	CLOSED FRACTURE PROXIMAL HUMERUS, THREE PART
S220700	CLOSED FRACTURE PROXIMAL HUMERUS, FOUR PART

S220z00	CLOSED FRACTURE OF PROXIMAL HUMERUS NOT OTHERWISE SPECIFIED
S221.00	OPEN FRACTURE OF THE PROXIMAL HUMERUS
S221.11	SHOULDER FRACTURE - OPEN
S221000	OPEN FRACTURE OF PROXIMAL HUMERUS, UNSPECIFIED PART
S221100	OPEN FRACTURE PROXIMAL HUMERUS, NECK
S221200	OPEN FRACTURE OF PROXIMAL HUMERUS, ANATOMICAL NECK
S221300	OPEN FRACTURE PROXIMAL HUMERUS, GREATER TUBEROSITY
S221400	OPEN FRACTURE PROXIMAL HUMERUS, HEAD
S221500	OPEN FRACTURE OF HUMERUS, UPPER EPIPHYSIS
S221600	OPEN FRACTURE PROXIMAL HUMERUS, THREE PART
S221700	OPEN FRACTURE PROXIMAL HUMERUS, FOUR PART
S221z00	OPEN FRACTURE OF PROXIMAL HUMERUS NOT OTHERWISE SPECIFIED
S222.00	CLOSED FRACTURE OF HUMERUS, SHAFT OR UNSPECIFIED PART
S222000	CLOSED FRACTURE OF HUMERUS NOS
S222100	CLOSED FRACTURE OF HUMERUS, SHAFT
S222z00	CLOSED FRACTURE OF HUMERUS, SHAFT OR UNSPECIFIED PART NOS
S223.00	OPEN FRACTURE OF HUMERUS, SHAFT OR UNSPECIFIED PART
S223000	OPEN FRACTURE OF HUMERUS NOS
S223100	OPEN FRACTURE OF HUMERUS, SHAFT
S223z00	OPEN FRACTURE OF HUMERUS, SHAFT OR UNSPECIFIED PART NOS
S224.00	CLOSED FRACTURE OF THE DISTAL HUMERUS
S224.11	ELBOW FRACTURE - CLOSED
S224000	CLOSED FRACTURE OF ELBOW, UNSPECIFIED PART
S224100	CLOSED FRACTURE DISTAL HUMERUS, SUPRACONDYLAR
S224200	CLOSED FRACTURE DISTAL HUMERUS, LATERAL CONDYLE
S224300	CLOSED FRACTURE DISTAL HUMERUS, MEDIAL CONDYLE
S224400	CLOSED FRACTURE OF DISTAL HUMERUS, CONDYLE(S) UNSPECIFIED
S224500	CLOSED FRACTURE OF DISTAL HUMERUS, TROCHLEA
S224600	CLOSED FRACTURE DISTAL HUMERUS, LATERAL EPICONDYLE
S224700	CLOSED FRACTURE DISTAL HUMERUS, MEDIAL EPICONDYLE
S224800	CLOSED FRACTURE DISTAL HUMERUS, CAPITELLUM
S224900	CLOSED FRACTURE DISTAL HUMERUS, BICONDYLAR (T-Y FRACTURE)
S224x00	CLOSED FRACTURE OF DISTAL HUMERUS, MULTIPLE
S224z00	CLOSED FRACTURE OF DISTAL HUMERUS, NOT OTHERWISE SPECIFIED
S225.00	OPEN FRACTURE OF THE DISTAL HUMERUS
S225.11	ELBOW FRACTURE - OPEN
S225000	OPEN FRACTURE OF ELBOW, UNSPECIFIED PART
S225100	OPEN FRACTURE DISTAL HUMERUS, SUPRACONDYLAR
S225200	OPEN FRACTURE DISTAL HUMERUS, LATERAL CONDYLE
S225300	OPEN FRACTURE DISTAL HUMERUS, MEDIAL CONDYLE
S225400	OPEN FRACTURE OF DISTAL HUMERUS, CONDYLE(S) UNSPECIFIED
S225500	OPEN FRACTURE OF DISTAL HUMERUS, TROCHLEA
S225600	OPEN FRACTURE DISTAL HUMERUS, LATERAL EPICONDYLE
S225700	OPEN FRACTURE DISTAL HUMERUS, MEDIAL EPICONDYLE
S225800	OPEN FRACTURE DISTAL HUMERUS, CAPITELLUM
S225900	OPEN FRACTURE DISTAL HUMERUS, BICONDYLAR (T-Y FRACTURE)
S225x00	OPEN FRACTURE OF DISTAL HUMERUS, MULTIPLE
S225z00	OPEN FRACTURE OF DISTAL HUMERUS, NOT OTHERWISE SPECIFIED
S226.00	FRACTURE OF UPPER END OF HUMERUS
S227.00	FRACTURE OF SHAFT OF HUMERUS
S228.00	FRACTURE OF LOWER END OF HUMERUS
S22z.00	FRACTURE OF HUMERUS NOS
S28..00	ILL-DEFINED FRACTURES OF UPPER LIMB
S28..11	ILL-DEFINED FRACTURE OF ARM
S280.00	CLOSED ILL-DEFINED FRACTURES OF UPPER LIMB

S281.00	OPEN ILL-DEFINED FRACTURES OF UPPER LIMB
S28z.00	ILL-DEFINED FRACTURES OF UPPER LIMB NOS
S29..00	MULTIPLE # BOTH UPPER LIMBS & UPPER LIMB WITH RIB + STERNUM
S29..11	MULTIPLE FRACTURES OF ARM
S29..12	MULTIPLE RIB FRACTURES
S29..13	MULTIPLE FRACTURES OF STERNUM
S290.00	CLOSED MULTIPLE #UPPER LIMBS & UPPER LIMB WITH RIB + STERNUM
S291.00	OPEN MULTIPLE #UPPER LIMBS & UPPER LIMB WITH RIB + STERNUM
S292.00	MULTIPLE FRACTURES OF CLAVICLE, SCAPULA AND HUMERUS
S292000	CLOSED MULTIPLE FRACTURES OF CLAVICLE, SCAPULA AND HUMERUS
S292100	OPEN MULTIPLE FRACTURES OF CLAVICLE, SCAPULA AND HUMERUS
S293.00	MULTIPLE FRACTURES OF FOREARM
S294.00	FRACTURES INVOLVING MULTIPLE REGIONS OF BOTH UPPER LIMBS
S294000	CL FRACTURES INVOLVING MULTIPLE REGIONS OF BOTH UPPER LIMBS
S294100	OP FRACTURES INVOLVING MULTIPLE REGIONS OF BOTH UPPER LIMBS
S29z.00	MULTIPLE #UPPER LIMBS & UPPER LIMB WITH RIB + STERNUM NOS
S2A..00	FRACTURE OF UPPER LIMB, LEVEL UNSPECIFIED
S2z..00	FRACTURE OF UPPER LIMB NOS
S37..00	FRACTURE OF LOWER LIMB, LEVEL UNSPECIFIED
S370.00	CLOSED FRACTURE OF LOWER LIMB, LEVEL UNSPECIFIED
S371.00	OPEN FRACTURE OF LOWER LIMB, LEVEL UNSPECIFIED
S3X..00	FRACTURE OF LOWER LEG, PART UNSPECIFIED
S3x..00	OTHER, MULTIPLE AND ILL-DEFINED FRACTURES OF LOWER LIMB
S3x0.00	OTHER, MULTIPLE AND ILL-DEFINED CLOSED FRACTURES LOWER LIMB
S3x1.00	OTHER, MULTIPLE AND ILL-DEFINED OPEN FRACTURES OF LOWER LIMB
S3xz.00	OTHER, MULTIPLE AND ILL-DEFINED FRACTURES OF LOWER LIMB NOS
S3y..00	MULTIPLE #BOTH LEGS, LEG + ARM ,LEG + RIB + STERNUM
S3y0.00	MULTIPLE CLOSED #BOTH LEGS, LEG + ARM, LEG + RIB + STERNUM
S3y1.00	MULTIPLE OPEN #BOTH LEGS, LEG + ARM, LEG + RIB + STERNUM
S3yz.00	MULTIPLE #BOTH LEGS, LEG + ARM, LEG + RIB + STERNUM NOS
S3z..00	FRACTURE OF UNSPECIFIED BONES
S3z..11	FRACTURE NOS
S3z0.00	CLOSED FRACTURE OF BONES, UNSPECIFIED
S3z0000	GREENSTICK FRACTURE
S3z1.00	OPEN FRACTURE OF BONES, UNSPECIFIED
S3z2.00	STRESS FRACTURE
S3zz.00	FRACTURE OF BONES NOS

Table 8. Glucocorticoids

ATC code	
H02AB	. Glucocorticoids

Variable value:

Yes: exposed to oral glucocorticoids for > 3 months at a dose of prednisolone of 5mg daily or more (or equivalent doses of other glucocorticoids)

No: exposed but lesser than 3 months or < 5mg daily of prednisolone (or equivalence) or not exposed (Reference category)

Equivalent anti-inflammatory doses of corticosteroids to Prednisolone 5 mg (Fte: British National Formulary. BMJ Group and RPS Publishing BNF, London 2009)	= Cortisone acetate 25 mg
	= Deflazacort 6 mg
	= Dexamethasone 750 micrograms
	= Hydrocortisone 20 mg

	= Methylprednisolone 4 mg
	= Triamcinolone 4 mg

Table 9. Rheumatoid arthritis

Variable value: yes or no. Reference category: No

ICPC-2	TITLE
L88	Rheumatoid/seropositive arthritis
ICD-10	TITLE
M05	Seropositive rheumatoid arthritis
M06	Other rheumatoid arthritis
M08	Juvenile arthritis
READ	TITLE
66H..00	RHEUMATOL. DISORDER MONITORING
66H..11	ARTHRITIS MONITORING
66H..12	RHEUMATISM MONITORING
66H..13	RHEUMATOID ARTHRIT. MONITORING
66H1.00	RHEUMAT. INITIAL ASSESSMENT
66H2.00	RHEUMAT. FOLLOW-UP ASSESSMENT
66H3.00	RHEUMAT.DIS.- JOINTS AFFECTED
66H4.00	RHEUMAT. SYMPTOM CHANGE
66H5.00	RHEUMAT. DRUG SIDE EFFECT
66H6.00	RHEUMAT. TREATMENT CHANGE
66H6.11	RHEUMAT.DIS.TREATMENT CHANGED
66H7.00	RHEUMAT.DIS.TREATMENT STARTED
66H8.00	RHEUMAT.DIS.TREATMENT STOPPED
66H9.00	RHEUMATOLOGY MANAGEMENT PLAN GIVEN
66HZ.00	RHEUMATOL.DIS. MONITORING NOS
7P20300	DELIVERY OF REHABILITATION FOR RHEUMATOID ARTHRITIS
N04..00	RHEUMATOID ARTHRITIS AND OTHER INFLAMMATORY POLYARTHROPATHY
N04..11	INFLAMMATORY POLYARTHROPATHY
N040.00	RHEUMATOID ARTHRITIS
N040000	RHEUMATOID ARTHRITIS OF CERVICAL SPINE
N040100	OTHER RHEUMATOID ARTHRITIS OF SPINE
N040200	RHEUMATOID ARTHRITIS OF SHOULDER
N040300	RHEUMATOID ARTHRITIS OF STERNOCLAVICULAR JOINT
N040400	RHEUMATOID ARTHRITIS OF ACROMIOCLAVICULAR JOINT
N040500	RHEUMATOID ARTHRITIS OF ELBOW
N040600	RHEUMATOID ARTHRITIS OF DISTAL RADIO-ULNAR JOINT
N040700	RHEUMATOID ARTHRITIS OF WRIST
N040800	RHEUMATOID ARTHRITIS OF MCP JOINT
N040900	RHEUMATOID ARTHRITIS OF PIP JOINT OF FINGER
N040A00	RHEUMATOID ARTHRITIS OF DIP JOINT OF FINGER
N040B00	RHEUMATOID ARTHRITIS OF HIP
N040C00	RHEUMATOID ARTHRITIS OF SACRO-ILIAC JOINT
N040D00	RHEUMATOID ARTHRITIS OF KNEE
N040E00	RHEUMATOID ARTHRITIS OF TIBIO-FIBULAR JOINT
N040F00	RHEUMATOID ARTHRITIS OF ANKLE
N040G00	RHEUMATOID ARTHRITIS OF SUBTALAR JOINT
N040H00	RHEUMATOID ARTHRITIS OF TALONAVICULAR JOINT
N040J00	RHEUMATOID ARTHRITIS OF OTHER TARSAL JOINT
N040K00	RHEUMATOID ARTHRITIS OF 1ST MTP JOINT
N040L00	RHEUMATOID ARTHRITIS OF LESSER MTP JOINT
N040M00	RHEUMATOID ARTHRITIS OF IP JOINT OF TOE

N040N00	RHEUMATOID VASCULITIS
N040P00	SERONEGATIVE RHEUMATOID ARTHRITIS
N040Q00	RHEUMATOID BURSITIS
N040R00	RHEUMATOID NODULE
N040S00	RHEUMATOID ARTHRITIS - MULTIPLE JOINT
N040T00	FLARE OF RHEUMATOID ARTHRITIS
N041.00	FELTY'S SYNDROME
N042.00	OTHER RHEUMATOID ARTHROPATHY + VISCERAL/SYSTEMIC INVOLVEMENT
N042000	RHEUMATIC CARDITIS
N042100	RHEUMATOID LUNG DISEASE
N042200	RHEUMATOID NODULE
N042z00	RHEUMATOID ARTHROPATHY + VISCERAL/SYSTEMIC INVOLVEMENT NOS
N043.00	JUVENILE RHEUMATOID ARTHRITIS - STILL'S DISEASE
N043000	JUVENILE RHEUMATOID ARTHROPATHY UNSPECIFIED
N043100	ACUTE POLYARTICULAR JUVENILE RHEUMATOID ARTHRITIS
N043200	PAUCIARTICULAR JUVENILE RHEUMATOID ARTHRITIS
N043300	MONARTICULAR JUVENILE RHEUMATOID ARTHRITIS
N043z00	JUVENILE RHEUMATOID ARTHRITIS NOS
N044.00	CHRONIC POST-RHEUMATIC ARTHROPATHY
N044.11	JACCOUD'S SYNDROME
N044.12	NODULAR FIBROSITIS OF CHRONIC RHEUMATIC DISEASE
N045.00	OTHER JUVENILE ARTHRITIS
N045000	JUVENILE ANKYLOSING SPONDYLITIS
N045100	JUVENILE SERONEGATIVE POLYARTHRTIS
N045200	JUVENILE ARTHRITIS IN PSORIASIS
N045300	JUVENILE ARTHRITIS IN CROHN'S DISEASE
N045400	JUVENILE ARTHRITIS IN ULCERATIVE COLITIS
N045500	JUVENILE RHEUMATOID ARTHRITIS
N045600	PAUCIARTICULAR ONSET JUVENILE CHRONIC ARTHRITIS
N047.00	SEROPOSITIVE ERROSIVE RHEUMATOID ARTHRITIS
N04X.00	SEROPOSITIVE RHEUMATOID ARTHRITIS, UNSPECIFIED
N04y.00	OTHER SPECIFIED INFLAMMATORY POLYARTHROPATHY
N04y000	RHEUMATOID LUNG
N04y011	CAPLAN'S SYNDROME
N04y012	FIBROSING ALVEOLITIS ASSOCIATED WITH RHEUMATOID ARTHRITIS
N04y100	SERO NEGATIVE ARTHRITIS
N04y111	SERO NEGATIVE POLYARTHRTIS
N04y200	ADULT-ONSET STILL'S DISEASE
N04yz00	OTHER SPECIFIED INFLAMMATORY POLYARTHROPATHY NOS
N04z.00	INFLAMMATORY POLYARTHROPATHY NOS
F371200	POLYNEUROPATHY IN RHEUMATOID ARTHRITIS
F396400	MYOPATHY DUE TO RHEUMATOID ARTHRITIS

9.3.2 Codes for group c) Risk factors immediately related to the outcome

Table 10. Osteoporosis

Variable value: yes or no. Reference category: No

ICPC-2	TITLE
L95	Osteoporosis
ICD-10	TITLE
M81	Osteoporosis without pathological fracture
M82	Osteoporosis in diseases classified elsewhere
M82*	Osteoporosis in diseases classified elsewhere
READ codes	
N330.00	OSTEOPOROSIS
N330000	OSTEOPOROSIS, UNSPECIFIED
N330100	SENILE OSTEOPOROSIS
N330200	POSTMENOPAUSAL OSTEOPOROSIS
N330300	IDIOPATHIC OSTEOPOROSIS
N330400	DISUSE OSTEOPOROSIS
N330500	DRUG-INDUCED OSTEOPOROSIS
N330600	POSTOOPHORECTOMY OSTEOPOROSIS
N330700	POSTSURGICAL MALABSORPTION OSTEOPOROSIS
N330800	LOCALIZED OSTEOPOROSIS - LEQUESNE
N330900	OSTEOPOROSIS IN MULTIPLE MYELOMATOSIS
N330A00	OSTEOPOROSIS IN ENDOCRINE DISORDERS
N330B00	VERTEBRAL OSTEOPOROSIS
N330C00	OSTEOPOROSIS LOCALIZED TO SPINE
N330D00	OSTEOPOROSIS DUE TO CORTICOSTEROIDS
N330z00	OSTEOPOROSIS NOS
N331.00	PATHOLOGICAL FRACTURE
N331.11	COLLAPSE OF SPINE NOS
N331.12	COLLAPSE OF VERTEBRA NOS
N331.13	SPONANTEOUS FRACTURE
N331.14	OSTEOPOROTIC VERTEBRAL COLLAPSE
N331000	PATHOLOGICAL FRACTURE OF THORACIC VERTEBRA
N331011	COLLAPSE OF THORACIC VERTEBRA
N331100	PATHOLOGICAL FRACTURE OF LUMBAR VERTEBRA
N331111	COLLAPSE OF LUMBAR VERTEBRA
N331200	POSTOOPHORECTOMY OSTEOPOROSIS WITH PATHOLOGICAL FRACTURE
N331300	OSTEOPOROSIS OF DISUSE WITH PATHOLOGICAL FRACTURE
N331400	POSTSURGICAL MALABSORPTION OSTEOPOROSIS WITH PATH FRACTURE
N331500	DRUG-INDUCED OSTEOPOROSIS WITH PATHOLOGICAL FRACTURE
N331600	IDIOPATHIC OSTEOPOROSIS WITH PATHOLOGICAL FRACTURE
N331700	FRACTURE OF BONE IN NEOPLASTIC DISEASE
N331800	OSTEOPOROSIS + PATHOLOGICAL FRACTURE LUMBAR VERTEBRAE
N331900	OSTEOPOROSIS + PATHOLOGICAL FRACTURE THORACIC VERTEBRAE
N331A00	OSTEOPOROSIS + PATHOLOGICAL FRACTURE CERVICAL VERTEBRAE
N331B00	POSTMENOPAUSAL OSTEOPOROSIS WITH PATHOLOGICAL FRACTURE
N331C00	PATHOLOGICAL FRACTURE OF CERVICAL VERTEBRA
N331C11	COLLAPSE OF CERVICAL VERTEBRA
N331D00	COLLAPSED VERTEBRA NOS

N331E00	COLLAPSE OF CERVICAL VERTEBRA
N331F00	COLLAPSE OF THORACIC VERTEBRA
N331G00	COLLAPSE OF LUMBAR VERTEBRA
N331H00	COLLAPSE OF CERVICAL VERTEBRA DUE TO OSTEOPOROSIS
N331J00	COLLAPSE OF LUMBAR VERTEBRA DUE TO OSTEOPOROSIS
N331K00	COLLAPSE OF THORACIC VERTEBRA DUE TO OSTEOPOROSIS
N331L00	COLLAPSE OF VERTEBRA DUE TO OSTEOPOROSIS NOS
N331M00	FRAGILITY FRACTURE DUE TO UNSPECIFIED OSTEOPOROSIS
N331M11	MINIMAL TRAUMA FRACTURE DUE TO UNSPECIFIED OSTEOPOROSIS
N331N00	FRAGILITY FRACTURE
N331N11	MINIMAL TRAUMA FRACTURE
N331y00	OTHER SPECIFIED PATHOLOGICAL FRACTURE
N331z00	PATHOLOGICAL FRACTURE NOS
NyuB000	[X]OTHER OSTEOPOROSIS WITH PATHOLOGICAL FRACTURE
NyuB100	[X]OTHER OSTEOPOROSIS
NyuB200	[X]OSTEOPOROSIS IN OTHER DISORDERS CLASSIFIED ELSEWHERE

Table 11. Paget's disease

Value labels: yes or no. Reference category: No

ICPC-2	TITLE
L99	NO SPECIFIC CODE (Musculoskeletal disease)
ICD-10	TITLE
M88	Paget' disease of bone
READ codes	
N31..00	OSTEITIS DEFORMANS/OSTEOPATHIES ASSOCIATED WITH DISEASES EC
N310.00	OSTEITIS DEFORMANS - PAGET'S DISEASE OF THE BONE
N310.11	PAGET'S DISEASE OF BONE
N310000	PAGET'S DISEASE-CERVICAL SPINE
N310100	PAGET'S DISEASE-THORACIC SPINE
N310200	PAGET'S DISEASE-LUMBAR SPINE
N310300	PAGET'S DISEASE-SACRUM
N310400	PAGET'S DISEASE-COCCYX
N310500	PAGET'S DISEASE-CLAVICLE
N310600	PAGET'S DISEASE-SCAPULA
N310700	PAGET'S DISEASE-HUMERUS
N310800	PAGET'S DISEASE-RADIUS
N310900	PAGET'S DISEASE-ULNA
N310A00	PAGET'S DISEASE-CARPAL BONE
N310B00	PAGET'S DISEASE-METACARPAL
N310C00	PAGET'S DISEASE-PHALANX OF FINGER/THUMB
N310D00	PAGET'S DISEASE-PELVIS
N310E00	PAGET'S DISEASE-FEMUR
N310F00	PAGET'S DISEASE-PATELLA
N310G00	PAGET'S DISEASE-TIBIA
N310H00	PAGET'S DISEASE-FIBULA
N310J00	PAGET'S DISEASE-CALCANEUM
N310K00	PAGET'S DISEASE-TALUS
N310L00	PAGET'S DISEASE-OTHER TARSAL BONE
N310M00	PAGET'S DISEASE-METATARSAL
N310N00	PAGET'S DISEASE-PHALANX OF TOE
N310P00	PAGET'S DISEASE-SKULL
N310x00	PAGET'S DISEASE-MULTIPLE SITES

N310y00	PAGET'S DISEASE OS
N310z00	PAGET'S DISEASE NOS
N311.00	OSTEITIS DEFORMANS ASSOCIATED WITH DISEASES EC
N311000	OSTEITIS DEFORMANS IN NEOPLASTIC DISEASE
NyuCD00	[X]OSTEITIS DEFORMANS IN NEOPLASTIC DISEASES CE

Table 12. Bisphosphonates

Value labels: yes or no. Reference category: No

ATC code	
M05BA01	etidronic acid
M05BA02	clodronic acid
M05BA03	pamidronic acid
M05BA04	alendronic acid
M05BA05	tiludronic acid
M05BA06	ibandronic acid

Table 13. Raloxifene

ATC code	
G03XC01	raloxifene

Table 14. Parathyroid hormones and analogues

ATC code	
H05AA	Parathyroid hormones and analogues

Table 15. Strontium ranelate

ATC code	
M05BX03	Strontium ranelate

Table 16. Vitamin D and analogues

ATC code	
A11CC	
A11CC04	calcitriol
A11CC05	colecalfiferol
	calcium+ colecalfiferol
A11CC06	calcifediol

Table 17. Calcitonin

ATC code	
H05BA	Calcitonin preparations

9.3.3 Codes for group d) Other risk factors that have been associated with fracture in the past.

9.3.3.1 Drugs (ATC codes)

Table 18. Antidepressant

ATC code	
N06AA	Non-selective monoamine reuptake inhibitors
N06AB	Selective serotonin reuptake inhibitors

Table 19. Antipsychotic drugs /lithium

ATC code	
N05A	Antipsychotics
N05AA	Phenothiazines with aliphatic side-chain
N05AB	Phenothiazines with piperazine structure
N05AC	Phenothiazines with piperidine structure
N05AD	Butyrophenone derivatives
N05AE	Indole derivatives
N05AF	Thioxanthene derivative
N05AG	Diphenylbutylpiperidine derivatives
N05AH	Diazepines, oxazepines, thiazepines and oxepines
N05AL	Benzamides
N05AN	Lithium
N05AX	Other antipsychotics

Table 20. Anti-Parkinson drugs

ATC code	
N04	Anti-Parkinson drugs
N04A	Anticholinergic agents
N04AA	Tertiary amines
N04AB	Ethers chemically close to antihistamines
N04AC	Ethers of tropine or tropine derivatives
N04B	Dopaminergic agents
N04BA	Dopa and dopa derivatives
N04BB	Adamantane derivatives
N04BC	Dopamine agonists
N04BD	Monoamine oxidase B inhibitors
N04BX	Other dopaminergic agents

Table 21. Antiepileptic drugs (anticonvulsants)

ATC code	
N03A	Antiepileptics
N03AA	Barbiturates and derivatives
N03AB	Hydantoin derivatives
N03AC	Oxazolidine derivatives

N03AD	Succinimide derivatives
N03AE	Benzodiazepine derivatives
N03AF	Carboxamide derivatives
N03AG	Fatty acid derivatives
N03AX	Other antiepileptics

Table 22. Inhaled glucocorticoids

ATC code	
R03BA	Glucocorticoids
R03BA01	Beclometasone
R03BA02	Budesonide
R03BA03	Flunisolide
R03BA04	Betamethasone
R03BA05	Fluticasone
R03BA06	Triamcinolone
R03BA07	Mometasone
R03BA08	Ciclesonide

Table 23. Bronchodilators

ATC code	
	Beta-2-adrenoreceptor agonists
R03A	Adrenergics, inhalants
R03AC	Selective beta-2-adrenoreceptor agonists
R03AK	Adrenergics and other drugs for obstructive airway diseases
R03C	Adrenergics for systemic use
R03CC	Selective beta-2-adrenoreceptor agonists
R03B	Other drugs for obstructive airway diseases, inhalants
R03BB	Anticholinergics

Table 24. Antiarrhythmics

ATC code	
C01B	Antiarrhythmics, class I and III
C01BA	Antiarrhythmics, class Ia
C01BB	Antiarrhythmics, class Ib
C01BC	Antiarrhythmics, class Ic
C01BD	Antiarrhythmics, class III

Table 25. Sedating antihistamines

ATC code	
N05BB	Diphenylmethane derivatives (sedating)

Table 26. Antihypertensives

A variable for Antihypertensives will be created including the following: angiotensin-converting enzyme (ACE) inhibitors, angiotensin II antagonists, diuretics, calcium antagonists, Beta blocking agents, Calcium channel blockers and other antihypertensives. (Note that diuretics will be not considered in this group but a separate variable).

Table 26.1. ACE inhibitors

ATC code	
C09	Agents acting on the renin-angiotensin system
C09A	ACE inhibitors, plain
C09AA	ACE inhibitors, plain
C09B	ACE inhibitors, combinations
C09BA	ACE inhibitors and diuretics
C09BB	ACE inhibitors and calcium channel blockers

Table 26.2. Angiotensin II antagonists

ATC code	
C09	Agents acting on the renin-angiotensin system
C09C	Angiotensin II antagonists, plain
C09CA	Angiotensin II antagonists, plain
C09D	Angiotensin II antagonists, combinations
C09DA	Angiotensin II antagonists and diuretics
C09DB	Angiotensin II antagonists and calcium channel blockers
C09DX	Angiotensin II antagonists, other combinations

Table 26.3. Beta blocking agents

ATC code	
C07A	Beta blocking agents
C07AA	Beta blocking agents, non-selective
C07AB	Beta blocking agents, selective
C07AG	Alpha and beta blocking agents
C07B	Beta blocking agents and thiazides
C07BA	Beta blocking agents, non-selective, and thiazides
C07BB	Beta blocking agents, selective, and thiazides
C07BG	Alpha and beta blocking agents and thiazides
C07C	Beta blocking agents and other diuretics
C07CA	Beta blocking agents, non-selective, and other diuretics
C07CB	Beta blocking agents, selective, and other diuretics
C07CG	Alpha and beta blocking agents and other diuretics
C07D	Beta blocking agents, thiazides and other diuretics
C07DA	Beta blocking agents, non-selective, thiazides and other diuretics
C07DB	Beta blocking agents, selective, thiazides and other diuretics
C07F	Beta blocking agents and other antihypertensives
C07FA	Beta blocking agents, non-selective, and other antihypertensives
C07FB	Beta blocking agents, selective, and other antihypertensives

Table 26.4. Calcium channel blockers

ATC code	
C08	Agents acting on the renin-angiotensin system
C08C	Selective calcium channel blockers with mainly vascular effects
C08CA	Dihydropyridine derivatives
C08CX	Other selective calcium channel blockers with mainly vascular effects
C08D	Selective calcium channel blockers with direct cardiac effects
C08DA	Phenylalkylamine derivatives
C08DB	Benzothiazepine derivatives

C08E	Non-selective calcium channel blockers
C08EA	Phenylalkylamine derivatives
C08EX	Other non-selective calcium channel blockers
C08G	Calcium channel blockers and diuretics
C08GA	Calcium channel blockers and diuretics

Table 26.5. Other antihypertensives

ATC code	
C02A	Antiadrenergic agents, centrally acting
C02AA	Rauwolfia alkaloids
C02AB	Methyldopa
C02AC	Imidazoline receptor agonists
C02C	Antiadrenergic agents, peripherally acting
C02CA	Alpha-adrenoreceptor antagonists
C02CC	Guanidine derivatives
C02D	Arteriolar smooth muscle, agents acting on
C02DA	Thiazide derivatives
C02DB	Hydrazinophthalazine derivatives
C02DC	Pyrimidine derivatives
C02DD	Nitroferricyanide derivatives
C02DG	Guanidine derivatives
C02K	Other non-selective calcium channel blockers
C02KA	Alkaloids, excluding rauwolfia
C02KB	Tyrosine hydroxylase inhibitors
C02KC	MAO inhibitors
C02KD	Serotonin antagonists
C02KX	Other antihypertensives
C02L	Calcium channel blockers and diuretics
C02LA	Rauwolfia alkaloids and diuretics in combination
C02LB	Methyldopa and diuretics in combination
C02LC	Imidazoline receptor agonists in combination with diuretics
C02LE	Alpha-adrenoreceptor antagonists and diuretics
C02LF	Guanidine derivatives and diuretics
C02LG	Hydrazinophthalazine derivatives and diuretics
C02LK	Alkaloids, excluding rauwolfia, in combination with diuretics
C02LL	MAO inhibitors and diuretics
C02LN	Serotonin antagonists and diuretics
C02LX	Other antihypertensives and diuretics

Table 27. Diuretics

ATC code	
C03A	Low-ceiling diuretics, thiazides
C03AA	Thiazides, plain
C03AB	Thiazides and potassium in combination
C03AH	Thiazides, combinations with psycholeptics and/or analgesics
C03AX	Thiazides, combinations with other drugs
C03B	Low-ceiling diuretics, excluding thiazides
C03BA	Sulfonamides, plain
C03BB	Sulfonamides and potassium in combination
C03BC	Mercurial diuretics
C03BD	Xanthine derivatives
C03BK	Sulfonamides, combinations with other drugs

C03BX	Other low-ceiling diuretics
C03C	High-ceiling diuretics
C03CA	Sulfonamides, plain
C03CB	Sulfonamides and potassium in combination
C03CC	Aryloxyacetic acid derivatives
C03CD	Pyrazolone derivatives
C03CX	Other high-ceiling diuretics
C03D	Potassium-sparing agents
C03DA	Aldosterone antagonists
C03DB	Other potassium-sparing agents
C03E	Diuretics and potassium-sparing agents in combination
C03EA	Low-ceiling diuretics and potassium-sparing agents
C03EB	High-ceiling diuretics and potassium-sparing agents
C03X	Other diuretics
C03XA	Vasopressin antagonists

Table 28. Hormone replacement therapy

ATC code	
G03C	Estrogens
G03CA	Natural and semi synthetic estrogens, plain
G03CX	Other estrogens
G03D	Progestogens
G03DA	Pregnen-(4) derivatives
G03DC	Estren derivatives
G03F	Progestogens and estrogens in combination
G03FA	Progestogens and estrogens, fixed combinations
G03FB	Progestogens and estrogens, sequential preparations

Table 29. Thyroid hormones

ATC code	
H03A	Thyroid preparations
H03AA	Thyroid hormones

Table 30. Antithyroid drugs

ATC code	
H03B	Antithyroid preparations
H03BA	Thiouracils
H03BB	Sulphur-containing imidazole derivatives
H03BC	Perchlorates
H03BX	Other antithyroid preparations

Table 31. Drugs disease-modifying anti-rheumatic drug (DMARD)

ATC code	
Gold	
M01CB03	Auranofin
M01CB02	Sodium aurothiomalate
Penicillamine	
M01CC01	Penicillamine
Antimalarials	

P01BA01	Chloroquine
P01BA02	Hydroxychloroquine sulphate
Drugs affecting the immune response	
L04AX01	Azathioprine
L04AD01	Cyclosporine
L04AA13	Leflunomide
L01BA01/L01AX03	Methotrexate
Cytokine modulators	
L04AA24	Abatacept
L04AB04	Adalimumab
L04AC03	Anakinra
L04AB01	Etanercept
L04AB02	Infliximab
L01XC02	Rituximab
Sulfasalazine	
A07EC01	Sulfasalazine

Table 32. Thiazolidinediones

ATC code	
A10BG	Thiazolidinediones

Table 33. Other antidiabetics

A10A	Insulins and analogues
A10AB	Insulins and analogues for injection, fast-acting
A10AC	Insulins and analogues for injection, intermediate-acting
A10AD	Insulins and analogues for injection, intermediate-acting combined with fast-acting
A10AE	Insulins and analogues for injection, long-acting
A10AF	Insulins and analogues for inhalation
A10B	Blood glucose lowering drugs, excluding insulins
A10BA	Biguanides
A10BB	Sulfonamides, urea derivatives
A10BC	Sulfonamides (heterocyclic)
A10BD	Combinations of oral blood glucose lowering drugs
A10BF	Alpha glucosidase inhibitors
A10BH	Dipeptidyl peptidase 4 (DPP-4) inhibitors
A10BX	Other blood glucose lowering drugs, excluding insulins
A10X	Other drugs used in diabetes
A10XA	Aldose reductase inhibitors

Table 34. Antiemetic (Metoclopramide)

ATC code	
A03F	Propulsives
A03FA	Propulsives
A03FA01	Metoclopramide

Table 35. Anticoagulants

ATC code	
B01AA	Vit K antagonist

B01AB	Heparin group
-------	---------------

Table 36. Opioids (including Morphine)

ATC code	
N02A	Opioids
N02AA	Natural opium alkaloids
N02AB	Phenylpiperidine derivatives
N02AC	Diphenylpropylamine derivatives
N02AD	Benzomorphan derivatives
N02AE	Oripavine derivatives
N02AF	Morphinan derivatives
N02AG	Opioids in combination with antispasmodics
N02AX	Other opioids

Table 37. Non steroidal Antiinflammatory drugs

ATC code	
M01A	ANTIINFLAMMATORY AND ANTIRHEUMATIC PRODUCTS, NON-STEROIDS
M01AA	Butylpyrazolidines
M01AB	Acetic acid derivatives and related substances
M01AC	Oxicams
M01AE	Propionic acid derivatives
M01AG	Fenamates
M01AH	Coxibs
M01AX	Other antiinflammatory and antirheumatic agents, non-steroids

Table 38. Statins

ATC code	
C10AA01	simvastatin
C10AA02	lovastatin
C10AA03	pravastatin
C10AA04	fluvastatin
C10AA05	atorvastatin
C10AA06	cerivastatin
C10AA07	rosuvastatin
C10AA08	pitavastatin

Table 39. Proton Pum Inhibitors

ATC code	
A02BC01	omeprazole
A02BC02	pantoprazole
A02BC03	lansoprazole
A02BC04	rabeprazole
A02BC05	esomeprazole

Table 40. Aromatase inhibitors

ATC code	
L02BG	Enzyme inhibitors

L02BG01	aminoglutethimide
L02BG02	formestane
L02BG03	anastrozole
L02BG04	letrozole
L02BG05	vorozole
L02BG06	exemestane

9.3.3.2 Diseases (ICPC-2, ICD-10 and READ codes)

Table 41. Anaemia

Variable value: yes or no. Reference category: No

ICPC codes	
B80	Iron Deficiency anaemia
B81	Anaemia, Vitamin B12/folate def
B82	Anemia other inespecify
ICD-10 codes	
D50-D53	Nutritional anaemias
D55-D59	Hemolytic anemias
D60-D64	Aplastic and other anemias and other bone marrow failure syndromes
READ codes	
2C2..00	O/E - ANAEMIA
2C2..11	O/E - ANAEMIC
2C23.00	O/E - CLINICALLY ANAEMIC
2C24.00	O/E - PROFOUNDLY ANAEMIC
2C2Z.00	O/E - ANAEMIA NOS
7Q09000	HYPOPLASTIC HAEMOLYTIC AND RENAL ANAEMIA DRUGS BAND 1
7Q09100	HYPOPLASTIC HAEMOLYTIC AND RENAL ANAEMIA DRUGS BAND 2
B937000	REFRACTORY ANAEMIA WITHOUT SIDEROBLASTS, SO STATED
B937100	REFRACTORY ANAEMIA WITH SIDEROBLASTS
B937200	REFRACTORY ANAEMIA WITH EXCESS OF BLASTS
B937300	REFRACTORY ANAEMIA WITH EXCESS OF BLASTS WITH TRANSFORMATION
B937X00	REFRACTORY ANAEMIA, UNSPECIFIED
BBmA.00	[M] REFRACTORY ANAEMIA WITH SIDEROBLASTS
BBmB.00	[M]REFRACTORY ANAEMIA+EXCESS OF BLASTS WITH TRANSFORMATION
BBmL.00	[M] REFRACTORY ANAEMIA WITH EXCESS OF BLASTS
ByuHC00	[X]REFRACTORY ANAEMIA, UNSPECIFIED
D0...00	DEFICIENCY ANAEMIAS
D0...11	ASIDEROTIC ANAEMIA
D0...12	SIDEROPENIC ANAEMIA
D00..00	IRON DEFICIENCY ANAEMIAS
D00..11	HYPOCHROMIC - MICROCYTIC ANAEMIA
D00..12	MICROCYTIC - HYPOCHROMIC ANAEMIA
D000.00	IRON DEFICIENCY ANAEMIA DUE TO CHRONIC BLOOD LOSS
D000.11	NORMOCYTIC ANAEMIA DUE TO CHRONIC BLOOD LOSS
D000.12	IRON DEFICIENCY ANAEMIA DUE TO BLOOD LOSS
D001.00	IRON DEFICIENCY ANAEMIA DUE TO DIETARY CAUSES
D00y.00	OTHER SPECIFIED IRON DEFICIENCY ANAEMIA
D00y.11	KELLY - PATERSON SYNDROME
D00y.12	PLUMMER - VINSON SYNDROME
D00y000	SIDEROPENIC DYSPHAGIA
D00y011	KELLY-PATERSON SYNDROME

D00y012	PLUMMER-VINSON SYNDROME
D00y100	MICROCYTIC HYPOCHROMIC ANAEMIA
D00yz00	OTHER SPECIFIED IRON DEFICIENCY ANAEMIA NOS
D00z.00	UNSPECIFIED IRON DEFICIENCY ANAEMIA
D00z000	ACHLORHYDRIC ANAEMIA
D00z100	CHLOROTIC ANAEMIA
D00z200	IDIOPATHIC HYPOCHROMIC ANAEMIA
D00zz00	IRON DEFICIENCY ANAEMIA NOS
D01..00	OTHER DEFICIENCY ANAEMIAS
D01..11	MEGALOBlastic ANAEMIA
D010.00	PERNICIOUS ANAEMIA
D010.11	ADDISON'S ANAEMIA
D010.12	BIERMER'S CONGENITAL PERNICIOUS ANAEMIA
D010.13	CONGENITAL DEFICIENCY OF INTRINSIC FACTOR
D011.00	OTHER VITAMIN B12 DEFICIENCY ANAEMIAS
D011.11	VITAMIN B12 DEFICIENCY ANAEMIA
D011000	VITAMIN B12 DEFICIENCY ANAEMIA DUE TO DIETARY CAUSES
D011011	IMERSLUND - GRASBECK SYNDROME
D011012	IMERSLUND'S SYNDROME
D011013	VEGAN'S ANAEMIA
D011100	VIT B12 DEFIC ANAEMIA DUE TO MALABSORPTION WITH PROTEINURIA
D011200	TRANSCOBALAMIN II DEFICIENCY
D011X00	VITAMIN B12 DEFICIENCY ANAEMIA, UNSPECIFIED
D011z00	OTHER VITAMIN B12 DEFICIENCY ANAEMIA NOS
D012.00	FOLATE-DEFICIENCY ANAEMIA
D012.11	FOLIC ACID DEFICIENCY ANAEMIA
D012000	CONGENITAL FOLATE MALABSORPTION ANAEMIA
D012100	FOLATE-DEFICIENCY ANAEMIA DUE TO DIETARY CAUSES
D012111	GOAT'S MILK ANAEMIA
D012112	MEGALOBlastic ANAEMIA DUE TO DIETARY CAUSES
D012200	FOLATE-DEFICIENCY ANAEMIA, DRUG INDUCED
D012300	FOLATE-DEFICIENCY ANAEMIA DUE TO MALABSORPTION
D012400	FOLATE-DEFICIENCY ANAEMIA DUE TO LIVER DISORDERS
D012500	MACROCYTIC ANAEMIA UNSPECIFIED CAUSE
D012z00	FOLATE-DEFICIENCY ANAEMIA NOS
D013.00	OTHER SPECIFIED MEGALOBlastic ANAEMIA NEC
D013000	COMBINED B12 AND FOLATE DEFICIENCY ANAEMIA
D013z00	OTHER SPECIFIED MEGALOBlastic ANAEMIA NEC NOS
D014.00	PROTEIN-DEFICIENCY ANAEMIA
D014000	AMINO-ACID DEFICIENCY ANAEMIA
D014100	OROTICACIDURIA
D014z00	PROTEIN-DEFICIENCY ANAEMIA NOS
D01y.00	OTHER SPECIFIED NUTRITIONAL DEFICIENCY ANAEMIA
D01y000	VITAMIN C DEFICIENCY ANAEMIA
D01y011	SCORBUTIC ANAEMIA
D01y012	ANAEMIA DUE TO SCURVY
D01y100	VITAMIN E DEFICIENCY ANAEMIA
D01yy00	OTHER SPECIFIED OTHER NUTRITIONAL DEFICIENCY ANAEMIA
D01yz00	OTHER SPECIFIED NUTRITIONAL DEFICIENCY ANAEMIA NOS
D01z.00	OTHER DEFICIENCY ANAEMIAS NOS
D01z.11	MEGALOBlastic ANAEMIA NOS
D01z000	[X]MEGALOBlastic ANAEMIA NOS
D0y..00	OTHER SPECIFIED DEFICIENCY ANAEMIAS
D0z..00	DEFICIENCY ANAEMIAS NOS
D1...00	HAEMOLYTIC ANAEMIAS

D10..00	HEREDITARY HAEMOLYTIC ANAEMIAS
D100.00	HEREDITARY SPHEROCYTOSIS
D100.11	ACHOLURIC FAMILIAL JAUNDICE
D100.12	MINKOWSKI - CHAUFFARD SYNDROME
D101.00	HEREDITARY ELLIPTOCYTOSIS
D101.11	OVALOCYTOSIS - HEREDITARY
D102.00	HAEMOLYTIC ANAEMIA DUE TO GLUTATHIONE METABOLISM DISORDER
D102000	GLUCOSE-6-PHOSPHATE DEHYDROGENASE DEFICIENCY ANAEMIA
D102100	FAVISM
D102200	DRUG-INDUCED ENZYME DEFICIENCY ANAEMIA
D102y00	HAEMOLYTIC ANAEMIA DUE TO GLUTATHIONE METABOLISM DISORDER OS
D102z00	HAEMOLYTIC ANAEMIA DUE GLUTATHIONE METABOLISM DISORDER NOS
D103.00	OTHER ENZYME DEFICIENCY HAEMOLYTIC ANAEMIA
D103000	HAEMOLYTIC ANAEMIA DUE TO HEXOKINASE DEFICIENCY
D103100	HAEMOLYTIC ANAEMIA DUE TO PYRUVATE KINASE DEFICIENCY
D103200	HAEMOLYTIC ANAEMIA DUE TRIOSE PHOSPHATE ISOMERASE DEFICIENCY
D103300	ANAEMIA DUE TO DISORDERS OF NUCLEOTIDE METABOLISM
D103z00	ENZYME DEFICIENCY HAEMOLYTIC ANAEMIA NOS
D104.00	THALASSAEMIA
D104.11	LEPTOCYTOSIS, HEREDITARY
D104.12	MEDITERRANEAN ANAEMIA
D104000	THALASSAEMIA MAJOR NEC
D104011	THALASSAEMIA MAJOR - COOLEY'S ANAEMIA
D104100	THALASSAEMIA MINOR NEC
D104200	THALASSAEMIA WITH HAEMOGLOBIN S DISEASE
D104211	SICKLE-CELL THALASSAEMIA
D104300	ALPHA THALASSAEMIA
D104311	HOMOZYGOUS ALPHA THALASSAEMIA
D104400	ALPHA TRAIT THALASSAEMIA
D104500	BETA TRAIT THALASSAEMIA
D104600	BETA INTERMEDIA THALASSAEMIA
D104700	BETA MAJOR THALASSAEMIA
D104800	BETA MINOR THALASSAEMIA
D104811	BETA THALASSAEMIA
D104900	DELTA-BETA THALASSAEMIA
D104A00	HEREDITARY LEPTOCYTOSIS
D104z00	THALASSAEMIA NOS
D104z11	MEDITERRANEAN ANAEMIA
D105.00	SICKLE-CELL TRAIT
D106.00	SICKLE-CELL ANAEMIA
D106000	SICKLE-CELL ANAEMIA OF UNSPECIFIED TYPE
D106100	SICKLE-CELL ANAEMIA WITH NO CRISIS
D106200	SICKLE-CELL ANAEMIA WITH CRISIS
D106300	SICKLE-CELL ANAEMIA WITH HAEMOGLOBIN C DISEASE
D106400	SICKLE-CELL ANAEMIA WITH HAEMOGLOBIN D DISEASE
D106500	SICKLE-CELL ANAEMIA WITH HAEMOGLOBIN E DISEASE
D106z00	SICKLE-CELL ANAEMIA NOS
D107.00	OTHER HAEMOGLOBINOPATHIES
D107000	CONGENITAL HEINZ-BODY ANAEMIA
D107111	HB F DISEASE
D107200	HAEMOGLOBIN BART'S DISEASE
D107300	HAEMOGLOBIN-C DISEASE
D107400	HAEMOGLOBIN-D DISEASE
D107500	HAEMOGLOBIN-E DISEASE
D107600	HAEMOGLOBIN ZURICH DISEASE

D107700	HAEMOGLOBIN-H DISEASE
D10y.00	OTHER SPECIFIED HEREDITARY HAEMOLYTIC ANAEMIAS
D10y000	STOMATOCYTOSIS
D10yz00	OTHER SPECIFIED HEREDITARY HAEMOLYTIC ANAEMIA NOS
D10z.00	HEREDITARY HAEMOLYTIC ANAEMIA NOS
D11..00	ACQUIRED HAEMOLYTIC ANAEMIAS
D110.00	AUTOIMMUNE HAEMOLYTIC ANAEMIAS
D110.11	COOMBS POSITIVE HAEMOLYSIS
D110000	PRIMARY COLD-TYPE HAEMOLYTIC ANAEMIA
D110100	PRIMARY WARM-TYPE HAEMOLYTIC ANAEMIA
D110200	SECONDARY COLD-TYPE HAEMOLYTIC ANAEMIA
D110300	SECONDARY WARM-TYPE HAEMOLYTIC ANAEMIA
D110400	DRUG-INDUCED AUTOIMMUNE HAEMOLYTIC ANAEMIA
D110z00	AUTOIMMUNE HAEMOLYTIC ANAEMIA NOS
D111.00	NON-AUTOIMMUNE HAEMOLYTIC ANAEMIA
D111000	MECHANICAL HAEMOLYTIC ANAEMIA
D111100	MICROANGIOPATHIC HAEMOLYTIC ANAEMIA
D111200	TOXIC HAEMOLYTIC ANAEMIA
D111300	HAEMOLYTIC-URAEMIC SYNDROME
D111400	DRUG-INDUCED HAEMOLYTIC ANAEMIA
D111500	INFECTIVE HAEMOLYTIC ANAEMIA
D111y00	OTHER SPECIFIED NON-AUTOIMMUNE HAEMOLYTIC ANAEMIA
D111z00	NON-AUTOIMMUNE HAEMOLYTIC ANAEMIA NOS
D112z12	ACQUIRED HAEMOLYTIC ANAEMIA WITH HAEMOGLOBINURIA NEC
D11z.00	ACQUIRED HAEMOLYTIC ANAEMIA NOS
D11z000	ACQUIRED SPHEROCYTOSIS
D11z100	PYKNOCYTOSIS, INFANTILE
D1y..00	OTHER SPECIFIED HAEMOLYTIC ANAEMIAS
D1z..00	HAEMOLYTIC ANAEMIAS NOS
D2...00	APLASTIC AND OTHER ANAEMIAS
D20..00	APLASTIC ANAEMIA
D200.00	CONSTITUTIONAL APLASTIC ANAEMIA
D200.12	PANCYTOPENIA WITH MALFORMATIONS
D200.13	BLACKFAN - DIAMOND SYNDROME
D200.15	HYPOPLASTIC ANAEMIA - FAMILIAL
D200000	CONGENITAL HYPOPLASTIC ANAEMIA
D200011	CONSTITUTIONAL APLASTIC ANAEMIA WITHOUT MALFORMATION
D200100	FANCONI'S FAMILIAL REFRACTORY ANAEMIA
D200111	FANCONI'S HYPOPLASTIC ANAEMIA
D200200	CONSTITUTIONAL APLASTIC ANAEMIA WITH MALFORMATION
D200211	PANCYTOPENIA-DYSMELIA
D200300	CONSTITUTIONAL RED CELL APLASIA AND HYPOPLASIA
D200311	BLACKFAN - DIAMOND SYNDROME
D200312	CONGENITAL PURE RED CELL APLASIA
D200313	CONSTITUTIONAL RED CELL HYPOPLASIA
D200314	CONGENITAL RED CELL HYPOPLASIA
D200400	ERYTHROGENESIS IMPERFECTA
D200y00	OTHER SPECIFIED CONSTITUTIONAL APLASTIC ANAEMIA
D200z00	CONSTITUTIONAL APLASTIC ANAEMIA NOS
D201.00	ACQUIRED APLASTIC ANAEMIA
D201.11	NORMOCYTIC ANAEMIA DUE TO APLASIA
D201000	APLASTIC ANAEMIA DUE TO CHRONIC DISEASE
D201100	APLASTIC ANAEMIA DUE TO DRUGS
D201111	HYPOPLASTIC ANAEMIA DUE TO DRUG OR CHEMICAL SUBSTANCE
D201200	APLASTIC ANAEMIA DUE TO INFECTION

D201211	HYPOPLASTIC ANAEMIA DUE TO INFECTION
D201300	APLASTIC ANAEMIA DUE TO RADIATION
D201311	RADIATION APLASTIC ANAEMIA
D201312	HYPOPLASTIC ANAEMIA DUE TO RADIATION
D201400	APLASTIC ANAEMIA DUE TO TOXIC CAUSE
D201411	TOXIC APLASTIC ANAEMIA
D201412	HYPOPLASTIC ANAEMIA DUE TO TOXIC CAUSE
D201500	PANCYTOPENIA - ACQUIRED
D201600	PANCYTOPENIA NOS
D201611	PANCYTOPENIA WITH MALFORMATION
D201612	PANCYTOPENIA WITH PANCREATITIS
D201700	TRANSIENT HYPOPLASTIC ANAEMIA
D201800	[X]PURE RED CELL APLASIA
D201z00	ACQUIRED APLASTIC ANAEMIA NOS
D201z11	PURE RED CELL APLASIA, ACQUIRED
D201z12	RED CELL HYPOPLASIA
D201z13	SECONDARY RED CELL HYPOPLASIA NEC
D201z14	SECONDARY RED CELL APLASIA NEC
D202.00	CHRONIC ACQUIRED PURE RED CELL APLASIA
D203.00	TRANSIENT ACQUIRED PURE RED CELL APLASIA
D203000	TRANSIENT ERYTHROBLASTOPENIA OF CHILDHOOD
D204.00	IDIOPATHIC APLASTIC ANAEMIA
D20X.00	ACQUIRED PURE RED CELL APLASIA, UNSPECIFIED
D20z.00	APLASTIC ANAEMIA NOS
D21..00	OTHER AND UNSPECIFIED ANAEMIAS
D210.00	SIDEROBLASTIC ANAEMIA
D210000	CONGENITAL SIDEROBLASTIC ANAEMIA
D210100	ACQUIRED SIDEROBLASTIC ANAEMIA
D210200	PYRIDOXINE-RESPONSIVE SIDEROBLASTIC ANAEMIA
D210300	SECONDARY SIDEROBLASTIC ANAEMIA DUE TO DISEASE
D210400	SECONDARY SIDEROBLASTIC ANAEMIA DUE TO DRUGS AND TOXINS
D210z00	SIDEROBLASTIC ANAEMIA NOS
D211.00	ACUTE POSTHAEMORRHAGIC ANAEMIA
D211.11	NORMOCYTIC ANAEMIA FOLLOWING ACUTE BLEED
D212.00	ANAEMIA IN NEOPLASTIC DISEASE
D212000	ANAEMIA IN OVARIAN CARCINOMA
D213.00	REFRACTORY ANAEMIA
D214.00	CHRONIC ANAEMIA
D215.00	ANAEMIA SECONDARY TO RENAL FAILURE
D215000	ANAEMIA SECONDARY TO CHRONIC RENAL FAILURE
D21y.00	OTHER SPECIFIED ANAEMIAS
D21y.11	VON JAKSCH'S ANAEMIA
D21y000	CONGENITAL DYSHAEMATOPOIETIC ANAEMIA
D21y011	CONGENITAL DYSERYTHROPOIETIC ANAEMIA
D21y012	CONGENITAL DYSERYTHROPOIETIC NEC
D21y200	LEUKOERYTHROBLASTIC ANAEMIA
D21y300	HEREDITARY ERYTHROBLAST MULTINUCLEARITY + POSITIVE ACID TEST
D21yy00	OTHER SPECIFIED OTHER ANAEMIA
D21yz00	OTHER SPECIFIED ANAEMIA NOS
D21z.00	ANAEMIA UNSPECIFIED
D21z.11	SECONDARY ANAEMIA NOS
D21z.12	NORMOCYTIC ANAEMIA DUE TO UNSPECIFIED CAUSE
D21z.13	MACROCYTIC ANAEMIA OF UNSPECIFIED CAUSE
D2y..00	OTHER SPECIFIED ANAEMIAS
D2z..00	OTHER ANAEMIAS NOS

Dyu0.00	[X]NUTRITIONAL ANAEMIAS
Dyu0000	[X]OTHER IRON DEFICIENCY ANAEMIAS
Dyu0100	[X]OTHER DIETARY VITAMIN B12 DEFICIENCY ANAEMIA
Dyu0200	[X]OTHER VITAMIN B12 DEFICIENCY ANAEMIAS
Dyu0300	[X]OTHER FOLATE DEFICIENCY ANAEMIAS
Dyu0400	[X]OTHER MEGALOBlastic ANAEMIAS, NOT ELSEWHERE CLASSIFIED
Dyu0500	[X]ANAEM(NONMEGALOBlastic)ASSOC+OTH SPECIFD NUTRITION DEFICIENS
Dyu0600	[X]VITAMIN B12 DEFICIENCY ANAEMIA, UNSPECIFIED
Dyu1.00	[X]HAEMOLYTIC ANAEMIAS
Dyu1000	[X]OTHER ANAEMIAS DUE TO ENZYME DISORDERS
Dyu1100	[X]OTHER THALASSAEMIAS
Dyu1200	[X]OTHER SICKLE-CELL DISORDERS
Dyu1400	[X]OTHER SPECIFIED HEREDITARY HAEMOLYTIC ANAEMIAS
Dyu1500	[X]OTHER AUTOIMMUNE HAEMOLYTIC ANAEMIAS
Dyu1600	[X]OTHER NONAUTOIMMUNE HAEMOLYTIC ANAEMIAS
Dyu1700	[X]OTHER ACQUIRED HAEMOLYTIC ANAEMIAS
Dyu2.00	[X]APLastic AND OTHER ANAEMIAS
Dyu2000	[X]OTHER ACQUIRED PURE RED CELL APLASIAS
Dyu2100	[X]OTHER SPECIFIED APLastic ANAEMIAS
Dyu2200	[X]ANAEMIA IN OTHER CHRONIC DISEASES CLASSIFIED ELSEWHERE
Dyu2300	[X]OTHER SIDEROBlastic ANAEMIAS
Dyu2400	[X]OTHER SPECIFIED ANAEMIAS
Dyu2500	[X]ACQUIRED PURE RED CELL APLASIA, UNSPECIFIED

Table 42. Epilepsies/Seizures

(Value labels: yes or no. Reference category: No)

Please see codes under [Annex II, Table 5](#), Indication of Benzodiazepines.

Table 43. Syncope

Value labels: yes or no. Reference category: No

ICPC codes	
A06	Syncope
ICD-10	
R55 x	Syncope and collapse
READ codes	
1B6..12	SYNCOPE SYMPTOM
1B6..13	VASOVAGAL SYMPTOM
1B62.00	SYNCOPE/VASOVAGAL FAINT
2244	O/E - COLLAPSE - SYNCOPE
G33z200	SYNCOPE ANGINOSA
R002.00	[D]SYNCOPE AND COLLAPSE
R002.11	[D]SYNCOPE
R002000	[D]BLACKOUT
R002200	[D]VASOVAGAL ATTACK
R002300	[D]COLLAPSE
R002400	[D]MICTURITION SYNCOPE
R002500	[D]DEFAECATION SYNCOPE

R002600	[D]ASYSTOLIC VASOVAGAL SYNCOPE
R002700	[D]DROP ATTACK
R002z00	[D]SYNCOPE AND COLLAPSE NOS
R062000	[D]COUGH SYNCOPE
SN21.00	HEAT SYNCOPE OR COLLAPSE
SN21.11	COLLAPSE - HEAT
SN21.12	HEAT SYNCOPE OR COLLAPSE

Table 44. Ischaemic heart disease

Value labels: yes or no. Reference category: No

ICPC codes	
K74	Ischaemic heart disease with angina
K75	Acute Myocardial Infarction
K76	Ischaemic heart disease without angina
ICD-10 codes	
I20-I25	Ischaemic heart diseases
READ codes	
G3...00	ISCHAEMIC HEART DISEASE
G3...11	ARTERIOSCLEROTIC HEART DISEASE
G3...12	ATHEROSCLEROTIC HEART DISEASE
G3...13	IHD - ISCHAEMIC HEART DISEASE
G30..00	ACUTE MYOCARDIAL INFARCTION
G30..11	ATTACK - HEART
G30..12	CORONARY THROMBOSIS
G30..13	CARDIAC RUPTURE FOLLOWING MYOCARDIAL INFARCTION (MI)
G30..14	HEART ATTACK
G30..15	MI - ACUTE MYOCARDIAL INFARCTION
G30..16	THROMBOSIS - CORONARY
G30..17	SILENT MYOCARDIAL INFARCTION
G300.00	ACUTE ANTEROLATERAL INFARCTION
G301.00	OTHER SPECIFIED ANTERIOR MYOCARDIAL INFARCTION
G301000	ACUTE ANTEROAPICAL INFARCTION
G301100	ACUTE ANTEROSEPTAL INFARCTION
G301z00	ANTERIOR MYOCARDIAL INFARCTION NOS
G302.00	ACUTE INFEROLATERAL INFARCTION
G303.00	ACUTE INFEROPOSTERIOR INFARCTION
G304.00	POSTERIOR MYOCARDIAL INFARCTION NOS
G305.00	LATERAL MYOCARDIAL INFARCTION NOS
G306.00	TRUE POSTERIOR MYOCARDIAL INFARCTION
G307.00	ACUTE SUBENDOCARDIAL INFARCTION
G307000	ACUTE NON-Q WAVE INFARCTION
G307100	ACUTE NON-ST SEGMENT ELEVATION MYOCARDIAL INFARCTION
G308.00	INFERIOR MYOCARDIAL INFARCTION NOS
G309.00	ACUTE Q-WAVE INFARCT
G30A.00	MURAL THROMBOSIS
G30B.00	ACUTE POSTEROLATERAL MYOCARDIAL INFARCTION
G30X.00	ACUTE TRANSMURAL MYOCARDIAL INFARCTION OF UNSPECIF SITE
G30X000	ACUTE ST SEGMENT ELEVATION MYOCARDIAL INFARCTION
G30y.00	OTHER ACUTE MYOCARDIAL INFARCTION
G30y000	ACUTE ATRIAL INFARCTION

G30y100	ACUTE PAPILLARY MUSCLE INFARCTION
G30y200	ACUTE SEPTAL INFARCTION
G30yz00	OTHER ACUTE MYOCARDIAL INFARCTION NOS
G30z.00	ACUTE MYOCARDIAL INFARCTION NOS
G31..00	OTHER ACUTE AND SUBACUTE ISCHAEMIC HEART DISEASE
G310.00	POSTMYOCARDIAL INFARCTION SYNDROME
G310.11	DRESSLER'S SYNDROME
G311.00	PREINFARCTION SYNDROME
G311.11	CRESCENDO ANGINA
G311.12	IMPENDING INFARCTION
G311.13	UNSTABLE ANGINA
G311.14	ANGINA AT REST
G311000	MYOCARDIAL INFARCTION ABORTED
G311011	MI - MYOCARDIAL INFARCTION ABORTED
G311100	UNSTABLE ANGINA
G311200	ANGINA AT REST
G311300	REFRACTORY ANGINA
G311400	WORSENING ANGINA
G311500	ACUTE CORONARY SYNDROME
G311z00	PREINFARCTION SYNDROME NOS
G312.00	CORONARY THROMBOSIS NOT RESULTING IN MYOCARDIAL INFARCTION
G31y.00	OTHER ACUTE AND SUBACUTE ISCHAEMIC HEART DISEASE
G31y000	ACUTE CORONARY INSUFFICIENCY
G31y100	MICROINFARCTION OF HEART
G31y200	SUBENDOCARDIAL ISCHAEMIA
G31y300	TRANSIENT MYOCARDIAL ISCHAEMIA
G31yz00	OTHER ACUTE AND SUBACUTE ISCHAEMIC HEART DISEASE NOS
G32..00	OLD MYOCARDIAL INFARCTION
G32..11	HEALED MYOCARDIAL INFARCTION
G32..12	PERSONAL HISTORY OF MYOCARDIAL INFARCTION
G33..00	ANGINA PECTORIS
G330.00	ANGINA DECUBITUS
G330000	NOCTURNAL ANGINA
G330z00	ANGINA DECUBITUS NOS
G331.00	PRINZMETAL'S ANGINA
G331.11	VARIANT ANGINA PECTORIS
G332.00	CORONARY ARTERY SPASM
G33z.00	ANGINA PECTORIS NOS
G33z000	STATUS ANGINOSUS
G33z100	STENOCARDIA
G33z200	SYNCOPE ANGINOSA
G33z300	ANGINA ON EFFORT
G33z400	ISCHAEMIC CHEST PAIN
G33z500	POST INFARCT ANGINA
G33z600	NEW ONSET ANGINA
G33z700	STABLE ANGINA
G33zz00	ANGINA PECTORIS NOS
G34..00	OTHER CHRONIC ISCHAEMIC HEART DISEASE
G340.00	CORONARY ATHEROSCLEROSIS
G340.11	TRIPLE VESSEL DISEASE OF THE HEART
G340.12	CORONARY ARTERY DISEASE
G340000	SINGLE CORONARY VESSEL DISEASE
G340100	DOUBLE CORONARY VESSEL DISEASE
G341.00	ANEURYSM OF HEART
G341.11	CARDIAC ANEURYSM

G341000	VENTRICULAR CARDIAC ANEURYSM
G341100	OTHER CARDIAC WALL ANEURYSM
G341111	MURAL CARDIAC ANEURYSM
G341200	ANEURYSM OF CORONARY VESSELS
G341300	ACQUIRED ATRIOVENTRICULAR FISTULA OF HEART
G341z00	ANEURYSM OF HEART NOS
G342.00	ATHEROSCLEROTIC CARDIOVASCULAR DISEASE
G343.00	ISCHAEMIC CARDIOMYOPATHY
G344.00	SILENT MYOCARDIAL ISCHAEMIA
G34y.00	OTHER SPECIFIED CHRONIC ISCHAEMIC HEART DISEASE
G34y000	CHRONIC CORONARY INSUFFICIENCY
G34y100	CHRONIC MYOCARDIAL ISCHAEMIA
G34yz00	OTHER SPECIFIED CHRONIC ISCHAEMIC HEART DISEASE NOS
G34z.00	OTHER CHRONIC ISCHAEMIC HEART DISEASE NOS
G34z000	ASYMPTOMATIC CORONARY HEART DISEASE
G35..00	SUBSEQUENT MYOCARDIAL INFARCTION
G350.00	SUBSEQUENT MYOCARDIAL INFARCTION OF ANTERIOR WALL
G351.00	SUBSEQUENT MYOCARDIAL INFARCTION OF INFERIOR WALL
G353.00	SUBSEQUENT MYOCARDIAL INFARCTION OF OTHER SITES
G35X.00	SUBSEQUENT MYOCARDIAL INFARCTION OF UNSPECIFIED SITE
G36..00	CERTAIN CURRENT COMPLICATION FOLLOW ACUTE MYOCARDIAL INFARCT
G360.00	HAEMOPERICARDIUM/CURRENT COMP FOLOW ACUT MYOCARD INFARCT
G361.00	ATRIAL SEPTAL DEFECT/CURR COMP FOLOW ACUT MYOCARDAL INFARCT
G362.00	VENTRIC SEPTAL DEFECT/CURR COMP FOL ACUT MYOCARDAL INFARCTN
G363.00	RUPTUR CARDIAC WALL W'OUT HAEMOPERICARD/CUR COMP FOL AC MI
G364.00	RUPTUR CHORDAE TENDINAE/CURR COMP FOL ACUTE MYOCARD INFARCT
G365.00	RUPTURE PAPILLARY MUSCLE/CURR COMP FOL ACUTE MYOCARD INFARCT
G366.00	THROMBOSIS ATRIUM,AURIC APPEND&VENT/CURR COMP FOLL ACUTE MI
G37..00	CARDIAC SYNDROME X
G38..00	POSTOPERATIVE MYOCARDIAL INFARCTION
G380.00	POSTOPERATIVE TRANSMURAL MYOCARDIAL INFARCTION ANTERIOR WALL
G381.00	POSTOPERATIVE TRANSMURAL MYOCARDIAL INFARCTION INFERIOR WALL
G382.00	POSTOPERATIVE TRANSMURAL MYOCARDIAL INFARCTION OTHER SITES
G383.00	POSTOPERATIVE TRANSMURAL MYOCARDIAL INFARCTION UNSPEC SITE
G384.00	POSTOPERATIVE SUBENDOCARDIAL MYOCARDIAL INFARCTION
G38z.00	POSTOPERATIVE MYOCARDIAL INFARCTION, UNSPECIFIED
G3y..00	OTHER SPECIFIED ISCHAEMIC HEART DISEASE
G3z..00	ISCHAEMIC HEART DISEASE NOS
662K.00	ANGINA CONTROL
662K000	ANGINA CONTROL - GOOD
662K100	ANGINA CONTROL - POOR
662K200	ANGINA CONTROL - IMPROVING
662K300	ANGINA CONTROL - WORSENING
662Kz00	ANGINA CONTROL NOS
Gyu3100	[X]OTHER CURRENT COMPLICATNS FOLLOWING ACUTE MYOCARD INFARCT
Gyu3400	[X]ACUTE TRANSMURAL MYOCARDIAL INFARCTION OF UNSPECIF SITE
Gyu3500	[X]SUBSEQUENT MYOCARDIAL INFARCTION OF OTHER SITES
Gyu3600	[X]SUBSEQUENT MYOCARDIAL INFARCTION OF UNSPECIFIED SITE

Table 45. Cerebrovascular disease

Value labels: yes or no. Reference category: No

ICPC codes	
------------	--

K90	Stroke/Cerebrovascular accident
K91	Cerebrovascular Disease
ICD-10 codes	
G46	Vascular syndromes of brain in cerebrovascular diseases
I60	Nontraumatic subarachnoid hemorrhage
I61	Nontraumatic intracerebral hemorrhage
I62	Other and unspecified nontraumatic intracranial hemorrhage
I63	Cerebral infarction
I65	Occlusion and stenosis of precerebral arteries, not resulting in cerebral infarction
I66	Occlusion and stenosis of cerebral arteries, not resulting in cerebral infarction
I67	Other cerebrovascular diseases
I68	Cerebrovascular disorders in diseases classified elsewhere
I69	Sequelae of cerebrovascular disease
READ codes	
G6...00	CEREBROVASCULAR DISEASE
G60..00	SUBARACHNOID HAEMORRHAGE
G600.00	RUPTURED BERRY ANEURYSM
G601.00	SUBARACHNOID HAEMORRHAGE FROM CAROTID SIPHON AND BIFURCATION
G602.00	SUBARACHNOID HAEMORRHAGE FROM MIDDLE CEREBRAL ARTERY
G603.00	SUBARACHNOID HAEMORRHAGE FROM ANTERIOR COMMUNICATING ARTERY
G604.00	SUBARACHNOID HAEMORRHAGE FROM POSTERIOR COMMUNICATING ARTERY
G605.00	SUBARACHNOID HAEMORRHAGE FROM BASILAR ARTERY
G606.00	SUBARACHNOID HAEMORRHAGE FROM VERTEBRAL ARTERY
G60X.00	SUBARACHNOID HAEMORRH FROM INTRACRANIAL ARTERY, UNSPECIF
G60z.00	SUBARACHNOID HAEMORRHAGE NOS
G61..00	INTRACEREBRAL HAEMORRHAGE
G61..11	CVA - CEREBROVASCULAR ACCID DUE TO INTRACEREBRAL HAEMORRHAGE
G61..12	STROKE DUE TO INTRACEREBRAL HAEMORRHAGE
G610.00	CORTICAL HAEMORRHAGE
G611.00	INTERNAL CAPSULE HAEMORRHAGE
G612.00	BASAL NUCLEUS HAEMORRHAGE
G613.00	CEREBELLAR HAEMORRHAGE
G614.00	PONTINE HAEMORRHAGE
G615.00	BULBAR HAEMORRHAGE
G616.00	EXTERNAL CAPSULE HAEMORRHAGE
G617.00	INTRACEREBRAL HAEMORRHAGE, INTRAVENTRICULAR
G618.00	INTRACEREBRAL HAEMORRHAGE, MULTIPLE LOCALIZED
G61X.00	INTRACEREBRAL HAEMORRHAGE IN HEMISPHERE, UNSPECIFIED
G61X000	LEFT SIDED INTRACEREBRAL HAEMORRHAGE, UNSPECIFIED
G61X100	RIGHT SIDED INTRACEREBRAL HAEMORRHAGE, UNSPECIFIED
G61z.00	INTRACEREBRAL HAEMORRHAGE NOS
G62..00	OTHER AND UNSPECIFIED INTRACRANIAL HAEMORRHAGE
G620.00	EXTRADURAL HAEMORRHAGE - NONTRAUMATIC
G621.00	SUBDURAL HAEMORRHAGE - NONTRAUMATIC
G622.00	SUBDURAL HAEMATOMA - NONTRAUMATIC
G623.00	SUBDURAL HAEMORRHAGE NOS
G62z.00	INTRACRANIAL HAEMORRHAGE NOS
G63..00	PRECEREBRAL ARTERIAL OCCLUSION
G63..11	INFARCTION - PRECEREBRAL
G63..12	STENOSIS OF PRECEREBRAL ARTERIES
G630.00	BASILAR ARTERY OCCLUSION
G631.00	CAROTID ARTERY OCCLUSION
G631.11	STENOSIS, CAROTID ARTERY

G631.12	THROMBOSIS, CAROTID ARTERY
G632.00	VERTEBRAL ARTERY OCCLUSION
G633.00	MULTIPLE AND BILATERAL PRECEREBRAL ARTERIAL OCCLUSION
G634.00	CAROTID ARTERY STENOSIS
G63y.00	OTHER PRECEREBRAL ARTERY OCCLUSION
G63y000	CEREBRAL INFARCT DUE TO THROMBOSIS OF PRECEREBRAL ARTERIES
G63y100	CEREBRAL INFARCTION DUE TO EMBOLISM OF PRECEREBRAL ARTERIES
G63z.00	PRECEREBRAL ARTERY OCCLUSION NOS
G64..00	CEREBRAL ARTERIAL OCCLUSION
G64..11	CVA - CEREBRAL ARTERY OCCLUSION
G64..12	INFARCTION - CEREBRAL
G64..13	STROKE DUE TO CEREBRAL ARTERIAL OCCLUSION
G640.00	CEREBRAL THROMBOSIS
G640000	CEREBRAL INFARCTION DUE TO THROMBOSIS OF CEREBRAL ARTERIES
G641.00	CEREBRAL EMBOLISM
G641.11	CEREBRAL EMBOLUS
G641000	CEREBRAL INFARCTION DUE TO EMBOLISM OF CEREBRAL ARTERIES
G64z.00	CEREBRAL INFARCTION NOS
G64z.11	BRAINSTEM INFARCTION NOS
G64z.12	CEREBELLAR INFARCTION
G64z000	BRAINSTEM INFARCTION
G64z100	WALLENBERG SYNDROME
G64z111	LATERAL MEDULLARY SYNDROME
G64z200	LEFT SIDED CEREBRAL INFARCTION
G64z300	RIGHT SIDED CEREBRAL INFARCTION
G64z400	INFARCTION OF BASAL GANGLIA
G65..00	TRANSIENT CEREBRAL ISCHAEMIA
G65..11	DROP ATTACK
G65..12	TRANSIENT ISCHAEMIC ATTACK
G65..13	VERTEBRO-BASILAR INSUFFICIENCY
G650.00	BASILAR ARTERY SYNDROME
G650.11	INSUFFICIENCY - BASILAR ARTERY
G651.00	VERTEBRAL ARTERY SYNDROME
G651000	VERTEBRO-BASILAR ARTERY SYNDROME
G652.00	SUBCLAVIAN STEAL SYNDROME
G653.00	CAROTID ARTERY SYNDROME HEMISPHERIC
G654.00	MULTIPLE AND BILATERAL PRECEREBRAL ARTERY SYNDROMES
G655.00	TRANSIENT GLOBAL AMNESIA
G656.00	VERTEBROBASILAR INSUFFICIENCY
G65y.00	OTHER TRANSIENT CEREBRAL ISCHAEMIA
G65z.00	TRANSIENT CEREBRAL ISCHAEMIA NOS
G65z000	IMPENDING CEREBRAL ISCHAEMIA
G65z100	INTERMITTENT CEREBRAL ISCHAEMIA
G65zz00	TRANSIENT CEREBRAL ISCHAEMIA NOS
G66..00	STROKE AND CEREBROVASCULAR ACCIDENT UNSPECIFIED
G66..11	CVA UNSPECIFIED
G66..12	STROKE UNSPECIFIED
G66..13	CVA - CEREBROVASCULAR ACCIDENT UNSPECIFIED
G660.00	MIDDLE CEREBRAL ARTERY SYNDROME
G661.00	ANTERIOR CEREBRAL ARTERY SYNDROME
G662.00	POSTERIOR CEREBRAL ARTERY SYNDROME
G663.00	BRAIN STEM STROKE SYNDROME
G664.00	CEREBELLAR STROKE SYNDROME
G665.00	PURE MOTOR LACUNAR SYNDROME
G666.00	PURE SENSORY LACUNAR SYNDROME

G667.00	LEFT SIDED CVA
G668.00	RIGHT SIDED CVA
G669.00	CEREBRAL PALSY, NOT CONGENITAL OR INFANTILE, ACUTE
G67..00	OTHER CEREBROVASCULAR DISEASE
G670.00	CEREBRAL ATHEROSCLEROSIS
G670.11	PRECEREBRAL ATHEROSCLEROSIS
G671.00	GENERALISED ISCHAEMIC CEREBROVASCULAR DISEASE NOS
G671000	ACUTE CEREBROVASCULAR INSUFFICIENCY NOS
G671100	CHRONIC CEREBRAL ISCHAEMIA
G671z00	GENERALISED ISCHAEMIC CEREBROVASCULAR DISEASE NOS
G672.00	HYPERTENSIVE ENCEPHALOPATHY
G672.11	HYPERTENSIVE CRISIS
G673.00	CEREBRAL ANEURYSM, NONRUPTURED
G673000	DISSECTION OF CEREBRAL ARTERIES, NONRUPTURED
G673100	CAROTICO-CAVERNOUS SINUS FISTULA
G673200	CAROTID ARTERY DISSECTION
G673300	VERTEBRAL ARTERY DISSECTION
G674.00	CEREBRAL ARTERITIS
G674000	CEREBRAL AMYLOID ANGIOPATHY
G675.00	MOYAMOYA DISEASE
G676.00	NONPYOGENIC VENOUS SINUS THROMBOSIS
G676000	CEREB INFARCT DUE CEREBRAL VENOUS THROMBOSIS, NONPYOGENIC
G677.00	OCCLUSION/STENOSIS CEREBRAL ARTS NOT RESULT CEREBRAL INFARCT
G677000	OCCLUSION AND STENOSIS OF MIDDLE CEREBRAL ARTERY
G677100	OCCLUSION AND STENOSIS OF ANTERIOR CEREBRAL ARTERY
G677200	OCCLUSION AND STENOSIS OF POSTERIOR CEREBRAL ARTERY
G677300	OCCLUSION AND STENOSIS OF CEREBELLAR ARTERIES
G677400	OCCLUSION+STENOSIS OF MULTIPLE AND BILAT CEREBRAL ARTERIES
G678.00	CEREB AUTOSOM DOMINANT ARTERIOP SUBCORT INFARCTS LEUKOENCEPH
G679.00	SMALL VESSEL CEREBROVASCULAR DISEASE
G67y.00	OTHER CEREBROVASCULAR DISEASE OS
G67z.00	OTHER CEREBROVASCULAR DISEASE NOS
G68..00	LATE EFFECTS OF CEREBROVASCULAR DISEASE
G680.00	SEQUELAE OF SUBARACHNOID HAEMORRHAGE
G681.00	SEQUELAE OF INTRACEREBRAL HAEMORRHAGE
G682.00	SEQUELAE OF OTHER NONTRAUMATIC INTRACRANIAL HAEMORRHAGE
G683.00	SEQUELAE OF CEREBRAL INFARCTION
G68W.00	SEQUELAE/OTHER + UNSPECIFIED CEREBROVASCULAR DISEASES
G68X.00	SEQUELAE OF STROKE,NOT SPECFD AS H'MORRHAGE OR INFARCTION
G6W..00	CEREB INFARCT DUE UNSP OCCLUS/STENOS PRECEREBR ARTERIES
G6X..00	CEREBRL INFARCTN DUE/UNSPCF OCCLUSN OR STEN/CEREBRL ARTRS
G6y..00	OTHER SPECIFIED CEREBROVASCULAR DISEASE
G6z..00	CEREBROVASCULAR DISEASE NOS

Table 46. Malignant neoplasma

Value labels: yes or no. Reference category: No

ICPC codes	
A79	Malignancy NOS
B72	Hodgkin's disease/lymphoma
B73	Leukaemia
B74	Malignant neoplasm blood other

D74	Malignant neoplasm stomach
D75	Malignant neoplasm colon/rectum
D76	Malignant neoplasm pancreas
D77	Malignant neoplasm digest other/NOS
F74	Neoplasm of the eye/adnexa
H75	Neoplasm of ear
K72	Neoplasm cardiovascular
L71	Malignant neoplasm musculoskeletal
N74	Malignant neoplasm nervous system
R84	Malignant neoplasm bronchus/lung
R85	Malignant neoplasm respiratory, other
S77	Malignant neoplasm of the skin
T71	Malignant neoplasm thyroid
U75	Malignant neoplasm of kidney
U76	Malignant neoplasm of bladder
U77	Malignant neoplasm urinary other
W72	Malignant neoplasm relate to pregnancy
X75	Malignant neoplasm cervix
X76	Malignant neoplasm breast female
X77	Malignant neoplasm genital other (f)
Y77	Malignant neoplasm prostate
Y78	Malignant neoplasm male genital other
ICPC/ICD-10	Corresponding ICD-10 codes
(ATC=A79)	C38.1, C38.2, C38.3, C38.8, C45.7, C45.9, C46.7, C46.8, C46.9, C76, C78, C79, C80, C97, D09.7, D09.9
(ATC=B72)	C81, C82, C83, C84, C85
(ATC=B73)	C91, C92, C93, C94, C95
(ATC=B74)	C37, C46.3, C77, C88, C90, C96
(ATC=D74)	C16
(ATC=D75)	C18, C19, C20, C21
(ATC=D76)	C25
(ATC=D77)	C00, C01, C02, C03, C04, C05, C06, C07, C08, C14.8, C15, C17, C22, C23, C24, C26, C45.1, C46.2, C48
(ATC=F74)	C69, D09.2, D31, D48.7
(ATC=H75)	C30.1, D48.9
(ATC=K72)	C38.0, C45.2, D15.1, D15.2, D48.7
(ATC=L71)	C40, C41, C49
(ATC=N74)	C47, C70, C71, C72
(ATC=R84)	C33, C34
(ATC=R85)	C09, C10, C11, C12, C13, C14.0, C14.2, C30.0, C31, C32, C38.4, C39, C45.0
(ATC=S77)	C43, C44, C46.0, C46.1
(ATC=T71)	C73
(ATC=U75)	C64, C65
(ATC=U76)	C67
(ATC=U77)	C66, C68
(ATC=W72)	C58
(ATC=X75)	C53, D06
(ATC=X76)	C50
(ATC=X77)	C51, C52, C54, C55, C56, C57
(ATC=Y77)	C61
(ATC=Y78)	C50, C60, C62, C63
READ	Corresponding ICD-10 codes
100..00	CANCER CONFIRMED
4D56.00	PLEURAL FLUID: MALIGNANT CELLS
4E33.00	SPUTUM: MALIGNANT CELLS

4F32.00	ASCITIC FLUID: MALIGNANT CELLS
4M4..00	FIGO STAGING OF GYNAECOLOGICAL MALIGNANCY
7B2C700	INTRAVESICAL INSTALL CHEMOTHERAPEUTIC AGENT FOR MALIGNANCY
7G03J00	EXCISION OF MELANOMA
7G03K00	EXCISION MALIGNANT SKIN TUMOUR
7G05D00	EXCISION BIOPSY OF BASAL CELL CARCINOMA
8B3p.00	ADMINISTRATION OF CANCER TREATMENT
8BAD000	CANCER CHEMOTHERAPY
8BAV.00	CANCER CARE REVIEW
8BC3.00	CANCER CARE PLAN GIVEN
8BC6.00	CANCER TREATMENT STARTED
8BCF.00	CANCER HOSPITAL TREATMENT COMPLETED
9Ok5.00	CANCER PAIN AND SYMPTOM MANAGEMENT
9Ok6.00	CANCER SHORT TERM HEALTH ASSESSMENT
9Ok7.00	CANCER REHABILITATION AND READAPTION
9Okc.00	PATIENT ON REGIONAL CANCER REGISTER
9Ow1.00	BOWEL CANCER DETECTED BY NATIONAL SCREENING PROGRAMME
A788600	HUMAN IMMUNODEFICIENCY VIRUS WITH SECONDARY CANCERS
A788W00	HIV DISEASE RESULTING IN UNSPECIFIED MALIGNANT NEOPLASM
A789500	HIV DISEASE RESULTING IN KAPOSI'S SARCOMA
A789800	HIV DISEASE RESULTING IN MULTIPLE MALIGNANT NEOPLASMS
AyuC800	[X]HIV DISEASE RESULTING IN OTHER MALIGNANT NEOPLASMS
AyuC900	[X]HIV DISEASE RESULTING IN UNSPECIFIED MALIGNANT NEOPLASM
B....11	CANCERS
B0...00	MALIGNANT NEOPLASM OF LIP, ORAL CAVITY AND PHARYNX
B0...11	CARCINOMA OF LIP, ORAL CAVITY AND PHARYNX
B00..00	MALIGNANT NEOPLASM OF LIP
B00..11	CARCINOMA OF LIP
B000.00	MALIGNANT NEOPLASM OF UPPER LIP, VERMILION BORDER
B000000	MALIGNANT NEOPLASM OF UPPER LIP, EXTERNAL
B000100	MALIGNANT NEOPLASM OF UPPER LIP, LIPSTICK AREA
B000z00	MALIGNANT NEOPLASM OF UPPER LIP, VERMILION BORDER NOS
B001.00	MALIGNANT NEOPLASM OF LOWER LIP, VERMILION BORDER
B001000	MALIGNANT NEOPLASM OF LOWER LIP, EXTERNAL
B001100	MALIGNANT NEOPLASM OF LOWER LIP, LIPSTICK AREA
B001z00	MALIGNANT NEOPLASM OF LOWER LIP, VERMILION BORDER NOS
B002.00	MALIGNANT NEOPLASM OF UPPER LIP, INNER ASPECT
B002000	MALIGNANT NEOPLASM OF UPPER LIP, BUCCAL ASPECT
B002100	MALIGNANT NEOPLASM OF UPPER LIP, FRENULUM
B002200	MALIGNANT NEOPLASM OF UPPER LIP, MUCOSA
B002300	MALIGNANT NEOPLASM OF UPPER LIP, ORAL ASPECT
B002z00	MALIGNANT NEOPLASM OF UPPER LIP, INNER ASPECT NOS
B003.00	MALIGNANT NEOPLASM OF LOWER LIP, INNER ASPECT
B003000	MALIGNANT NEOPLASM OF LOWER LIP, BUCCAL ASPECT
B003100	MALIGNANT NEOPLASM OF LOWER LIP, FRENULUM
B003200	MALIGNANT NEOPLASM OF LOWER LIP, MUCOSA
B003300	MALIGNANT NEOPLASM OF LOWER LIP, ORAL ASPECT
B003z00	MALIGNANT NEOPLASM OF LOWER LIP, INNER ASPECT NOS
B004.00	MALIGNANT NEOPLASM OF LIP UNSPECIFIED, INNER ASPECT
B004000	MALIGNANT NEOPLASM OF LIP UNSPECIFIED, BUCCAL ASPECT
B004100	MALIGNANT NEOPLASM OF LIP UNSPECIFIED, FRENULUM
B004200	MALIGNANT NEOPLASM OF LIP UNSPECIFIED, MUCOSA
B004300	MALIGNANT NEOPLASM OF LIP, ORAL ASPECT
B004z00	MALIGNANT NEOPLASM OF LIP, INNER ASPECT NOS
B005.00	MALIGNANT NEOPLASM OF COMMISSURE OF LIP

B006.00	MALIGNANT NEOPLASM OF OVERLAPPING LESION OF LIP
B007.00	MALIGNANT NEOPLASM OF LIP, UNSPECIFIED
B00y.00	MALIGNANT NEOPLASM OF OTHER SITES OF LIP
B00z.00	MALIGNANT NEOPLASM OF VERMILION BORDER OF LIP UNSPECIFIED
B00z000	MALIGNANT NEOPLASM OF LIP, UNSPECIFIED, EXTERNAL
B00z100	MALIGNANT NEOPLASM OF LIP, UNSPECIFIED, LIPSTICK AREA
B00z200	MALIGNANT NEOPLASM OF LIP, VERMILION BORDER NOS
B01..00	MALIGNANT NEOPLASM OF TONGUE
B010.00	MALIGNANT NEOPLASM OF BASE OF TONGUE
B010.11	MALIGNANT NEOPLASM OF POSTERIOR THIRD OF TONGUE
B010000	MALIGNANT NEOPLASM OF BASE OF TONGUE DORSAL SURFACE
B010z00	MALIGNANT NEOPLASM OF FIXED PART OF TONGUE NOS
B011.00	MALIGNANT NEOPLASM OF DORSAL SURFACE OF TONGUE
B011000	MALIGNANT NEOPLASM OF ANTERIOR 2/3 OF TONGUE DORSAL SURFACE
B011100	MALIGNANT NEOPLASM OF MIDLINE OF TONGUE
B011z00	MALIGNANT NEOPLASM OF DORSUM OF TONGUE NOS
B012.00	MALIGNANT NEOPLASM OF TONGUE, TIP AND LATERAL BORDER
B013.00	MALIGNANT NEOPLASM OF VENTRAL SURFACE OF TONGUE
B013000	MALIGNANT NEOPLASM OF ANTERIOR 2/3 OF TONGUE VENTRAL SURFACE
B013100	MALIGNANT NEOPLASM OF FRENULUM LINGUAE
B013z00	MALIGNANT NEOPLASM OF VENTRAL TONGUE SURFACE NOS
B014.00	MALIGNANT NEOPLASM OF ANTERIOR 2/3 OF TONGUE UNSPECIFIED
B015.00	MALIGNANT NEOPLASM OF TONGUE, JUNCTIONAL ZONE
B016.00	MALIGNANT NEOPLASM OF LINGUAL TONSIL
B017.00	MALIGNANT OVERLAPPING LESION OF TONGUE
B01y.00	MALIGNANT NEOPLASM OF OTHER SITES OF TONGUE
B01z.00	MALIGNANT NEOPLASM OF TONGUE NOS
B02..00	MALIGNANT NEOPLASM OF MAJOR SALIVARY GLANDS
B020.00	MALIGNANT NEOPLASM OF PAROTID GLAND
B021.00	MALIGNANT NEOPLASM OF SUBMANDIBULAR GLAND
B022.00	MALIGNANT NEOPLASM OF SUBLINGUAL GLAND
B023.00	MALIGNANT NEOPLASM, OVERLAPPING LESION OF MAJOR SALIV GLAND
B02y.00	MALIGNANT NEOPLASM OF OTHER MAJOR SALIVARY GLANDS
B02z.00	MALIGNANT NEOPLASM OF MAJOR SALIVARY GLAND NOS
B03..00	MALIGNANT NEOPLASM OF GUM
B030.00	MALIGNANT NEOPLASM OF UPPER GUM
B031.00	MALIGNANT NEOPLASM OF LOWER GUM
B03y.00	MALIGNANT NEOPLASM OF OTHER SITES OF GUM
B03z.00	MALIGNANT NEOPLASM OF GUM NOS
B04..00	MALIGNANT NEOPLASM OF FLOOR OF MOUTH
B040.00	MALIGNANT NEOPLASM OF ANTERIOR PORTION OF FLOOR OF MOUTH
B041.00	MALIGNANT NEOPLASM OF LATERAL PORTION OF FLOOR OF MOUTH
B042.00	MALIGNANT NEOPLASM, OVERLAPPING LESION OF FLOOR OF MOUTH
B04y.00	MALIGNANT NEOPLASM OF OTHER SITES OF FLOOR OF MOUTH
B04z.00	MALIGNANT NEOPLASM OF FLOOR OF MOUTH NOS
B05..00	MALIGNANT NEOPLASM OF OTHER AND UNSPECIFIED PARTS OF MOUTH
B050.00	MALIGNANT NEOPLASM OF CHEEK MUCOSA
B050.11	MALIGNANT NEOPLASM OF BUCCAL MUCOSA
B051.00	MALIGNANT NEOPLASM OF VESTIBULE OF MOUTH
B051000	MALIGNANT NEOPLASM OF UPPER BUCCAL SULCUS
B051100	MALIGNANT NEOPLASM OF LOWER BUCCAL SULCUS
B051200	MALIGNANT NEOPLASM OF UPPER LABIAL SULCUS
B051300	MALIGNANT NEOPLASM OF LOWER LABIAL SULCUS
B051z00	MALIGNANT NEOPLASM OF VESTIBULE OF MOUTH NOS
B052.00	MALIGNANT NEOPLASM OF HARD PALATE

B053.00	MALIGNANT NEOPLASM OF SOFT PALATE
B054.00	MALIGNANT NEOPLASM OF UVULA
B055.00	MALIGNANT NEOPLASM OF PALATE UNSPECIFIED
B055000	MALIGNANT NEOPLASM OF JUNCTION OF HARD AND SOFT PALATE
B055100	MALIGNANT NEOPLASM OF ROOF OF MOUTH
B055z00	MALIGNANT NEOPLASM OF PALATE NOS
B056.00	MALIGNANT NEOPLASM OF RETROMOLAR AREA
B05y.00	MALIGNANT NEOPLASM OF OTHER SPECIFIED MOUTH PARTS
B05z.00	MALIGNANT NEOPLASM OF MOUTH NOS
B05z000	KAPOSI'S SARCOMA OF PALATE
B06..00	MALIGNANT NEOPLASM OF OROPHARYNX
B060.00	MALIGNANT NEOPLASM OF TONSIL
B060000	MALIGNANT NEOPLASM OF FAUCIAL TONSIL
B060100	MALIGNANT NEOPLASM OF PALATINE TONSIL
B060200	MALIGNANT NEOPLASM OF OVERLAPPING LESION OF TONSIL
B060z00	MALIGNANT NEOPLASM TONSIL NOS
B061.00	MALIGNANT NEOPLASM OF TONSILLAR FOSSA
B062.00	MALIGNANT NEOPLASM OF TONSILLAR PILLAR
B062000	MALIGNANT NEOPLASM OF FAUCIAL PILLAR
B062100	MALIGNANT NEOPLASM OF GLOSSOPALATINE FOLD
B062200	MALIGNANT NEOPLASM OF PALATOGLOSSAL ARCH
B062300	MALIGNANT NEOPLASM OF PALATOPHARYNGEAL ARCH
B062z00	MALIGNANT NEOPLASM OF TONSILLAR FOSSA NOS
B063.00	MALIGNANT NEOPLASM OF VALLECULA
B064.00	MALIGNANT NEOPLASM OF ANTERIOR EPIGLOTTIS
B064000	MALIGNANT NEOPLASM OF EPIGLOTTIS, FREE BORDER
B064100	MALIGNANT NEOPLASM OF GLOSSOEPIGLOTTIC FOLD
B064z00	MALIGNANT NEOPLASM OF ANTERIOR EPIGLOTTIS NOS
B065.00	MALIGNANT NEOPLASM OF JUNCTIONAL REGION OF EPIGLOTTIS
B066.00	MALIGNANT NEOPLASM OF LATERAL WALL OF OROPHARYNX
B067.00	MALIGNANT NEOPLASM OF POSTERIOR WALL OF OROPHARYNX
B06y.00	MALIGNANT NEOPLASM OF OROPHARYNX, OTHER SPECIFIED SITES
B06y000	MALIGNANT NEOPLASM OF BRANCHIAL CLEFT
B06yz00	MALIGNANT NEOPLASM OF OTHER SPECIFIED SITE OF OROPHARYNX NOS
B06z.00	MALIGNANT NEOPLASM OF OROPHARYNX NOS
B07..00	MALIGNANT NEOPLASM OF NASOPHARYNX
B070.00	MALIGNANT NEOPLASM OF ROOF OF NASOPHARYNX
B071.00	MALIGNANT NEOPLASM OF POSTERIOR WALL OF NASOPHARYNX
B071000	MALIGNANT NEOPLASM OF ADENOID
B071100	MALIGNANT NEOPLASM OF PHARYNGEAL TONSIL
B071z00	MALIGNANT NEOPLASM OF POSTERIOR WALL OF NASOPHARYNX NOS
B072.00	MALIGNANT NEOPLASM OF LATERAL WALL OF NASOPHARYNX
B072000	MALIGNANT NEOPLASM OF PHARYNGEAL RECESS
B072100	MALIGNANT NEOPLASM OF OPENING OF AUDITORY TUBE
B072z00	MALIGNANT NEOPLASM OF LATERAL WALL OF NASOPHARYNX NOS
B073.00	MALIGNANT NEOPLASM OF ANTERIOR WALL OF NASOPHARYNX
B073000	MALIGNANT NEOPLASM OF FLOOR OF NASOPHARYNX
B073100	MALIGNANT NEOPLASM OF NASOPHARYNGEAL SOFT PALATE SURFACE
B073200	MALIGNANT NEOPLASM POSTERIOR MARGIN NASAL SEPTUM AND CHOANAE
B073z00	MALIGNANT NEOPLASM OF ANTERIOR WALL OF NASOPHARYNX NOS
B074.00	MALIGNANT NEOPLASM, OVERLAPPING LESION OF NASOPHARYNX
B07y.00	MALIGNANT NEOPLASM OF OTHER SPECIFIED SITE OF NASOPHARYNX
B07z.00	MALIGNANT NEOPLASM OF NASOPHARYNX NOS
B08..00	MALIGNANT NEOPLASM OF HYPOPHARYNX
B080.00	MALIGNANT NEOPLASM OF POSTCRICOID REGION

B081.00	MALIGNANT NEOPLASM OF PYRIFORM SINUS
B082.00	MALIGNANT NEOPLASM ARYEPIGLOTTIC FOLD, HYPOPHARYNGEAL ASPECT
B083.00	MALIGNANT NEOPLASM OF POSTERIOR PHARYNX
B084.00	MALIGNANT NEOPLASM, OVERLAPPING LESION OF HYPOPHARYNX
B08y.00	MALIGNANT NEOPLASM OF OTHER SPECIFIED HYPOPHARYNGEAL SITE
B08z.00	MALIGNANT NEOPLASM OF HYPOPHARYNX NOS
B0z..00	MALIG NEOP OTHER/ILL-DEFINED SITES LIP, ORAL CAVITY, PHARYNX
B0z0.00	MALIGNANT NEOPLASM OF PHARYNX UNSPECIFIED
B0z1.00	MALIGNANT NEOPLASM OF WALDEYER'S RING
B0z2.00	MALIGNANT NEOPLASM OF LARYNGOPHARYNX
B0zy.00	MALIGNANT NEOPLASM OF OTHER SITES LIP, ORAL CAVITY, PHARYNX
B0zz.00	MALIGNANT NEOPLASM OF LIP, ORAL CAVITY AND PHARYNX NOS
B1...00	MALIGNANT NEOPLASM OF DIGESTIVE ORGANS AND PERITONEUM
B1...11	CARCINOMA OF DIGESTIVE ORGANS AND PERITONEUM
B10..00	MALIGNANT NEOPLASM OF OESOPHAGUS
B100.00	MALIGNANT NEOPLASM OF CERVICAL OESOPHAGUS
B101.00	MALIGNANT NEOPLASM OF THORACIC OESOPHAGUS
B102.00	MALIGNANT NEOPLASM OF ABDOMINAL OESOPHAGUS
B103.00	MALIGNANT NEOPLASM OF UPPER THIRD OF OESOPHAGUS
B104.00	MALIGNANT NEOPLASM OF MIDDLE THIRD OF OESOPHAGUS
B105.00	MALIGNANT NEOPLASM OF LOWER THIRD OF OESOPHAGUS
B106.00	MALIGNANT NEOPLASM, OVERLAPPING LESION OF OESOPHAGUS
B107.00	SIEWERT TYPE I ADENOCARCINOMA
B10y.00	MALIGNANT NEOPLASM OF OTHER SPECIFIED PART OF OESOPHAGUS
B10z.00	MALIGNANT NEOPLASM OF OESOPHAGUS NOS
B10z.11	OESOPHAGEAL CANCER
B11..00	MALIGNANT NEOPLASM OF STOMACH
B11..11	GASTRIC NEOPLASM
B110.00	MALIGNANT NEOPLASM OF CARDIA OF STOMACH
B110000	MALIGNANT NEOPLASM OF CARDIAC ORIFICE OF STOMACH
B110100	MALIGNANT NEOPLASM OF CARDIO-OESOPHAGEAL JUNCTION OF STOMACH
B110111	MALIGNANT NEOPLASM OF GASTRO-OESOPHAGEAL JUNCTION
B110z00	MALIGNANT NEOPLASM OF CARDIA OF STOMACH NOS
B111.00	MALIGNANT NEOPLASM OF PYLORUS OF STOMACH
B111000	MALIGNANT NEOPLASM OF PREPYLORUS OF STOMACH
B111100	MALIGNANT NEOPLASM OF PYLORIC CANAL OF STOMACH
B111z00	MALIGNANT NEOPLASM OF PYLORUS OF STOMACH NOS
B112.00	MALIGNANT NEOPLASM OF PYLORIC ANTRUM OF STOMACH
B113.00	MALIGNANT NEOPLASM OF FUNDUS OF STOMACH
B114.00	MALIGNANT NEOPLASM OF BODY OF STOMACH
B115.00	MALIGNANT NEOPLASM OF LESSER CURVE OF STOMACH UNSPECIFIED
B116.00	MALIGNANT NEOPLASM OF GREATER CURVE OF STOMACH UNSPECIFIED
B117.00	MALIGNANT NEOPLASM, OVERLAPPING LESION OF STOMACH
B118.00	SIEWERT TYPE II ADENOCARCINOMA
B119.00	SIEWERT TYPE III ADENOCARCINOMA
B11y.00	MALIGNANT NEOPLASM OF OTHER SPECIFIED SITE OF STOMACH
B11y000	MALIGNANT NEOPLASM OF ANTERIOR WALL OF STOMACH NEC
B11y100	MALIGNANT NEOPLASM OF POSTERIOR WALL OF STOMACH NEC
B11yz00	MALIGNANT NEOPLASM OF OTHER SPECIFIED SITE OF STOMACH NOS
B11z.00	MALIGNANT NEOPLASM OF STOMACH NOS
B12..00	MALIGNANT NEOPLASM OF SMALL INTESTINE AND DUODENUM
B120.00	MALIGNANT NEOPLASM OF DUODENUM
B121.00	MALIGNANT NEOPLASM OF JEJUNUM
B122.00	MALIGNANT NEOPLASM OF ILEUM
B123.00	MALIGNANT NEOPLASM OF MECKEL'S DIVERTICULUM

B124.00	MALIGNANT NEOPLASM, OVERLAPPING LESION OF SMALL INTESTINE
B12y.00	MALIGNANT NEOPLASM OF OTHER SPECIFIED SITE SMALL INTESTINE
B12z.00	MALIGNANT NEOPLASM OF SMALL INTESTINE NOS
B13..00	MALIGNANT NEOPLASM OF COLON
B130.00	MALIGNANT NEOPLASM OF HEPATIC FLEXURE OF COLON
B131.00	MALIGNANT NEOPLASM OF TRANSVERSE COLON
B132.00	MALIGNANT NEOPLASM OF DESCENDING COLON
B133.00	MALIGNANT NEOPLASM OF SIGMOID COLON
B134.00	MALIGNANT NEOPLASM OF CAECUM
B134.11	CARCINOMA OF CAECUM
B135.00	MALIGNANT NEOPLASM OF APPENDIX
B136.00	MALIGNANT NEOPLASM OF ASCENDING COLON
B137.00	MALIGNANT NEOPLASM OF SPLENIC FLEXURE OF COLON
B138.00	MALIGNANT NEOPLASM, OVERLAPPING LESION OF COLON
B13y.00	MALIGNANT NEOPLASM OF OTHER SPECIFIED SITES OF COLON
B13z.00	MALIGNANT NEOPLASM OF COLON NOS
B13z.11	COLONIC CANCER
B14..00	MALIGNANT NEOPLASM OF RECTUM, RECTOSIGMOID JUNCTION AND ANUS
B140.00	MALIGNANT NEOPLASM OF RECTOSIGMOID JUNCTION
B141.00	MALIGNANT NEOPLASM OF RECTUM
B141.11	CARCINOMA OF RECTUM
B141.12	RECTAL CARCINOMA
B142.00	MALIGNANT NEOPLASM OF ANAL CANAL
B142.11	ANAL CARCINOMA
B142000	MALIGNANT NEOPLASM OF CLOACOGENIC ZONE
B143.00	MALIGNANT NEOPLASM OF ANUS UNSPECIFIED
B14y.00	MALIG NEOP OTHER SITE RECTUM, RECTOSIGMOID JUNCTION AND ANUS
B14z.00	MALIGNANT NEOPLASM RECTUM,RECTOSIGMOID JUNCTION AND ANUS NOS
B15..00	MALIGNANT NEOPLASM OF LIVER AND INTRAHEPATIC BILE DUCTS
B150.00	PRIMARY MALIGNANT NEOPLASM OF LIVER
B150000	PRIMARY CARCINOMA OF LIVER
B150100	HEPATOBLASTOMA OF LIVER
B150200	PRIMARY ANGIOSARCOMA OF LIVER
B150300	HEPATOCELLULAR CARCINOMA
B150z00	PRIMARY MALIGNANT NEOPLASM OF LIVER NOS
B151.00	MALIGNANT NEOPLASM OF INTRAHEPATIC BILE DUCTS
B151000	MALIGNANT NEOPLASM OF INTERLOBULAR BILE DUCTS
B151100	MALIGNANT NEOPLASM OF INTERLOBULAR BILIARY CANALS
B151200	MALIGNANT NEOPLASM OF INTRAHEPATIC BILIARY PASSAGES
B151300	MALIGNANT NEOPLASM OF INTRAHEPATIC CANALICULI
B151400	MALIGNANT NEOPLASM OF INTRAHEPATIC GALL DUCT
B151z00	MALIGNANT NEOPLASM OF INTRAHEPATIC BILE DUCTS NOS
B152.00	MALIGNANT NEOPLASM OF LIVER UNSPECIFIED
B153.00	SECONDARY MALIGNANT NEOPLASM OF LIVER
B15z.00	MALIGNANT NEOPLASM OF LIVER AND INTRAHEPATIC BILE DUCTS NOS
B16..00	MALIGNANT NEOPLASM GALLBLADDER AND EXTRAHEPATIC BILE DUCTS
B160.00	MALIGNANT NEOPLASM OF GALLBLADDER
B160.11	CARCINOMA GALLBLADDER
B161.00	MALIGNANT NEOPLASM OF EXTRAHEPATIC BILE DUCTS
B161000	MALIGNANT NEOPLASM OF CYSTIC DUCT
B161100	MALIGNANT NEOPLASM OF HEPATIC DUCT
B161200	MALIGNANT NEOPLASM OF COMMON BILE DUCT
B161211	CARCINOMA COMMON BILE DUCT
B161300	MALIGNANT NEOPLASM OF SPHINCTER OF ODDI
B161z00	MALIGNANT NEOPLASM OF EXTRAHEPATIC BILE DUCTS NOS

B162.00	MALIGNANT NEOPLASM OF AMPULLA OF VATER
B163.00	MALIGNANT NEOPLASM, OVERLAPPING LESION OF BILIARY TRACT
B16y.00	MALIGNANT NEOPLASM OTHER GALLBLADDER/EXTRAHEPATIC BILE DUCT
B16z.00	MALIGNANT NEOPLASM GALLBLADDER/EXTRAHEPATIC BILE DUCTS NOS
B17..00	MALIGNANT NEOPLASM OF PANCREAS
B170.00	MALIGNANT NEOPLASM OF HEAD OF PANCREAS
B171.00	MALIGNANT NEOPLASM OF BODY OF PANCREAS
B172.00	MALIGNANT NEOPLASM OF TAIL OF PANCREAS
B173.00	MALIGNANT NEOPLASM OF PANCREATIC DUCT
B174.00	MALIGNANT NEOPLASM OF ISLETS OF LANGERHANS
B175.00	MALIGNANT NEOPLASM, OVERLAPPING LESION OF PANCREAS
B176.00	SOMATOSTATINOMA OF PANCREAS
B17y.00	MALIGNANT NEOPLASM OF OTHER SPECIFIED SITES OF PANCREAS
B17y000	MALIGNANT NEOPLASM OF ECTOPIC PANCREATIC TISSUE
B17yz00	MALIGNANT NEOPLASM OF SPECIFIED SITE OF PANCREAS NOS
B17z.00	MALIGNANT NEOPLASM OF PANCREAS NOS
B18..00	MALIGNANT NEOPLASM OF RETROPERITONEUM AND PERITONEUM
B180.00	MALIGNANT NEOPLASM OF RETROPERITONEUM
B180000	MALIGNANT NEOPLASM OF PERIADRENAL TISSUE
B180100	MALIGNANT NEOPLASM OF PERINEPHRIC TISSUE
B180200	MALIGNANT NEOPLASM OF RETROCAECAL TISSUE
B180z00	MALIGNANT NEOPLASM OF RETROPERITONEUM NOS
B181.00	MESOTHELIOMA OF PERITONEUM
B182.00	OVERLAPPING MALIGNANT LESION OF RETROPERITONEUM AND PERITONEUM
B18y.00	MALIGNANT NEOPLASM OF SPECIFIED PARTS OF PERITONEUM
B18y000	MALIGNANT NEOPLASM OF MESOCOLON
B18y100	MALIGNANT NEOPLASM OF MESOCAECUM
B18y200	MALIGNANT NEOPLASM OF MESORECTUM
B18y300	MALIGNANT NEOPLASM OF OMENTUM
B18y400	MALIGNANT NEOPLASM OF PARIETAL PERITONEUM
B18y500	MALIGNANT NEOPLASM OF PELVIC PERITONEUM
B18y600	MALIGNANT NEOPLASM OF THE POUCH OF DOUGLAS
B18y700	MALIGNANT NEOPLASM OF MESENTERY
B18yz00	MALIGNANT NEOPLASM OF SPECIFIED PARTS OF PERITONEUM NOS
B18z.00	MALIGNANT NEOPLASM OF RETROPERITONEUM AND PERITONEUM NOS
B1z..00	MALIGNANT NEOPLASM OF OTHER/ILL-DEFINED SITES DIGESTIVE TRACT/PERITONEUM
B1z0.00	MALIGNANT NEOPLASM OF INTESTINAL TRACT, PART UNSPECIFIED
B1z0.11	CANCER OF BOWEL
B1z1.00	MALIGNANT NEOPLASM OF SPLEEN NEC
B1z1000	ANGIOSARCOMA OF SPLEEN
B1z1100	FIBROSARCOMA OF SPLEEN
B1z1z00	MALIGNANT NEOPLASM OF SPLEEN NOS
B1z2.00	MALIGNANT NEOPLASM, OVERLAPPING LESION OF DIGESTIVE SYSTEM
B1zy.00	MALIGNANT NEOPLASM OTHER SPECIFIED DIGESTIVE TRACT AND PERITONEUM
B1zz.00	MALIGNANT NEOPLASM OF DIGESTIVE TRACT AND PERITONEUM NOS
B2...00	MALIGNANT NEOPLASM OF RESPIRATORY TRACT AND INTRATHORACIC ORGANS
B2...11	CARCINOMA OF RESPIRATORY TRACT AND INTRATHORACIC ORGANS
B20..00	MALIGNANT NEOPLASM OF NASAL CAVITIES, MIDDLE EAR AND ACCESSORY SINUSES
B200.00	MALIGNANT NEOPLASM OF NASAL CAVITIES
B200000	MALIGNANT NEOPLASM OF CARTILAGE OF NOSE
B200100	MALIGNANT NEOPLASM OF NASAL CONCHAE
B200200	MALIGNANT NEOPLASM OF SEPTUM OF NOSE
B200300	MALIGNANT NEOPLASM OF VESTIBULE OF NOSE
B200z00	MALIGNANT NEOPLASM OF NASAL CAVITIES NOS
B201.00	MALIGNANT NEOPLASM OF AUDITORY TUBE, MIDDLE EAR AND MASTOID AIR CELLS

B201000	MALIGNANT NEOPLASM OF AUDITORY (EUSTACHIAN) TUBE
B201100	MALIGNANT NEOPLASM OF TYMPANIC CAVITY
B201200	MALIGNANT NEOPLASM OF TYMPANIC ANTRUM
B201300	MALIGNANT NEOPLASM OF MASTOID AIR CELLS
B201z00	MALIG NEOP AUDITORY TUBE, MIDDLE EAR, MASTOID AIR CELLS NOS
B202.00	MALIGNANT NEOPLASM OF MAXILLARY SINUS
B203.00	MALIGNANT NEOPLASM OF ETHMOID SINUS
B204.00	MALIGNANT NEOPLASM OF FRONTAL SINUS
B205.00	MALIGNANT NEOPLASM OF SPHENOIDAL SINUS
B206.00	MALIGNANT NEOPLASM, OVERLAPPING LESION OF ACCESSORY SINUSES
B20y.00	MALIG NEOP OTHER SITE NASAL CAVITY, MIDDLE EAR AND SINUSES
B20z.00	MALIGNANT NEOPLASM OF ACCESSORY SINUS NOS
B21..00	MALIGNANT NEOPLASM OF LARYNX
B210.00	MALIGNANT NEOPLASM OF GLOTTIS
B211.00	MALIGNANT NEOPLASM OF SUPRAGLOTTIS
B212.00	MALIGNANT NEOPLASM OF SUBGLOTTIS
B213.00	MALIGNANT NEOPLASM OF LARYNGEAL CARTILAGE
B213000	MALIGNANT NEOPLASM OF ARYTENOID CARTILAGE
B213100	MALIGNANT NEOPLASM OF CRICOID CARTILAGE
B213200	MALIGNANT NEOPLASM OF CUNEIFORM CARTILAGE
B213300	MALIGNANT NEOPLASM OF THYROID CARTILAGE
B213z00	MALIGNANT NEOPLASM OF LARYNGEAL CARTILAGE NOS
B214.00	MALIGNANT NEOPLASM, OVERLAPPING LESION OF LARYNX
B215.00	MALIGNANT NEOPLASM OF EPIGLOTTIS NOS
B21y.00	MALIGNANT NEOPLASM OF LARYNX, OTHER SPECIFIED SITE
B21z.00	MALIGNANT NEOPLASM OF LARYNX NOS
B22..00	MALIGNANT NEOPLASM OF TRACHEA, BRONCHUS AND LUNG
B220.00	MALIGNANT NEOPLASM OF TRACHEA
B220000	MALIGNANT NEOPLASM OF CARTILAGE OF TRACHEA
B220100	MALIGNANT NEOPLASM OF MUCOSA OF TRACHEA
B220z00	MALIGNANT NEOPLASM OF TRACHEA NOS
B221.00	MALIGNANT NEOPLASM OF MAIN BRONCHUS
B221000	MALIGNANT NEOPLASM OF CARINA OF BRONCHUS
B221100	MALIGNANT NEOPLASM OF HILUS OF LUNG
B221z00	MALIGNANT NEOPLASM OF MAIN BRONCHUS NOS
B222.00	MALIGNANT NEOPLASM OF UPPER LOBE, BRONCHUS OR LUNG
B222.11	PANCOAST'S SYNDROME
B222000	MALIGNANT NEOPLASM OF UPPER LOBE BRONCHUS
B222100	MALIGNANT NEOPLASM OF UPPER LOBE OF LUNG
B222z00	MALIGNANT NEOPLASM OF UPPER LOBE, BRONCHUS OR LUNG NOS
B223.00	MALIGNANT NEOPLASM OF MIDDLE LOBE, BRONCHUS OR LUNG
B223000	MALIGNANT NEOPLASM OF MIDDLE LOBE BRONCHUS
B223100	MALIGNANT NEOPLASM OF MIDDLE LOBE OF LUNG
B223z00	MALIGNANT NEOPLASM OF MIDDLE LOBE, BRONCHUS OR LUNG NOS
B224.00	MALIGNANT NEOPLASM OF LOWER LOBE, BRONCHUS OR LUNG
B224000	MALIGNANT NEOPLASM OF LOWER LOBE BRONCHUS
B224100	MALIGNANT NEOPLASM OF LOWER LOBE OF LUNG
B224z00	MALIGNANT NEOPLASM OF LOWER LOBE, BRONCHUS OR LUNG NOS
B225.00	MALIGNANT NEOPLASM OF OVERLAPPING LESION OF BRONCHUS & LUNG
B226.00	MESOTHELIOMA
B22y.00	MALIGNANT NEOPLASM OF OTHER SITES OF BRONCHUS OR LUNG
B22z.00	MALIGNANT NEOPLASM OF BRONCHUS OR LUNG NOS
B22z.11	LUNG CANCER
B23..00	MALIGNANT NEOPLASM OF PLEURA
B230.00	MALIGNANT NEOPLASM OF PARIETAL PLEURA

B231.00	MALIGNANT NEOPLASM OF VISCERAL PLEURA
B232.00	MESOTHELIOMA OF PLEURA
B23y.00	MALIGNANT NEOPLASM OF OTHER SPECIFIED PLEURA
B23z.00	MALIGNANT NEOPLASM OF PLEURA NOS
B24..00	MALIGNANT NEOPLASM OF THYMUS, HEART AND MEDIASTINUM
B240.00	MALIGNANT NEOPLASM OF THYMUS
B241.00	MALIGNANT NEOPLASM OF HEART
B241000	MALIGNANT NEOPLASM OF ENDOCARDIUM
B241100	MALIGNANT NEOPLASM OF EPICARDIUM
B241200	MALIGNANT NEOPLASM OF MYOCARDIUM
B241300	MALIGNANT NEOPLASM OF PERICARDIUM
B241400	MESOTHELIOMA OF PERICARDIUM
B241z00	MALIGNANT NEOPLASM OF HEART NOS
B242.00	MALIGNANT NEOPLASM OF ANTERIOR MEDIASTINUM
B243.00	MALIGNANT NEOPLASM OF POSTERIOR MEDIASTINUM
B24X.00	MALIGNANT NEOPLASM OF MEDIASTINUM, PART UNSPECIFIED
B24y.00	MALIG NEOP OF OTHER SITE OF HEART, THYMUS AND MEDIASTINUM
B24z.00	MALIGNANT NEOPLASM OF HEART, THYMUS AND MEDIASTINUM NOS
B25..00	MALIG NEO, OVERLAPPING LESION OF HEART, MEDIASTINUM & PLEURA
B26..00	MALIGNANT NEOPLASM, OVERLAP LESION OF RESP & INTRATHOR ORGS
B2z..00	MALIG NEOP OTHER/ILL-DEFINED SITES RESP/INTRATHORACIC ORGANS
B2z0.00	MALIG NEOP OF UPPER RESPIRATORY TRACT, PART UNSPECIFIED
B2zy.00	MALIGNANT NEOPLASM OF OTHER SITE OF RESPIRATORY TRACT
B2zz.00	MALIGNANT NEOPLASM OF RESPIRATORY TRACT NOS
B3...00	MALIG NEOP OF BONE, CONNECTIVE TISSUE, SKIN AND BREAST
B3...11	CARCINOMA OF BONE, CONNECTIVE TISSUE, SKIN AND BREAST
B3...12	SARCOMA OF BONE AND CONNECTIVE TISSUE
B30..00	MALIGNANT NEOPLASM OF BONE AND ARTICULAR CARTILAGE
B300.00	MALIGNANT NEOPLASM OF BONES OF SKULL AND FACE
B300000	MALIGNANT NEOPLASM OF ETHMOID BONE
B300100	MALIGNANT NEOPLASM OF FRONTAL BONE
B300200	MALIGNANT NEOPLASM OF MALAR BONE
B300300	MALIGNANT NEOPLASM OF NASAL BONE
B300400	MALIGNANT NEOPLASM OF OCCIPITAL BONE
B300500	MALIGNANT NEOPLASM OF ORBITAL BONE
B300600	MALIGNANT NEOPLASM OF PARIETAL BONE
B300700	MALIGNANT NEOPLASM OF SPHENOID BONE
B300800	MALIGNANT NEOPLASM OF TEMPORAL BONE
B300900	MALIGNANT NEOPLASM OF ZYGOMATIC BONE
B300A00	MALIGNANT NEOPLASM OF MAXILLA
B300B00	MALIGNANT NEOPLASM OF TURBINATE
B300C00	MALIGNANT NEOPLASM OF VOMER
B300z00	MALIGNANT NEOPLASM OF BONES OF SKULL AND FACE NOS
B301.00	MALIGNANT NEOPLASM OF MANDIBLE
B302.00	MALIGNANT NEOPLASM OF VERTEBRAL COLUMN
B302000	MALIGNANT NEOPLASM OF CERVICAL VERTEBRA
B302100	MALIGNANT NEOPLASM OF THORACIC VERTEBRA
B302200	MALIGNANT NEOPLASM OF LUMBAR VERTEBRA
B302z00	MALIGNANT NEOPLASM OF VERTEBRAL COLUMN NOS
B303.00	MALIGNANT NEOPLASM OF RIBS, STERNUM AND CLAVICLE
B303000	MALIGNANT NEOPLASM OF RIB
B303100	MALIGNANT NEOPLASM OF STERNUM
B303200	MALIGNANT NEOPLASM OF CLAVICLE
B303300	MALIGNANT NEOPLASM OF COSTAL CARTILAGE
B303400	MALIGNANT NEOPLASM OF COSTO-VERTEBRAL JOINT

B303500	MALIGNANT NEOPLASM OF XIPHOID PROCESS
B303z00	MALIGNANT NEOPLASM OF RIB, STERNUM AND CLAVICLE NOS
B304.00	MALIGNANT NEOPLASM OF SCAPULA AND LONG BONES OF UPPER ARM
B304000	MALIGNANT NEOPLASM OF SCAPULA
B304100	MALIGNANT NEOPLASM OF ACROMION
B304200	MALIGNANT NEOPLASM OF HUMERUS
B304300	MALIGNANT NEOPLASM OF RADIUS
B304400	MALIGNANT NEOPLASM OF ULNA
B304z00	MALIG NEOP OF SCAPULA AND LONG BONES OF UPPER ARM NOS
B305.00	MALIGNANT NEOPLASM OF HAND BONES
B305.11	MALIGNANT NEOPLASM OF CARPAL BONES
B305.12	MALIGNANT NEOPLASM OF METACARPAL BONES
B305000	MALIGNANT NEOPLASM OF CARPAL BONE - SCAPHOID
B305100	MALIGNANT NEOPLASM OF CARPAL BONE - LUNATE
B305200	MALIGNANT NEOPLASM OF CARPAL BONE - TRIQUETRUM
B305300	MALIGNANT NEOPLASM OF CARPAL BONE - PISIFORM
B305400	MALIGNANT NEOPLASM OF CARPAL BONE - TRAPEZIUM
B305500	MALIGNANT NEOPLASM OF CARPAL BONE - TRAPEZOID
B305600	MALIGNANT NEOPLASM OF CARPAL BONE - CAPITATE
B305700	MALIGNANT NEOPLASM OF CARPAL BONE - HAMATE
B305800	MALIGNANT NEOPLASM OF FIRST METACARPAL BONE
B305900	MALIGNANT NEOPLASM OF SECOND METACARPAL BONE
B305A00	MALIGNANT NEOPLASM OF THIRD METACARPAL BONE
B305B00	MALIGNANT NEOPLASM OF FOURTH METACARPAL BONE
B305C00	MALIGNANT NEOPLASM OF FIFTH METACARPAL BONE
B305D00	MALIGNANT NEOPLASM OF PHALANGES OF HAND
B305z00	MALIGNANT NEOPLASM OF HAND BONES NOS
B306.00	MALIGNANT NEOPLASM OF PELVIC BONES, SACRUM AND COCCYX
B306000	MALIGNANT NEOPLASM OF ILIUM
B306100	MALIGNANT NEOPLASM OF ISCHIUM
B306200	MALIGNANT NEOPLASM OF PUBIS
B306300	MALIGNANT NEOPLASM OF SACRAL VERTEBRA
B306400	MALIGNANT NEOPLASM OF COCCYGEAL VERTEBRA
B306500	MALIGNANT SACRAL TERATOMA
B306z00	MALIGNANT NEOPLASM OF PELVIS, SACRUM OR COCCYX NOS
B307.00	MALIGNANT NEOPLASM OF LONG BONES OF LEG
B307000	MALIGNANT NEOPLASM OF FEMUR
B307100	MALIGNANT NEOPLASM OF FIBULA
B307200	MALIGNANT NEOPLASM OF TIBIA
B307z00	MALIGNANT NEOPLASM OF LONG BONES OF LEG NOS
B308.00	MALIGNANT NEOPLASM OF SHORT BONES OF LEG
B308.11	MALIGNANT NEOPLASM OF METATARSAL BONES OF FOOT
B308000	MALIGNANT NEOPLASM OF PATELLA
B308100	MALIGNANT NEOPLASM OF TALUS
B308200	MALIGNANT NEOPLASM OF CALCANEUM
B308300	MALIGNANT NEOPLASM OF MEDIAL CUNEIFORM
B308400	MALIGNANT NEOPLASM OF INTERMEDIATE CUNEIFORM
B308500	MALIGNANT NEOPLASM OF LATERAL CUNEIFORM
B308600	MALIGNANT NEOPLASM OF CUBOID
B308700	MALIGNANT NEOPLASM OF NAVICULAR
B308800	MALIGNANT NEOPLASM OF FIRST METATARSAL BONE
B308900	MALIGNANT NEOPLASM OF SECOND METATARSAL BONE
B308A00	MALIGNANT NEOPLASM OF THIRD METATARSAL BONE
B308B00	MALIGNANT NEOPLASM OF FOURTH METATARSAL BONE
B308C00	MALIGNANT NEOPLASM OF FIFTH METATARSAL BONE

B308D00	MALIGNANT NEOPLASM OF PHALANGES OF FOOT
B308z00	MALIGNANT NEOPLASM OF SHORT BONES OF LEG NOS
B309.00	MALIGNANT NEOPLASM, OVERLAP LES BONE AND ARTIC CART OF LIMBS
B30W.00	MALIGNANT NEOPLASM/OVERLAP LESION/BONE+ARTICULR CARTILAGE
B30X.00	MALIGNANT NEOPLASM/BONES+ARTICULAR CARTILAGE/LIMB,UNSPFD
B30z.00	MALIGNANT NEOPLASM OF BONE AND ARTICULAR CARTILAGE NOS
B30z000	OSTEOSARCOMA
B31..00	MALIGNANT NEOPLASM OF CONNECTIVE AND OTHER SOFT TISSUE
B310.00	MALIG NEOP OF CONNECTIVE AND SOFT TISSUE HEAD, FACE AND NECK
B310000	MALIGNANT NEOPLASM OF SOFT TISSUE OF HEAD
B310100	MALIGNANT NEOPLASM OF SOFT TISSUE OF FACE
B310200	MALIGNANT NEOPLASM OF SOFT TISSUE OF NECK
B310300	MALIGNANT NEOPLASM OF CARTILAGE OF EAR
B310400	MALIGNANT NEOPLASM OF TARSUS OF EYELID
B310500	MALIGNANT NEOPLASM SOFT TISSUES OF CERVICAL SPINE
B310z00	MALIG NEOP CONNECTIVE AND SOFT TISSUE HEAD, FACE, NECK NOS
B311.00	MALIG NEOP CONNECTIVE AND SOFT TISSUE UPPER LIMB/SHOULDER
B311000	MALIGNANT NEOPLASM OF CONNECTIVE AND SOFT TISSUE OF SHOULDER
B311100	MALIGNANT NEOPLASM OF CONNECTIVE AND SOFT TISSUE, UPPER ARM
B311200	MALIGNANT NEOPLASM OF CONNECTIVE AND SOFT TISSUE OF FORE-ARM
B311300	MALIGNANT NEOPLASM OF CONNECTIVE AND SOFT TISSUE OF HAND
B311400	MALIGNANT NEOPLASM OF CONNECTIVE AND SOFT TISSUE OF FINGER
B311500	MALIGNANT NEOPLASM OF CONNECTIVE AND SOFT TISSUE OF THUMB
B311z00	MALIG NEOP CONNECTIVE SOFT TISSUE UPPER LIMB/SHOULDER NOS
B312.00	MALIG NEOP OF CONNECTIVE AND SOFT TISSUE OF HIP AND LEG
B312000	MALIGNANT NEOPLASM OF CONNECTIVE AND SOFT TISSUE OF HIP
B312100	MALIG NEOP OF CONNECTIVE AND SOFT TISSUE THIGH AND UPPER LEG
B312200	MALIG NEOP CONNECTIVE AND SOFT TISSUE OF POPLITEAL SPACE
B312300	MALIG NEOP OF CONNECTIVE AND SOFT TISSUE OF LOWER LEG
B312400	MALIGNANT NEOPLASM OF CONNECTIVE AND SOFT TISSUE OF FOOT
B312500	MALIGNANT NEOPLASM OF CONNECTIVE AND SOFT TISSUE OF TOE
B312600	MALIG NEOP OF CONNECTIVE AND SOFT TISSUE OF GREAT TOE
B312z00	MALIG NEOP CONNECTIVE AND SOFT TISSUE HIP AND LEG NOS
B313.00	MALIGNANT NEOPLASM OF CONNECTIVE AND SOFT TISSUE OF THORAX
B313000	MALIGNANT NEOPLASM OF CONNECTIVE AND SOFT TISSUE OF AXILLA
B313100	MALIGNANT NEOPLASM OF DIAPHRAGM
B313200	MALIGNANT NEOPLASM OF GREAT VESSELS
B313300	MALIG NEOPLASM OF CONNECTIVE AND SOFT TISSUES OF THOR SPINE
B313z00	MALIG NEOP OF CONNECTIVE AND SOFT TISSUE OF THORAX NOS
B314.00	MALIGNANT NEOPLASM OF CONNECTIVE AND SOFT TISSUE OF ABDOMEN
B314000	MALIG NEOP OF CONNECTIVE AND SOFT TISSUE OF ABDOMINAL WALL
B314100	MALIG NEOPLASM OF CONNECTIVE AND SOFT TISSUES OF LUMB SPINE
B314z00	MALIG NEOP OF CONNECTIVE AND SOFT TISSUE OF ABDOMEN NOS
B315.00	MALIGNANT NEOPLASM OF CONNECTIVE AND SOFT TISSUE OF PELVIS
B315000	MALIGNANT NEOPLASM OF CONNECTIVE AND SOFT TISSUE OF BUTTOCK
B315100	MALIG NEOP OF CONNECTIVE AND SOFT TISSUE OF INGUINAL REGION
B315200	MALIGNANT NEOPLASM OF CONNECTIVE AND SOFT TISSUE OF PERINEUM
B315300	MALIG NEOPL OF CONNECTIVE AND SOFT TISSUE - SACRUM OR COCCYX
B315z00	MALIG NEOP OF CONNECTIVE AND SOFT TISSUE OF PELVIS NOS
B316.00	MALIG NEOP OF CONNECTIVE AND SOFT TISSUE TRUNK UNSPECIFIED
B317.00	MALIGNANT NEOPLASM, OVERLAP LESION CONNECTIVE & SOFT TISSUE
B31y.00	MALIG NEOP CONNECTIVE AND SOFT TISSUE OTHER SPECIFIED SITE
B31z.00	MALIGNANT NEOPLASM OF CONNECTIVE AND SOFT TISSUE, SITE NOS
B31z000	KAPOSI'S SARCOMA OF SOFT TISSUE
B32..00	MALIGNANT MELANOMA OF SKIN

B320.00	MALIGNANT MELANOMA OF LIP
B321.00	MALIGNANT MELANOMA OF EYELID INCLUDING CANTHUS
B322.00	MALIGNANT MELANOMA OF EAR AND EXTERNAL AURICULAR CANAL
B322000	MALIGNANT MELANOMA OF AURICLE (EAR)
B322100	MALIGNANT MELANOMA OF EXTERNAL AUDITORY MEATUS
B322z00	MALIGNANT MELANOMA OF EAR AND EXTERNAL AURICULAR CANAL NOS
B323.00	MALIGNANT MELANOMA OF OTHER AND UNSPECIFIED PARTS OF FACE
B323000	MALIGNANT MELANOMA OF EXTERNAL SURFACE OF CHEEK
B323100	MALIGNANT MELANOMA OF CHIN
B323200	MALIGNANT MELANOMA OF EYEBROW
B323300	MALIGNANT MELANOMA OF FOREHEAD
B323400	MALIGNANT MELANOMA OF EXTERNAL SURFACE OF NOSE
B323500	MALIGNANT MELANOMA OF TEMPLE
B323z00	MALIGNANT MELANOMA OF FACE NOS
B324.00	MALIGNANT MELANOMA OF SCALP AND NECK
B324000	MALIGNANT MELANOMA OF SCALP
B324100	MALIGNANT MELANOMA OF NECK
B324z00	MALIGNANT MELANOMA OF SCALP AND NECK NOS
B325.00	MALIGNANT MELANOMA OF TRUNK (EXCLUDING SCROTUM)
B325000	MALIGNANT MELANOMA OF AXILLA
B325100	MALIGNANT MELANOMA OF BREAST
B325200	MALIGNANT MELANOMA OF BUTTOCK
B325300	MALIGNANT MELANOMA OF GROIN
B325400	MALIGNANT MELANOMA OF PERIANAL SKIN
B325500	MALIGNANT MELANOMA OF PERINEUM
B325600	MALIGNANT MELANOMA OF UMBILICUS
B325700	MALIGNANT MELANOMA OF BACK
B325800	MALIGNANT MELANOMA OF CHEST WALL
B325z00	MALIGNANT MELANOMA OF TRUNK, EXCLUDING SCROTUM, NOS
B326.00	MALIGNANT MELANOMA OF UPPER LIMB AND SHOULDER
B326000	MALIGNANT MELANOMA OF SHOULDER
B326100	MALIGNANT MELANOMA OF UPPER ARM
B326200	MALIGNANT MELANOMA OF FORE-ARM
B326300	MALIGNANT MELANOMA OF HAND
B326400	MALIGNANT MELANOMA OF FINGER
B326500	MALIGNANT MELANOMA OF THUMB
B326z00	MALIGNANT MELANOMA OF UPPER LIMB OR SHOULDER NOS
B327.00	MALIGNANT MELANOMA OF LOWER LIMB AND HIP
B327000	MALIGNANT MELANOMA OF HIP
B327100	MALIGNANT MELANOMA OF THIGH
B327200	MALIGNANT MELANOMA OF KNEE
B327300	MALIGNANT MELANOMA OF POPLITEAL FOSSA AREA
B327400	MALIGNANT MELANOMA OF LOWER LEG
B327500	MALIGNANT MELANOMA OF ANKLE
B327600	MALIGNANT MELANOMA OF HEEL
B327700	MALIGNANT MELANOMA OF FOOT
B327800	MALIGNANT MELANOMA OF TOE
B327900	MALIGNANT MELANOMA OF GREAT TOE
B327z00	MALIGNANT MELANOMA OF LOWER LIMB OR HIP NOS
B32y.00	MALIGNANT MELANOMA OF OTHER SPECIFIED SKIN SITE
B32y000	OVERLAPPING MALIGNANT MELANOMA OF SKIN
B32z.00	MALIGNANT MELANOMA OF SKIN NOS
B33..00	OTHER MALIGNANT NEOPLASM OF SKIN
B33..11	BASAL CELL CARCINOMA
B33..14	MALIGNANT NEOPLASM OF SEBACEOUS GLAND

B33..15	MALIGNANT NEOPLASM OF SWEAT GLAND
B33..16	EPITHELIOMA BASAL CELL
B330.00	MALIGNANT NEOPLASM OF SKIN OF LIP
B331.00	MALIGNANT NEOPLASM OF EYELID INCLUDING CANTHUS
B331000	MALIGNANT NEOPLASM OF CANTHUS
B331100	MALIGNANT NEOPLASM OF UPPER EYELID
B331200	MALIGNANT NEOPLASM OF LOWER EYELID
B332.00	MALIGNANT NEOPLASM SKIN OF EAR AND EXTERNAL AURICULAR CANAL
B332000	MALIGNANT NEOPLASM OF SKIN OF AURICLE (EAR)
B332100	MALIGNANT NEOPLASM OF SKIN OF EXTERNAL AUDITORY MEATUS
B332200	MALIGNANT NEOPLASM OF PINNA NEC
B332z00	MALIG NEOP SKIN OF EAR AND EXTERNAL AURICULAR CANAL NOS
B333.00	MALIGNANT NEOPLASM SKIN OF OTHER AND UNSPECIFIED PARTS FACE
B333000	MALIGNANT NEOPLASM OF SKIN OF CHEEK, EXTERNAL
B333100	MALIGNANT NEOPLASM OF SKIN OF CHIN
B333200	MALIGNANT NEOPLASM OF SKIN OF EYEBROW
B333300	MALIGNANT NEOPLASM OF SKIN OF FOREHEAD
B333400	MALIGNANT NEOPLASM OF SKIN OF NOSE (EXTERNAL)
B333500	MALIGNANT NEOPLASM OF SKIN OF TEMPLE
B333z00	MALIGNANT NEOPLASM SKIN OTHER AND UNSPEC PART OF FACE NOS
B334.00	MALIGNANT NEOPLASM OF SCALP AND SKIN OF NECK
B334000	MALIGNANT NEOPLASM OF SCALP
B334100	MALIGNANT NEOPLASM OF SKIN OF NECK
B334z00	MALIGNANT NEOPLASM OF SCALP OR SKIN OF NECK NOS
B335.00	MALIGNANT NEOPLASM OF SKIN OF TRUNK, EXCLUDING SCROTUM
B335000	MALIGNANT NEOPLASM OF SKIN OF AXILLARY FOLD
B335100	MALIGNANT NEOPLASM OF SKIN OF CHEST, EXCLUDING BREAST
B335200	MALIGNANT NEOPLASM OF SKIN OF BREAST
B335300	MALIGNANT NEOPLASM OF SKIN OF ABDOMINAL WALL
B335400	MALIGNANT NEOPLASM OF SKIN OF UMBILICUS
B335500	MALIGNANT NEOPLASM OF SKIN OF GROIN
B335600	MALIGNANT NEOPLASM OF SKIN OF PERINEUM
B335700	MALIGNANT NEOPLASM OF SKIN OF BACK
B335800	MALIGNANT NEOPLASM OF SKIN OF BUTTOCK
B335900	MALIGNANT NEOPLASM OF PERIANAL SKIN
B335A00	MALIGNANT NEOPLASM OF SKIN OF SCAPULAR REGION
B335z00	MALIGNANT NEOPLASM OF SKIN OF TRUNK, EXCLUDING SCROTUM, NOS
B336.00	MALIGNANT NEOPLASM OF SKIN OF UPPER LIMB AND SHOULDER
B336000	MALIGNANT NEOPLASM OF SKIN OF SHOULDER
B336100	MALIGNANT NEOPLASM OF SKIN OF UPPER ARM
B336200	MALIGNANT NEOPLASM OF SKIN OF FORE-ARM
B336300	MALIGNANT NEOPLASM OF SKIN OF HAND
B336400	MALIGNANT NEOPLASM OF SKIN OF FINGER
B336500	MALIGNANT NEOPLASM OF SKIN OF THUMB
B336z00	MALIGNANT NEOPLASM OF SKIN OF UPPER LIMB OR SHOULDER NOS
B337.00	MALIGNANT NEOPLASM OF SKIN OF LOWER LIMB AND HIP
B337000	MALIGNANT NEOPLASM OF SKIN OF HIP
B337100	MALIGNANT NEOPLASM OF SKIN OF THIGH
B337200	MALIGNANT NEOPLASM OF SKIN OF KNEE
B337300	MALIGNANT NEOPLASM OF SKIN OF POPLITEAL FOSSA AREA
B337400	MALIGNANT NEOPLASM OF SKIN OF LOWER LEG
B337500	MALIGNANT NEOPLASM OF SKIN OF ANKLE
B337600	MALIGNANT NEOPLASM OF SKIN OF HEEL
B337700	MALIGNANT NEOPLASM OF SKIN OF FOOT
B337800	MALIGNANT NEOPLASM OF SKIN OF TOE

B337900	MALIGNANT NEOPLASM OF SKIN OF GREAT TOE
B337z00	MALIGNANT NEOPLASM OF SKIN OF LOWER LIMB OR HIP NOS
B338.00	SQUAMOUS CELL CARCINOMA OF SKIN
B339.00	DERMATOFIBROSARCOMA PROTUBERANS
B33X.00	MALIGNANT NEOPLASM OVERLAPPING LESION OF SKIN
B33y.00	MALIGNANT NEOPLASM OF OTHER SPECIFIED SKIN SITES
B33z.00	MALIGNANT NEOPLASM OF SKIN NOS
B33z.11	SQUAMOUS CELL CARCINOMA OF SKIN NOS
B33z000	KAPOSI'S SARCOMA OF SKIN
B33z100	NAEVOID BASAL CELL CARCINOMA SYNDROME
B34..00	MALIGNANT NEOPLASM OF FEMALE BREAST
B34..11	CA FEMALE BREAST
B340.00	MALIGNANT NEOPLASM OF NIPPLE AND AREOLA OF FEMALE BREAST
B340000	MALIGNANT NEOPLASM OF NIPPLE OF FEMALE BREAST
B340100	MALIGNANT NEOPLASM OF AREOLA OF FEMALE BREAST
B340z00	MALIGNANT NEOPLASM OF NIPPLE OR AREOLA OF FEMALE BREAST NOS
B341.00	MALIGNANT NEOPLASM OF CENTRAL PART OF FEMALE BREAST
B342.00	MALIGNANT NEOPLASM OF UPPER-INNER QUADRANT OF FEMALE BREAST
B343.00	MALIGNANT NEOPLASM OF LOWER-INNER QUADRANT OF FEMALE BREAST
B344.00	MALIGNANT NEOPLASM OF UPPER-OUTER QUADRANT OF FEMALE BREAST
B345.00	MALIGNANT NEOPLASM OF LOWER-OUTER QUADRANT OF FEMALE BREAST
B346.00	MALIGNANT NEOPLASM OF AXILLARY TAIL OF FEMALE BREAST
B347.00	MALIGNANT NEOPLASM, OVERLAPPING LESION OF BREAST
B34y.00	MALIGNANT NEOPLASM OF OTHER SITE OF FEMALE BREAST
B34y000	MALIGNANT NEOPLASM OF ECTOPIC SITE OF FEMALE BREAST
B34yz00	MALIGNANT NEOPLASM OF OTHER SITE OF FEMALE BREAST NOS
B34z.00	MALIGNANT NEOPLASM OF FEMALE BREAST NOS
B35..00	MALIGNANT NEOPLASM OF MALE BREAST
B350.00	MALIGNANT NEOPLASM OF NIPPLE AND AREOLA OF MALE BREAST
B350000	MALIGNANT NEOPLASM OF NIPPLE OF MALE BREAST
B350100	MALIGNANT NEOPLASM OF AREOLA OF MALE BREAST
B350z00	MALIGNANT NEOPLASM OF NIPPLE OR AREOLA OF MALE BREAST NOS
B35z.00	MALIGNANT NEOPLASM OF OTHER SITE OF MALE BREAST
B35z000	MALIGNANT NEOPLASM OF ECTOPIC SITE OF MALE BREAST
B35zz00	MALIGNANT NEOPLASM OF MALE BREAST NOS
B3y..00	MALIG NEOP OF BONE, CONNECTIVE TISSUE, SKIN AND BREAST OS
B3z..00	MALIG NEOP OF BONE, CONNECTIVE TISSUE, SKIN AND BREAST NOS
B4...00	MALIGNANT NEOPLASM OF GENITOURINARY ORGAN
B4...11	CARCINOMA OF GENITOURINARY ORGAN
B40..00	MALIGNANT NEOPLASM OF UTERUS, PART UNSPECIFIED
B41..00	MALIGNANT NEOPLASM OF CERVIX UTERI
B41..11	CERVICAL CARCINOMA (UTERUS)
B410.00	MALIGNANT NEOPLASM OF ENDOCERVIX
B410000	MALIGNANT NEOPLASM OF ENDOCERVICAL CANAL
B410100	MALIGNANT NEOPLASM OF ENDOCERVICAL GLAND
B410z00	MALIGNANT NEOPLASM OF ENDOCERVIX NOS
B411.00	MALIGNANT NEOPLASM OF EXOCERVIX
B412.00	MALIGNANT NEOPLASM, OVERLAPPING LESION OF CERVIX UTERI
B41y.00	MALIGNANT NEOPLASM OF OTHER SITE OF CERVIX
B41y000	MALIGNANT NEOPLASM OF CERVICAL STUMP
B41y100	MALIGNANT NEOPLASM OF SQUAMOCOLUMNAR JUNCTION OF CERVIX
B41yz00	MALIGNANT NEOPLASM OF OTHER SITE OF CERVIX NOS
B41z.00	MALIGNANT NEOPLASM OF CERVIX UTERI NOS
B42..00	MALIGNANT NEOPLASM OF PLACENTA
B420.00	CHORIOCARCINOMA

B43..00	MALIGNANT NEOPLASM OF BODY OF UTERUS
B430.00	MALIGNANT NEOPLASM OF CORPUS UTERI, EXCLUDING ISTHMUS
B430000	MALIGNANT NEOPLASM OF CORNU OF CORPUS UTERI
B430100	MALIGNANT NEOPLASM OF FUNDUS OF CORPUS UTERI
B430200	MALIGNANT NEOPLASM OF ENDOMETRIUM OF CORPUS UTERI
B430211	MALIGNANT NEOPLASM OF ENDOMETRIUM
B430300	MALIGNANT NEOPLASM OF MYOMETRIUM OF CORPUS UTERI
B430z00	MALIGNANT NEOPLASM OF CORPUS UTERI NOS
B431.00	MALIGNANT NEOPLASM OF ISTHMUS OF UTERINE BODY
B431000	MALIGNANT NEOPLASM OF LOWER UTERINE SEGMENT
B431z00	MALIGNANT NEOPLASM OF ISTHMUS OF UTERINE BODY NOS
B432.00	MALIGNANT NEOPLASM OF OVERLAPPING LESION OF CORPUS UTERI
B43y.00	MALIGNANT NEOPLASM OF OTHER SITE OF UTERINE BODY
B43z.00	MALIGNANT NEOPLASM OF BODY OF UTERUS NOS
B44..00	MALIGNANT NEOPLASM OF OVARY AND OTHER UTERINE ADNEXA
B440.00	MALIGNANT NEOPLASM OF OVARY
B440.11	CANCER OF OVARY
B441.00	MALIGNANT NEOPLASM OF FALLOPIAN TUBE
B442.00	MALIGNANT NEOPLASM OF BROAD LIGAMENT
B443.00	MALIGNANT NEOPLASM OF PARAMETRIUM
B444.00	MALIGNANT NEOPLASM OF ROUND LIGAMENT
B44y.00	MALIGNANT NEOPLASM OF OTHER SITE OF UTERINE ADNEXA
B44z.00	MALIGNANT NEOPLASM OF UTERINE ADNEXA NOS
B45..00	MALIG NEOP OF OTHER AND UNSPECIFIED FEMALE GENITAL ORGANS
B450.00	MALIGNANT NEOPLASM OF VAGINA
B450000	MALIGNANT NEOPLASM OF GARTNER'S DUCT
B450100	MALIGNANT NEOPLASM OF VAGINAL VAULT
B450z00	MALIGNANT NEOPLASM OF VAGINA NOS
B451.00	MALIGNANT NEOPLASM OF LABIA MAJORA
B451000	MALIGNANT NEOPLASM OF GREATER VESTIBULAR (BARTHOLIN'S) GLAND
B451z00	MALIGNANT NEOPLASM OF LABIA MAJORA NOS
B452.00	MALIGNANT NEOPLASM OF LABIA MINORA
B453.00	MALIGNANT NEOPLASM OF CLITORIS
B454.00	MALIGNANT NEOPLASM OF VULVA UNSPECIFIED
B454.11	PRIMARY VULVAL CANCER
B45X.00	MALIGNANT NEOPLASM/OVERLAPPING LESION/FEML GENITAL ORGANS
B45y.00	MALIGNANT NEOPLASM OF OTHER SPECIFIED FEMALE GENITAL ORGAN
B45y000	MALIGNANT NEOPLASM OF OVERLAPPING LESION OF VULVA
B45z.00	MALIGNANT NEOPLASM OF FEMALE GENITAL ORGAN NOS
B46..00	MALIGNANT NEOPLASM OF PROSTATE
B47..00	MALIGNANT NEOPLASM OF TESTIS
B470.00	MALIGNANT NEOPLASM OF UNDESCENDED TESTIS
B470000	MALIGNANT NEOPLASM OF ECTOPIC TESTIS
B470100	MALIGNANT NEOPLASM OF RETAINED TESTIS
B470200	SEMINOMA OF UNDESCENDED TESTIS
B470z00	MALIGNANT NEOPLASM OF UNDESCENDED TESTIS NOS
B471.00	MALIGNANT NEOPLASM OF DESCENDED TESTIS
B471000	SEMINOMA OF DESCENDED TESTIS
B471z00	MALIGNANT NEOPLASM OF DESCENDED TESTIS NOS
B47z.00	MALIGNANT NEOPLASM OF TESTIS NOS
B47z.11	SEMINOMA OF TESTIS
B48..00	MALIGNANT NEOPLASM OF PENIS AND OTHER MALE GENITAL ORGANS
B480.00	MALIGNANT NEOPLASM OF PREPUCE (FORESKIN)
B481.00	MALIGNANT NEOPLASM OF GLANS PENIS
B482.00	MALIGNANT NEOPLASM OF BODY OF PENIS

B483.00	MALIGNANT NEOPLASM OF PENIS, PART UNSPECIFIED
B484.00	MALIGNANT NEOPLASM OF EPIDIDYMIS
B485.00	MALIGNANT NEOPLASM OF SPERMATIC CORD
B486.00	MALIGNANT NEOPLASM OF SCROTUM
B487.00	MALIGNANT NEOPLASM, OVERLAPPING LESION OF PENIS
B48y.00	MALIGNANT NEOPLASM OF OTHER MALE GENITAL ORGAN
B48y000	MALIGNANT NEOPLASM OF SEMINAL VESICLE
B48y100	MALIGNANT NEOPLASM OF TUNICA VAGINALIS
B48y200	MALIGNANT NEOPLASM, OVERLAPPING LESION MALE GENITAL ORGS
B48yz00	MALIGNANT NEOPLASM OF OTHER MALE GENITAL ORGAN NOS
B48z.00	MALIGNANT NEOPLASM OF PENIS AND OTHER MALE GENITAL ORGAN NOS
B49..00	MALIGNANT NEOPLASM OF URINARY BLADDER
B490.00	MALIGNANT NEOPLASM OF TRIGONE OF URINARY BLADDER
B491.00	MALIGNANT NEOPLASM OF DOME OF URINARY BLADDER
B492.00	MALIGNANT NEOPLASM OF LATERAL WALL OF URINARY BLADDER
B493.00	MALIGNANT NEOPLASM OF ANTERIOR WALL OF URINARY BLADDER
B494.00	MALIGNANT NEOPLASM OF POSTERIOR WALL OF URINARY BLADDER
B495.00	MALIGNANT NEOPLASM OF BLADDER NECK
B496.00	MALIGNANT NEOPLASM OF URETERIC ORIFICE
B497.00	MALIGNANT NEOPLASM OF URACHUS
B49y.00	MALIGNANT NEOPLASM OF OTHER SITE OF URINARY BLADDER
B49y000	MALIGNANT NEOPLASM, OVERLAPPING LESION OF BLADDER
B49z.00	MALIGNANT NEOPLASM OF URINARY BLADDER NOS
B4A..00	MALIG NEOP OF KIDNEY AND OTHER UNSPECIFIED URINARY ORGANS
B4A..11	RENAL MALIGNANT NEOPLASM
B4A0.00	MALIGNANT NEOPLASM OF KIDNEY PARENCHYMA
B4A0000	HYPERNEPHROMA
B4A1.00	MALIGNANT NEOPLASM OF RENAL PELVIS
B4A1000	MALIGNANT NEOPLASM OF RENAL CALYCES
B4A1100	MALIGNANT NEOPLASM OF URETEROPELVIC JUNCTION
B4A1z00	MALIGNANT NEOPLASM OF RENAL PELVIS NOS
B4A2.00	MALIGNANT NEOPLASM OF URETER
B4A3.00	MALIGNANT NEOPLASM OF URETHRA
B4A4.00	MALIGNANT NEOPLASM OF PARAURETHRAL GLANDS
B4Ay.00	MALIGNANT NEOPLASM OF OTHER URINARY ORGANS
B4Ay000	MALIGNANT NEOPLASM OF OVERLAPPING LESION OF URINARY ORGANS
B4Az.00	MALIGNANT NEOPLASM OF KIDNEY OR URINARY ORGANS NOS
B4y..00	MALIGNANT NEOPLASM OF GENITOURINARY ORGAN OS
B4z..00	MALIGNANT NEOPLASM OF GENITOURINARY ORGAN NOS
B5...00	MALIGNANT NEOPLASM OF OTHER AND UNSPECIFIED SITES
B5...11	CARCINOMA OF OTHER AND UNSPECIFIED SITES
B50..00	MALIGNANT NEOPLASM OF EYE
B500.00	MALIG NEOP EYEBALL EXCL CONJUNCTIVA, CORNEA, RETINA, CHOROID
B500000	MALIGNANT NEOPLASM OF CILIARY BODY
B500100	MALIGNANT NEOPLASM OF IRIS
B500200	MALIGNANT NEOPLASM OF CRYSTALLINE LENS
B500300	MALIGNANT NEOPLASM OF SCLERA
B500z00	MALIGNANT NEOPLASM OF EYEBALL NOS
B501.00	MALIGNANT NEOPLASM OF ORBIT
B501000	MALIGNANT NEOPLASM OF CONNECTIVE TISSUE OF ORBIT
B501100	MALIGNANT NEOPLASM OF EXTRAOCULAR MUSCLE OF ORBIT
B501z00	MALIGNANT NEOPLASM OF ORBIT NOS
B502.00	MALIGNANT NEOPLASM OF LACRIMAL GLAND
B503.00	MALIGNANT NEOPLASM OF CONJUNCTIVA
B504.00	MALIGNANT NEOPLASM OF CORNEA

B505.00	MALIGNANT NEOPLASM OF RETINA
B506.00	MALIGNANT NEOPLASM OF CHOROID
B507.00	MALIGNANT NEOPLASM OF LACRIMAL DUCT
B507000	MALIGNANT NEOPLASM OF LACRIMAL SAC
B507100	MALIGNANT NEOPLASM OF NASOLACRIMAL DUCT
B507z00	MALIGNANT NEOPLASM OF LACRIMAL DUCT NOS
B508.00	MALIGNANT NEOPLASM, OVERLAPPING LESION OF EYE AND ADNEXA
B50y.00	MALIGNANT NEOPLASM OF OTHER SPECIFIED SITE OF EYE
B50z.00	MALIGNANT NEOPLASM OF EYE NOS
B51..00	MALIGNANT NEOPLASM OF BRAIN
B51..11	CEREBRAL TUMOUR - MALIGNANT
B510.00	MALIGNANT NEOPLASM CEREBRUM (EXCLUDING LOBES AND VENTRICLES)
B510000	MALIGNANT NEOPLASM OF BASAL GANGLIA
B510100	MALIGNANT NEOPLASM OF CEREBRAL CORTEX
B510200	MALIGNANT NEOPLASM OF CORPUS STRIATUM
B510300	MALIGNANT NEOPLASM OF GLOBUS PALLIDUS
B510400	MALIGNANT NEOPLASM OF HYPOTHALAMUS
B510500	MALIGNANT NEOPLASM OF THALAMUS
B510z00	MALIGNANT NEOPLASM OF CEREBRUM NOS
B511.00	MALIGNANT NEOPLASM OF FRONTAL LOBE
B512.00	MALIGNANT NEOPLASM OF TEMPORAL LOBE
B512000	MALIGNANT NEOPLASM OF HIPPOCAMPUS
B512100	MALIGNANT NEOPLASM OF UNCUS
B512z00	MALIGNANT NEOPLASM OF TEMPORAL LOBE NOS
B513.00	MALIGNANT NEOPLASM OF PARIETAL LOBE
B514.00	MALIGNANT NEOPLASM OF OCCIPITAL LOBE
B515.00	MALIGNANT NEOPLASM OF CEREBRAL VENTRICLES
B515000	MALIGNANT NEOPLASM OF CHOROID PLEXUS
B515100	MALIGNANT NEOPLASM OF FLOOR OF CEREBRAL VENTRICLE
B515z00	MALIGNANT NEOPLASM OF CEREBRAL VENTRICLE NOS
B516.00	MALIGNANT NEOPLASM OF CEREBELLUM
B517.00	MALIGNANT NEOPLASM OF BRAIN STEM
B517000	MALIGNANT NEOPLASM OF CEREBRAL PEDUNCLE
B517100	MALIGNANT NEOPLASM OF MEDULLA OBLONGATA
B517200	MALIGNANT NEOPLASM OF MIDBRAIN
B517300	MALIGNANT NEOPLASM OF PONS
B517z00	MALIGNANT NEOPLASM OF BRAIN STEM NOS
B51y.00	MALIGNANT NEOPLASM OF OTHER PARTS OF BRAIN
B51y000	MALIGNANT NEOPLASM OF CORPUS CALLOSUM
B51y100	MALIGNANT NEOPLASM OF TAPETUM
B51y200	MALIGNANT NEOPLASM, OVERLAPPING LESION OF BRAIN
B51yz00	MALIGNANT NEOPLASM OF OTHER PART OF BRAIN NOS
B51z.00	MALIGNANT NEOPLASM OF BRAIN NOS
B52..00	MALIG NEOP OF OTHER AND UNSPECIFIED PARTS OF NERVOUS SYSTEM
B520.00	MALIGNANT NEOPLASM OF CRANIAL NERVES
B520000	MALIGNANT NEOPLASM OF OLFACTORY BULB
B520100	MALIGNANT NEOPLASM OF OPTIC NERVE
B520200	MALIGNANT NEOPLASM OF ACOUSTIC NERVE
B520z00	MALIGNANT NEOPLASM OF CRANIAL NERVES NOS
B521.00	MALIGNANT NEOPLASM OF CEREBRAL MENINGES
B521000	MALIGNANT NEOPLASM OF CEREBRAL DURA MATER
B521100	MALIGNANT NEOPLASM OF CEREBRAL ARACHNOID MATER
B521200	MALIGNANT NEOPLASM OF CEREBRAL PIA MATER
B521z00	MALIGNANT NEOPLASM OF CEREBRAL MENINGES NOS
B522.00	MALIGNANT NEOPLASM OF SPINAL CORD

B523.00	MALIGNANT NEOPLASM OF SPINAL MENINGES
B523000	MALIGNANT NEOPLASM OF SPINAL DURA MATER
B523100	MALIGNANT NEOPLASM OF SPINAL ARACHNOID MATER
B523200	MALIGNANT NEOPLASM OF SPINAL PIA MATER
B523z00	MALIGNANT NEOPLASM OF SPINAL MENINGES NOS
B524.00	MALIG NEOPL PERIPHERAL NERVES AND AUTONOMIC NERVOUS SYSTEM
B524000	MALIGNANT NEOPLASM OF PERIPHERAL NERVES OF HEAD, FACE & NECK
B524100	MALIGNANT NEOPLASM OF PERIPHERAL NERVE,UPP LIMB,INCL SHOULD
B524200	MALIGNANT NEOPLASM OF PERIPHERAL NERVE OF LOW LIMB, INCL HIP
B524300	MALIGNANT NEOPLASM OF PERIPHERAL NERVE OF THORAX
B524400	MALIGNANT NEOPLASM OF PERIPHERAL NERVE OF ABDOMEN
B524500	MALIGNANT NEOPLASM OF PERIPHERAL NERVE OF PELVIS
B524600	MALIGNANT NEOPLASM,OVERLAP LESION PERIPH NERVE & AUTON NS
B524W00	MAL NEOPLASM/PERIPH NERVES+AUTONOMIC NERVOUS SYSTEM,UNSPC
B524X00	MALIGNANT NEOPLASM/PERIPHERAL NERVES OF TRUNK,UNSPECIFIED
B525.00	MALIGNANT NEOPLASM OF CAUDA EQUINA
B52W.00	MALIG NEOPL, OVERLAP LESION BRAIN & OTHER PART OF CNS
B52X.00	MALIGNANT NEOPLASM OF MENINGES, UNSPECIFIED
B52y.00	MALIGNANT NEOPLASM OF OTHER SPECIFIED PART OF NERVOUS SYSTEM
B52z.00	MALIGNANT NEOPLASM OF NERVOUS SYSTEM NOS
B53..00	MALIGNANT NEOPLASM OF THYROID GLAND
B54..00	MALIG NEOP OF OTHER ENDOCRINE GLANDS AND RELATED STRUCTURES
B540.00	MALIGNANT NEOPLASM OF ADRENAL GLAND
B540.11	PHAEOCHROMOCYTOMA
B540000	MALIGNANT NEOPLASM OF ADRENAL CORTEX
B540100	MALIGNANT NEOPLASM OF ADRENAL MEDULLA
B540z00	MALIGNANT NEOPLASM OF ADRENAL GLAND NOS
B541.00	MALIGNANT NEOPLASM OF PARATHYROID GLAND
B542.00	MALIGNANT NEOPLASM PITUITARY GLAND AND CRANIOPHARYNGEAL DUCT
B542000	MALIGNANT NEOPLASM OF PITUITARY GLAND
B542100	MALIGNANT NEOPLASM OF CRANIOPHARYNGEAL DUCT
B542z00	MALIG NEOP PITUITARY GLAND OR CRANIOPHARYNGEAL DUCT NOS
B543.00	MALIGNANT NEOPLASM OF PINEAL GLAND
B544.00	MALIGNANT NEOPLASM OF CAROTID BODY
B545.00	MALIGNANT NEOPLASM OF AORTIC BODY AND OTHER PARAGANGLIA
B545000	MALIGNANT NEOPLASM OF GLOMUS JUGULARE
B545100	MALIGNANT NEOPLASM OF AORTIC BODY
B545200	MALIGNANT NEOPLASM OF COCCYGEAL BODY
B545z00	MALIGNANT NEOPLASM OF AORTIC BODY OR PARAGANGLIA NOS
B54X.00	MALIGNANT NEOPLASM-PLURIGLANDULAR INVOLVEMENT,UNSPECIFIED
B54y.00	MALIGNANT NEOPLASM OF OTHER SPECIFIED ENDOCRINE GLAND
B54z.00	MALIG NEOP OF ENDOCRINE GLAND OR RELATED STRUCTURE NOS
B55..00	MALIGNANT NEOPLASM OF OTHER AND ILL-DEFINED SITES
B550.00	MALIGNANT NEOPLASM OF HEAD, NECK AND FACE
B550000	MALIGNANT NEOPLASM OF HEAD NOS
B550100	MALIGNANT NEOPLASM OF CHEEK NOS
B550200	MALIGNANT NEOPLASM OF NOSE NOS
B550300	MALIGNANT NEOPLASM OF JAW NOS
B550400	MALIGNANT NEOPLASM OF NECK NOS
B550500	MALIGNANT NEOPLASM OF SUPRACLAVICULAR FOSSA NOS
B550z00	MALIGNANT NEOPLASM OF HEAD, NECK AND FACE NOS
B551.00	MALIGNANT NEOPLASM OF THORAX
B551000	MALIGNANT NEOPLASM OF AXILLA NOS
B551100	MALIGNANT NEOPLASM OF CHEST WALL NOS
B551200	MALIGNANT NEOPLASM OF INTRATHORACIC SITE NOS

B551z00	MALIGNANT NEOPLASM OF THORAX NOS
B552.00	MALIGNANT NEOPLASM OF ABDOMEN
B553.00	MALIGNANT NEOPLASM OF PELVIS
B553000	MALIGNANT NEOPLASM OF INGUINAL REGION NOS
B553100	MALIGNANT NEOPLASM OF PRESACRAL REGION
B553200	MALIGNANT NEOPLASM OF SACROCOCCYGEAL REGION
B553z00	MALIGNANT NEOPLASM OF PELVIS NOS
B554.00	MALIGNANT NEOPLASM OF UPPER LIMB NOS
B555.00	MALIGNANT NEOPLASM OF LOWER LIMB NOS
B55y.00	MALIGNANT NEOPLASM OF OTHER SPECIFIED SITES
B55y000	MALIGNANT NEOPLASM OF BACK NOS
B55y100	MALIGNANT NEOPLASM OF TRUNK NOS
B55y200	MALIGNANT NEOPLASM OF FLANK NOS
B55yz00	MALIGNANT NEOPLASM OF SPECIFIED SITE NOS
B55z.00	MALIGNANT NEOPLASM OF OTHER AND ILL DEFINED SITE NOS
B56..00	SECONDARY AND UNSPECIFIED MALIGNANT NEOPLASM OF LYMPH NODES
B56..11	LYMPH NODE METASTASES
B560.00	SECONDARY AND UNSPEC MALIG NEOP LYMPH NODES HEAD/FACE/NECK
B560000	SECONDARY AND UNSPEC MALIG NEOP OF SUPERFICIAL PAROTID LN
B560100	SECONDARY AND UNSPEC MALIGNANT NEOPLASM MASTOID LYMPH NODES
B560200	SECONDARY AND UNSPEC MALIG NEOP SUPERFICIAL CERVICAL LN
B560300	SECONDARY AND UNSPEC MALIGNANT NEOPLASM OCCIPITAL LYMPH NODE
B560400	SECONDARY AND UNSPEC MALIG NEOP DEEP PAROTID LYMPH NODES
B560500	SECONDARY AND UNSPEC MALIG NEOP SUBMANDIBULAR LYMPH NODES
B560600	SECONDARY AND UNSPEC MALIG NEOP OF FACIAL LYMPH NODES
B560700	SECONDARY AND UNSPEC MALIG NEOP SUBMENTAL LYMPH NODES
B560800	SECONDARY AND UNSPEC MALIG NEOP ANTERIOR CERVICAL LN
B560900	SECONDARY AND UNSPEC MALIG NEOP DEEP CERVICAL LN
B560z00	SECONDARY UNSPEC MALIG NEOP LYMPH NODES HEAD/FACE/NECK NOS
B561.00	SECONDARY AND UNSPEC MALIG NEOP INTRATHORACIC LYMPH NODES
B561000	SECONDARY AND UNSPEC MALIG NEOP INTERNAL MAMMARY LYMPH NODES
B561100	SECONDARY AND UNSPEC MALIG NEOP INTERCOSTAL LYMPH NODES
B561200	SECONDARY AND UNSPEC MALIG NEOP DIAPHRAGMATIC LYMPH NODES
B561300	SECONDARY AND UNSPEC MALIG NEOP ANT MEDIASTINAL LYMPH NODES
B561400	SECONDARY AND UNSPEC MALIG NEOP POST MEDIASTINAL LYMPH NODES
B561500	SECONDARY AND UNSPEC MALIG NEOP PARATRACHEAL LYMPH NODES
B561600	SECONDARY AND UNSPEC MALIG NEOP SUPERFIC TRACHEOBRONCHIAL LN
B561700	SECONDARY AND UNSPEC MALIG NEOP INFERIOR TRACHEOBRONCHIAL LN
B561800	SECONDARY AND UNSPEC MALIG NEOP BRONCHOPULMONARY LYMPH NODES
B561900	SECONDARY AND UNSPEC MALIG NEOP PULMONARY LYMPH NODES
B561z00	SECONDARY AND UNSPEC MALIG NEOP INTRATHORACIC LN NOS
B562.00	SECONDARY AND UNSPEC MALIG NEOP INTRA-ABDOMINAL LYMPH NODES
B562000	SECONDARY AND UNSPEC MALIG NEOP COELIAC LYMPH NODES
B562100	SECONDARY AND UNSPEC MALIG NEOP SUPERFICIAL MESENTERIC LN
B562200	SECONDARY AND UNSPEC MALIG NEOP INFERIOR MESENTERIC LN
B562300	SECONDARY AND UNSPEC MALIG NEOP COMMON ILIAC LYMPH NODES
B562400	SECONDARY AND UNSPEC MALIG NEOP EXTERNAL ILIAC LYMPH NODES
B562z00	SECONDARY AND UNSPEC MALIG NEOP INTRA-ABDOMINAL LN NOS
B563.00	SECONDARY AND UNSPEC MALIG NEOP AXILLA AND UPPER LIMB LN
B563000	SECONDARY AND UNSPEC MALIG NEOP AXILLARY LYMPH NODES
B563100	SECONDARY AND UNSPEC MALIG NEOP SUPRATROCHLEAR LYMPH NODES
B563200	SECONDARY AND UNSPEC MALIG NEOP INFRACLAVICULAR LYMPH NODES
B563300	SECONDARY AND UNSPEC MALIG NEOP PECTORAL LYMPH NODES
B563z00	SECONDARY AND UNSPEC MALIG NEOP AXILLA AND UPPER LIMB LN NOS
B564.00	SECONDARY AND UNSPEC MALIG NEOP INGUINAL AND LOWER LIMB LN

B564000	SECONDARY AND UNSPEC MALIG NEOP SUPERFICIAL INGUINAL LN
B564100	SECONDARY AND UNSPEC MALIG NEOP DEEP INGUINAL LYMPH NODES
B564200	SECONDARY AND UNSPEC MALIG NEOP POPLITEAL LYMPH NODES
B564z00	SECONDARY AND UNSPEC MALIG NEOP OF INGUINAL AND LEG LN NOS
B565.00	SECONDARY AND UNSPEC MALIG NEOP INTRAPELVIC LYMPH NODES
B565000	SECONDARY AND UNSPEC MALIG NEOP INTERNAL ILIAC LYMPH NODES
B565100	SECONDARY AND UNSPEC MALIG NEOP INFERIOR EPIGASTRIC LN
B565200	SECONDARY AND UNSPEC MALIG NEOP CIRCUMFLEX ILIAC LN
B565300	SECONDARY AND UNSPEC MALIG NEOP SACRAL LYMPH NODES
B565400	SECONDARY AND UNSPEC MALIG NEOP OBTURATOR LYMPH NODES
B565z00	SECONDARY AND UNSPEC MALIG NEOP INTRAPELVIC LN NOS
B56y.00	SECONDARY AND UNSPEC MALIG NEOP LYMPH NODES MULTIPLE SITES
B56z.00	SECONDARY AND UNSPEC MALIG NEOP LYMPH NODES NOS
B57..00	SECONDARY MALIG NEOP OF RESPIRATORY AND DIGESTIVE SYSTEMS
B57..11	METASTASES OF RESPIRATORY AND/OR DIGESTIVE SYSTEMS
B57..12	SECONDARY CARCINOMA OF RESPIRATORY AND/OR DIGESTIVE SYSTEMS
B570.00	SECONDARY MALIGNANT NEOPLASM OF LUNG
B571.00	SECONDARY MALIGNANT NEOPLASM OF MEDIASTINUM
B572.00	SECONDARY MALIGNANT NEOPLASM OF PLEURA
B573.00	SECONDARY MALIGNANT NEOPLASM OF OTHER RESPIRATORY ORGANS
B574.00	SECONDARY MALIGNANT NEOPLASM OF SMALL INTESTINE AND DUODENUM
B574000	SECONDARY MALIGNANT NEOPLASM OF DUODENUM
B574100	SECONDARY MALIGNANT NEOPLASM OF JEJUNUM
B574200	SECONDARY MALIGNANT NEOPLASM OF ILEUM
B574z00	SECONDARY MALIG NEOP OF SMALL INTESTINE OR DUODENUM NOS
B575.00	SECONDARY MALIGNANT NEOPLASM OF LARGE INTESTINE AND RECTUM
B575000	SECONDARY MALIGNANT NEOPLASM OF COLON
B575100	SECONDARY MALIGNANT NEOPLASM OF RECTUM
B575z00	SECONDARY MALIG NEOP OF LARGE INTESTINE OR RECTUM NOS
B576.00	SECONDARY MALIG NEOP OF RETROPERITONEUM AND PERITONEUM
B576000	SECONDARY MALIGNANT NEOPLASM OF RETROPERITONEUM
B576100	SECONDARY MALIGNANT NEOPLASM OF PERITONEUM
B576200	MALIGNANT ASCITES
B576z00	SECONDARY MALIG NEOP OF RETROPERITONEUM OR PERITONEUM NOS
B577.00	SECONDARY MALIGNANT NEOPLASM OF LIVER
B577.11	LIVER METASTASES
B57y.00	SECONDARY MALIGNANT NEOPLASM OF OTHER DIGESTIVE ORGAN
B57z.00	SECONDARY MALIG NEOP OF RESPIRATORY OR DIGESTIVE SYSTEM NOS
B58..00	SECONDARY MALIGNANT NEOPLASM OF OTHER SPECIFIED SITES
B58..11	SECONDARY CARCINOMA OF OTHER SPECIFIED SITES
B580.00	SECONDARY MALIGNANT NEOPLASM OF KIDNEY
B581.00	SECONDARY MALIGNANT NEOPLASM OF OTHER URINARY ORGANS
B581000	SECONDARY MALIGNANT NEOPLASM OF URETER
B581100	SECONDARY MALIGNANT NEOPLASM OF BLADDER
B581200	SECONDARY MALIGNANT NEOPLASM OF URETHRA
B581z00	SECONDARY MALIGNANT NEOPLASM OF OTHER URINARY ORGAN NOS
B582.00	SECONDARY MALIGNANT NEOPLASM OF SKIN
B582000	SECONDARY MALIGNANT NEOPLASM OF SKIN OF HEAD
B582100	SECONDARY MALIGNANT NEOPLASM OF SKIN OF FACE
B582200	SECONDARY MALIGNANT NEOPLASM OF SKIN OF NECK
B582300	SECONDARY MALIGNANT NEOPLASM OF SKIN OF TRUNK
B582400	SECONDARY MALIGNANT NEOPLASM OF SKIN OF SHOULDER AND ARM
B582500	SECONDARY MALIGNANT NEOPLASM OF SKIN OF HIP AND LEG
B582600	SECONDARY MALIGNANT NEOPLASM OF SKIN OF BREAST
B582z00	SECONDARY MALIGNANT NEOPLASM OF SKIN NOS

B583.00	SECONDARY MALIGNANT NEOPLASM OF BRAIN AND SPINAL CORD
B583000	SECONDARY MALIGNANT NEOPLASM OF BRAIN
B583100	SECONDARY MALIGNANT NEOPLASM OF SPINAL CORD
B583200	CEREBRAL METASTASIS
B583z00	SECONDARY MALIGNANT NEOPLASM OF BRAIN OR SPINAL CORD NOS
B584.00	SECONDARY MALIGNANT NEOPLASM OF OTHER PART OF NERVOUS SYSTEM
B585.00	SECONDARY MALIGNANT NEOPLASM OF BONE AND BONE MARROW
B586.00	SECONDARY MALIGNANT NEOPLASM OF OVARY
B587.00	SECONDARY MALIGNANT NEOPLASM OF ADRENAL GLAND
B58y.00	SECONDARY MALIGNANT NEOPLASM OF OTHER SPECIFIED SITES
B58y000	SECONDARY MALIGNANT NEOPLASM OF BREAST
B58y100	SECONDARY MALIGNANT NEOPLASM OF UTERUS
B58y200	SECONDARY MALIGNANT NEOPLASM OF CERVIX UTERI
B58y211	SECONDARY CANCER OF THE CERVIX
B58y300	SECONDARY MALIGNANT NEOPLASM OF VAGINA
B58y400	SECONDARY MALIGNANT NEOPLASM OF VULVA
B58y411	SECONDARY CANCER OF THE VULVA
B58y500	SECONDARY MALIGNANT NEOPLASM OF PROSTATE
B58y600	SECONDARY MALIGNANT NEOPLASM OF TESTIS
B58y700	SECONDARY MALIGNANT NEOPLASM OF PENIS
B58y800	SECONDARY MALIGNANT NEOPLASM OF EPIDIDYMIS AND VAS DEFERENS
B58y900	SECONDARY MALIGNANT NEOPLASM OF TONGUE
B58yz00	SECONDARY MALIGNANT NEOPLASM OF OTHER SPECIFIED SITE NOS
B58z.00	SECONDARY MALIGNANT NEOPLASM OF OTHER SPECIFIED SITE NOS
B59..00	MALIGNANT NEOPLASM OF UNSPECIFIED SITE
B590.00	DISSEMINATED MALIGNANCY NOS
B590.11	CARCINOMATOSIS
B591.00	OTHER MALIGNANT NEOPLASM NOS
B592.00	MALIGNANT NEOPLASMS OF INDEPENDENT (PRIMARY) MULTIPLE SITES
B592X00	KAPOSI'S SARCOMA OF MULTIPLE ORGANS
B593.00	PRIMARY MALIGNANT NEOPLASM OF UNKNOWN SITE
B594.00	SECONDARY MALIGNANT NEOPLASM OF UNKNOWN SITE
B59z.00	MALIGNANT NEOPLASM OF UNSPECIFIED SITE NOS
B59zX00	KAPOSI'S SARCOMA, UNSPECIFIED
B5y..00	MALIGNANT NEOPLASM OF OTHER AND UNSPECIFIED SITE OS
B5z..00	MALIGNANT NEOPLASM OF OTHER AND UNSPECIFIED SITE NOS
B6...00	MALIGNANT NEOPLASM OF LYMPHATIC AND HAEMOPOIETIC TISSUE
B6...11	MALIGNANT NEOPLASM OF HISTIOCYTIC TISSUE
B60..00	LYMPHOSARCOMA AND RETICULOSARCOMA
B600.00	RETICULOSARCOMA
B600000	RETICULOSARCOMA OF UNSPECIFIED SITE
B600100	RETICULOSARCOMA OF LYMPH NODES OF HEAD, FACE AND NECK
B600200	RETICULOSARCOMA OF INTRATHORACIC LYMPH NODES
B600300	RETICULOSARCOMA OF INTRA-ABDOMINAL LYMPH NODES
B600400	RETICULOSARCOMA OF LYMPH NODES OF AXILLA AND UPPER LIMB
B600500	RETICULOSARCOMA OF LYMPH NODES OF INGUINAL REGION AND LEG
B600600	RETICULOSARCOMA OF INTRAPELVIC LYMPH NODES
B600700	RETICULOSARCOMA OF SPLEEN
B600800	RETICULOSARCOMA OF LYMPH NODES OF MULTIPLE SITES
B600z00	RETICULOSARCOMA NOS
B601.00	LYMPHOSARCOMA
B601000	LYMPHOSARCOMA OF UNSPECIFIED SITE
B601100	LYMPHOSARCOMA OF LYMPH NODES OF HEAD, FACE AND NECK
B601200	LYMPHOSARCOMA OF INTRATHORACIC LYMPH NODES
B601300	LYMPHOSARCOMA OF INTRA-ABDOMINAL LYMPH NODES

B601400	LYMPHOSARCOMA OF LYMPH NODES OF AXILLA AND UPPER LIMB
B601500	LYMPHOSARCOMA OF LYMPH NODES OF INGUINAL REGION AND LEG
B601600	LYMPHOSARCOMA OF INTRAPELVIC LYMPH NODES
B601700	LYMPHOSARCOMA OF SPLEEN
B601800	LYMPHOSARCOMA OF LYMPH NODES OF MULTIPLE SITES
B601z00	LYMPHOSARCOMA NOS
B602.00	BURKITT'S LYMPHOMA
B602000	BURKITT'S LYMPHOMA OF UNSPECIFIED SITE
B602100	BURKITT'S LYMPHOMA OF LYMPH NODES OF HEAD, FACE AND NECK
B602200	BURKITT'S LYMPHOMA OF INTRATHORACIC LYMPH NODES
B602300	BURKITT'S LYMPHOMA OF INTRA-ABDOMINAL LYMPH NODES
B602400	BURKITT'S LYMPHOMA OF LYMPH NODES OF AXILLA AND UPPER LIMB
B602500	BURKITT'S LYMPHOMA OF LYMPH NODES OF INGUINAL REGION AND LEG
B602600	BURKITT'S LYMPHOMA OF INTRAPELVIC LYMPH NODES
B602700	BURKITT'S LYMPHOMA OF SPLEEN
B602800	BURKITT'S LYMPHOMA OF LYMPH NODES OF MULTIPLE SITES
B602z00	BURKITT'S LYMPHOMA NOS
B60y.00	OTHER SPECIFIED RETICULOSARCOMA OR LYMPHOSARCOMA
B60z.00	RETICULOSARCOMA OR LYMPHOSARCOMA NOS
B61..00	HODGKIN'S DISEASE
B610.00	HODGKIN'S PARAGRANULOMA
B610000	HODGKIN'S PARAGRANULOMA OF UNSPECIFIED SITE
B610100	HODGKIN'S PARAGRANULOMA OF LYMPH NODES OF HEAD, FACE, NECK
B610200	HODGKIN'S PARAGRANULOMA OF INTRATHORACIC LYMPH NODES
B610300	HODGKIN'S PARAGRANULOMA OF INTRA-ABDOMINAL LYMPH NODES
B610400	HODGKIN'S PARAGRANULOMA OF LYMPH NODES OF AXILLA AND ARM
B610500	HODGKIN'S PARAGRANULOMA LYMPH NODES INGUINAL REGION AND LEG
B610600	HODGKIN'S PARAGRANULOMA OF INTRAPELVIC LYMPH NODES
B610700	HODGKIN'S PARAGRANULOMA OF SPLEEN
B610800	HODGKIN'S PARAGRANULOMA OF LYMPH NODES OF MULTIPLE SITES
B610z00	HODGKIN'S PARAGRANULOMA NOS
B611.00	HODGKIN'S GRANULOMA
B611000	HODGKIN'S GRANULOMA OF UNSPECIFIED SITE
B611100	HODGKIN'S GRANULOMA OF LYMPH NODES OF HEAD, FACE AND NECK
B611200	HODGKIN'S GRANULOMA OF INTRATHORACIC LYMPH NODES
B611300	HODGKIN'S GRANULOMA OF INTRA-ABDOMINAL LYMPH NODES
B611400	HODGKIN'S GRANULOMA OF LYMPH NODES OF AXILLA AND UPPER LIMB
B611500	HODGKIN'S GRANULOMA LYMPH NODES OF INGUINAL REGION AND LEG
B611600	HODGKIN'S GRANULOMA OF INTRAPELVIC LYMPH NODES
B611700	HODGKIN'S GRANULOMA OF SPLEEN
B611800	HODGKIN'S GRANULOMA OF LYMPH NODES OF MULTIPLE SITES
B611z00	HODGKIN'S GRANULOMA NOS
B612.00	HODGKIN'S SARCOMA
B612000	HODGKIN'S SARCOMA OF UNSPECIFIED SITE
B612100	HODGKIN'S SARCOMA OF LYMPH NODES OF HEAD, FACE AND NECK
B612200	HODGKIN'S SARCOMA OF INTRATHORACIC LYMPH NODES
B612300	HODGKIN'S SARCOMA OF INTRA-ABDOMINAL LYMPH NODES
B612400	HODGKIN'S SARCOMA OF LYMPH NODES OF AXILLA AND UPPER LIMB
B612500	HODGKIN'S SARCOMA OF LYMPH NODES OF INGUINAL REGION AND LEG
B612600	HODGKIN'S SARCOMA OF INTRAPELVIC LYMPH NODES
B612700	HODGKIN'S SARCOMA OF SPLEEN
B612800	HODGKIN'S SARCOMA OF LYMPH NODES OF MULTIPLE SITES
B612z00	HODGKIN'S SARCOMA NOS
B613.00	HODGKIN'S DISEASE, LYMPHOCYTIC-HISTIOCYTIC PREDOMINANCE
B613000	HODGKIN'S, LYMPHOCYTIC-HISTIOCYTIC PREDOMINANCE UNSPEC SITE

B613100	HODGKIN'S, LYMPHOCYTIC-HISTIOCYTIC PRED OF HEAD, FACE, NECK
B613200	HODGKIN'S, LYMPHOCYTIC-HISTIOCYTIC PRED INTRATHORACIC NODES
B613300	HODGKIN'S, LYMPHOCYTIC-HISTIOCYTIC PRED INTRA-ABDOMINAL NODE
B613400	HODGKIN'S, LYMPHOCYTIC-HISTIOCYTIC PRED AXILLA AND ARM
B613500	HODGKIN'S, LYMPHOCYTIC-HISTIOCYTIC PRED INGUINAL AND LEG
B613600	HODGKIN'S, LYMPHOCYTIC-HISTIOCYTIC PRED INTRAPELVIC NODES
B613700	HODGKIN'S, LYMPHOCYTIC-HISTIOCYTIC PREDOMINANCE OF SPLEEN
B613800	HODGKIN'S, LYMPHOCYTIC-HISTIOCYTIC PRED OF MULTIPLE SITES
B613z00	HODGKIN'S, LYMPHOCYTIC-HISTIOCYTIC PREDOMINANCE NOS
B614.00	HODGKIN'S DISEASE, NODULAR SCLEROSIS
B614000	HODGKIN'S DISEASE, NODULAR SCLEROSIS OF UNSPECIFIED SITE
B614100	HODGKIN'S NODULAR SCLEROSIS OF HEAD, FACE AND NECK
B614200	HODGKIN'S NODULAR SCLEROSIS OF INTRATHORACIC LYMPH NODES
B614300	HODGKIN'S NODULAR SCLEROSIS OF INTRA-ABDOMINAL LYMPH NODES
B614400	HODGKIN'S NODULAR SCLEROSIS OF LYMPH NODES OF AXILLA AND ARM
B614500	HODGKIN'S NODULAR SCLEROSIS OF INGUINAL REGION AND LEG
B614600	HODGKIN'S NODULAR SCLEROSIS OF INTRAPELVIC LYMPH NODES
B614700	HODGKIN'S DISEASE, NODULAR SCLEROSIS OF SPLEEN
B614800	HODGKIN'S NODULAR SCLEROSIS OF LYMPH NODES OF MULTIPLE SITES
B614z00	HODGKIN'S DISEASE, NODULAR SCLEROSIS NOS
B615.00	HODGKIN'S DISEASE, MIXED CELLULARITY
B615000	HODGKIN'S DISEASE, MIXED CELLULARITY OF UNSPECIFIED SITE
B615100	HODGKIN'S MIXED CELLULARITY OF LYMPH NODES HEAD, FACE, NECK
B615200	HODGKIN'S MIXED CELLULARITY OF INTRATHORACIC LYMPH NODES
B615300	HODGKIN'S MIXED CELLULARITY OF INTRA-ABDOMINAL LYMPH NODES
B615400	HODGKIN'S MIXED CELLULARITY OF LYMPH NODES OF AXILLA AND ARM
B615500	HODGKIN'S MIXED CELLULARITY OF LYMPH NODES INGUINAL AND LEG
B615600	HODGKIN'S MIXED CELLULARITY OF INTRAPELVIC LYMPH NODES
B615700	HODGKIN'S DISEASE, MIXED CELLULARITY OF SPLEEN
B615800	HODGKIN'S MIXED CELLULARITY OF LYMPH NODES OF MULTIPLE SITES
B615z00	HODGKIN'S DISEASE, MIXED CELLULARITY NOS
B616.00	HODGKIN'S DISEASE, LYMPHOCYTIC DEPLETION
B616000	HODGKIN'S LYMPHOCYTIC DEPLETION OF UNSPECIFIED SITE
B616100	HODGKIN'S LYMPHOCYTIC DEPLETION OF HEAD, FACE AND NECK
B616200	HODGKIN'S LYMPHOCYTIC DEPLETION OF INTRATHORACIC LYMPH NODES
B616300	HODGKIN'S LYMPHOCYTIC DEPLETION INTRA-ABDOMINAL LYMPH NODES
B616400	HODGKIN'S LYMPHOCYTIC DEPLETION LYMPH NODES AXILLA AND ARM
B616500	HODGKIN'S LYMPHOCYTIC DEPLETION LYMPH NODES INGUINAL AND LEG
B616600	HODGKIN'S LYMPHOCYTIC DEPLETION OF INTRAPELVIC LYMPH NODES
B616700	HODGKIN'S DISEASE, LYMPHOCYTIC DEPLETION OF SPLEEN
B616800	HODGKIN'S LYMPHOCYTIC DEPLETION LYMPH NODES MULTIPLE SITES
B616z00	HODGKIN'S DISEASE, LYMPHOCYTIC DEPLETION NOS
B61z.00	HODGKIN'S DISEASE NOS
B61z000	HODGKIN'S DISEASE NOS, UNSPECIFIED SITE
B61z100	HODGKIN'S DISEASE NOS OF LYMPH NODES OF HEAD, FACE AND NECK
B61z200	HODGKIN'S DISEASE NOS OF INTRATHORACIC LYMPH NODES
B61z300	HODGKIN'S DISEASE NOS OF INTRA-ABDOMINAL LYMPH NODES
B61z400	HODGKIN'S DISEASE NOS OF LYMPH NODES OF AXILLA AND ARM
B61z500	HODGKIN'S DISEASE NOS OF LYMPH NODES INGUINAL REGION AND LEG
B61z600	HODGKIN'S DISEASE NOS OF INTRAPELVIC LYMPH NODES
B61z700	HODGKIN'S DISEASE NOS OF SPLEEN
B61z800	HODGKIN'S DISEASE NOS OF LYMPH NODES OF MULTIPLE SITES
B61zz00	HODGKIN'S DISEASE NOS
B62..00	OTHER MALIGNANT NEOPLASM OF LYMPHOID AND HISTIOCYTIC TISSUE
B620.00	NODULAR LYMPHOMA (BRILL - SYMMERS DISEASE)

B620.11	RETICULOSARCOMA - FOLLICULAR OR NODULAR
B620000	NODULAR LYMPHOMA OF UNSPECIFIED SITE
B620100	NODULAR LYMPHOMA OF LYMPH NODES OF HEAD, FACE AND NECK
B620200	NODULAR LYMPHOMA OF INTRATHORACIC LYMPH NODES
B620300	NODULAR LYMPHOMA OF INTRA-ABDOMINAL LYMPH NODES
B620400	NODULAR LYMPHOMA OF LYMPH NODES OF AXILLA AND UPPER LIMB
B620500	NODULAR LYMPHOMA OF LYMPH NODES OF INGUINAL REGION AND LEG
B620600	NODULAR LYMPHOMA OF INTRAPELVIC LYMPH NODES
B620700	NODULAR LYMPHOMA OF SPLEEN
B620800	NODULAR LYMPHOMA OF LYMPH NODES OF MULTIPLE SITES
B620z00	NODULAR LYMPHOMA NOS
B621.00	MYCOSIS FUNGOIDES
B621000	MYCOSIS FUNGOIDES OF UNSPECIFIED SITE
B621100	MYCOSIS FUNGOIDES OF THE LYMPH NODES OF HEAD, FACE AND NECK
B621200	MYCOSIS FUNGOIDES OF INTRATHORACIC LYMPH NODES
B621300	MYCOSIS FUNGOIDES OF INTRA-ABDOMINAL LYMPH NODES
B621400	MYCOSIS FUNGOIDES OF LYMPH NODES OF AXILLA AND UPPER LIMB
B621500	MYCOSIS FUNGOIDES OF LYMPH NODES OF INGUINAL REGION AND LEG
B621600	MYCOSIS FUNGOIDES OF INTRAPELVIC LYMPH NODES
B621700	MYCOSIS FUNGOIDES OF SPLEEN
B621800	MYCOSIS FUNGOIDES OF LYMPH NODES OF MULTIPLE SITES
B621z00	MYCOSIS FUNGOIDES NOS
B622.00	SEZARY'S DISEASE
B622000	SEZARY'S DISEASE OF UNSPECIFIED SITE
B622100	SEZARY'S DISEASE OF LYMPH NODES OF HEAD, FACE AND NECK
B622200	SEZARY'S DISEASE OF INTRATHORACIC LYMPH NODES
B622300	SEZARY'S DISEASE OF INTRA-ABDOMINAL LYMPH NODES
B622400	SEZARY'S DISEASE OF LYMPH NODES OF AXILLA AND UPPER LIMB
B622500	SEZARY'S DISEASE OF LYMPH NODES OF INGUINAL REGION AND LEG
B622600	SEZARY'S DISEASE OF INTRAPELVIC LYMPH NODES
B622700	SEZARY'S DISEASE OF SPLEEN
B622800	SEZARY'S DISEASE OF LYMPH NODES OF MULTIPLE SITES
B622z00	SEZARY'S DISEASE NOS
B623.00	MALIGNANT HISTIOCYTOSIS
B623000	MALIGNANT HISTIOCYTOSIS OF UNSPECIFIED SITE
B623100	MALIGNANT HISTIOCYTOSIS OF LYMPH NODES HEAD, FACE AND NECK
B623200	MALIGNANT HISTIOCYTOSIS OF INTRATHORACIC LYMPH NODES
B623300	MALIGNANT HISTIOCYTOSIS OF INTRA-ABDOMINAL LYMPH NODES
B623400	MALIGNANT HISTIOCYTOSIS OF LYMPH NODES OF AXILLA AND ARM
B623500	MALIGNANT HISTIOCYTOSIS OF LYMPH NODES INGUINAL AND LEG
B623600	MALIGNANT HISTIOCYTOSIS OF INTRAPELVIC LYMPH NODES
B623700	MALIGNANT HISTIOCYTOSIS OF SPLEEN
B623800	MALIGNANT HISTIOCYTOSIS OF LYMPH NODES OF MULTIPLE SITES
B623z00	MALIGNANT HISTIOCYTOSIS NOS
B624.00	LEUKAEMIC RETICULOENDOTHELIOISIS
B624.11	LEUKAEMIC RETICULOENDOTHELIOISIS
B624.12	HAIRY CELL LEUKAEMIA
B624000	LEUKAEMIC RETICULOENDOTHELIOISIS OF UNSPECIFIED SITES
B624100	LEUKAEMIC RETICULOEND OF LYMPH NODES OF HEAD, FACE AND NECK
B624200	LEUKAEMIC RETICULOENDOTHELIOISIS OF INTRATHORACIC LYMPH NODES
B624300	LEUKAEMIC RETICULOEND OF INTRA-ABDOMINAL LYMPH NODES
B624400	LEUKAEMIC RETICULOEND OF LYMPH NODES OF AXILLA AND ARM
B624500	LEUKAEMIC RETICULOEND OF LYMPH NODES INGUINAL REGION AND LEG
B624600	LEUKAEMIC RETICULOENDOTHELIOISIS OF INTRAPELVIC LYMPH NODES
B624700	LEUKAEMIC RETICULOENDOTHELIOISIS OF SPLEEN

B624800	LEUKAEMIC RETICULOEND OF LYMPH NODES OF MULTIPLE SITES
B624z00	LEUKAEMIC RETICULOENDOTHELIOISIS NOS
B625.00	LETTERER-SIWE DISEASE
B625.11	HISTIOCYTOSIS X (ACUTE, PROGRESSIVE)
B625000	LETTERER-SIWE DISEASE OF UNSPECIFIED SITES
B625100	LETTERER-SIWE DISEASE OF LYMPH NODES OF HEAD, FACE AND NECK
B625200	LETTERER-SIWE DISEASE OF INTRATHORACIC LYMPH NODES
B625300	LETTERER-SIWE DISEASE OF INTRA-ABDOMINAL LYMPH NODES
B625400	LETTERER-SIWE DISEASE OF LYMPH NODES OF AXILLA AND ARM
B625500	LETTERER-SIWE DISEASE OF LYMPH NODES INGUINAL REGION AND LEG
B625600	LETTERER-SIWE DISEASE OF INTRAPELVIC LYMPH NODES
B625700	LETTERER-SIWE DISEASE OF SPLEEN
B625800	LETTERER-SIWE DISEASE OF LYMPH NODES OF MULTIPLE SITES
B625z00	LETTERER-SIWE DISEASE NOS
B626.00	MALIGNANT MAST CELL TUMOURS
B626000	MAST CELL MALIGNANCY OF UNSPECIFIED SITE
B626100	MAST CELL MALIGNANCY OF LYMPH NODES OF HEAD, FACE AND NECK
B626200	MAST CELL MALIGNANCY OF INTRATHORACIC LYMPH NODES
B626300	MAST CELL MALIGNANCY OF INTRA-ABDOMINAL LYMPH NODES
B626400	MAST CELL MALIGNANCY OF LYMPH NODES OF AXILLA AND UPPER LIMB
B626500	MAST CELL MALIGNANCY OF LYMPH NODES INGUINAL REGION AND LEG
B626600	MAST CELL MALIGNANCY OF INTRAPELVIC LYMPH NODES
B626700	MAST CELL MALIGNANCY OF SPLEEN
B626800	MAST CELL MALIGNANCY OF LYMPH NODES OF MULTIPLE SITES
B626z00	MALIGNANT MAST CELL TUMOUR NOS
B627.00	NON - HODGKIN'S LYMPHOMA
B627000	FOLLICULAR NON-HODGKIN'S SMALL CLEAVED CELL LYMPHOMA
B627100	FOLLICULAR NON-HODG MIXED SML CLEAVD & LGE CELL LYMPHOMA
B627200	FOLLICULAR NON-HODGKIN'S LARGE CELL LYMPHOMA
B627300	DIFFUSE NON-HODGKIN'S SMALL CELL (DIFFUSE) LYMPHOMA
B627400	DIFFUSE NON-HODGKIN'S SMALL CLEAVED CELL (DIFFUSE) LYMPHOMA
B627500	DIFFUSE NON-HODGKIN MIXED SML & LGE CELL (DIFFUSE) LYMPHOMA
B627600	DIFFUSE NON-HODGKIN'S IMMUNOBLASTIC (DIFFUSE) LYMPHOMA
B627700	DIFFUSE NON-HODGKIN'S LYMPHOBLASTIC (DIFFUSE) LYMPHOMA
B627800	DIFFUSE NON-HODGKIN'S LYMPHOMA UNDIFFERENTIATED (DIFFUSE)
B627900	MUCOSA-ASSOCIATED LYMPHOMA
B627911	MALTOMA
B627B00	OTHER TYPES OF FOLLICULAR NON-HODGKIN'S LYMPHOMA
B627C00	FOLLICULAR NON-HODGKIN'S LYMPHOMA
B627C11	FOLLICULAR LYMPHOMA NOS
B627D00	DIFFUSE NON-HODGKIN'S CENTROBLASTIC LYMPHOMA
B627W00	UNSPECIFIED B-CELL NON-HODGKIN'S LYMPHOMA
B627X00	DIFFUSE NON-HODGKIN'S LYMPHOMA, UNSPECIFIED
B62x.00	MALIGNANT LYMPHOMA OTHERWISE SPECIFIED
B62x000	T-ZONE LYMPHOMA
B62x100	LYMPHOEPITHELIOID LYMPHOMA
B62x200	PERIPHERAL T-CELL LYMPHOMA
B62x300	MALIGNANT RETICULOENDOTHELIOISIS
B62x400	MALIGNANT RETICULOSIS
B62x500	MALIGNANT IMMUNOPROLIFERATIVE SMALL INTESTINAL DISEASE
B62x600	TRUE HISTIOCYTIC LYMPHOMA
B62xX00	OTH AND UNSPECIF PERIPHERAL & CUTANEOUS T-CELL LYMPHOMAS
B62y.00	MALIGNANT LYMPHOMA NOS
B62y000	MALIGNANT LYMPHOMA NOS OF UNSPECIFIED SITE
B62y100	MALIGNANT LYMPHOMA NOS OF LYMPH NODES OF HEAD, FACE AND NECK

B62y200	MALIGNANT LYMPHOMA NOS OF INTRATHORACIC LYMPH NODES
B62y300	MALIGNANT LYMPHOMA NOS OF INTRA-ABDOMINAL LYMPH NODES
B62y400	MALIGNANT LYMPHOMA NOS OF LYMPH NODES OF AXILLA AND ARM
B62y500	MALIGNANT LYMPHOMA NOS OF LYMPH NODE INGUINAL REGION AND LEG
B62y600	MALIGNANT LYMPHOMA NOS OF INTRAPELVIC LYMPH NODES
B62y700	MALIGNANT LYMPHOMA NOS OF SPLEEN
B62y800	MALIGNANT LYMPHOMA NOS OF LYMPH NODES OF MULTIPLE SITES
B62yz00	MALIGNANT LYMPHOMA NOS
B62z.00	MALIGNANT NEOPLASMS OF LYMPHOID AND HISTIOCYTIC TISSUE NOS
B62z000	UNSPEC MALIG NEOP LYMPHOID/HISTIOCYTIC OF UNSPECIFIED SITE
B62z100	UNSPEC MALIG NEOP LYMPHOID/HISTIOCYTIC LYMPH NODE HEAD/NECK
B62z200	UNSPEC MALIG NEOP LYMPHOID/HISTIOCYTIC OF INTRATHORACIC NODE
B62z300	UNSPEC MALIG NEOP LYMPHOID/HISTIOCYTIC INTRA-ABDOMINAL NODES
B62z400	UNSPEC MALIG NEOP LYMPHOID/HISTIOCYTIC LYMPH NODE AXILLA/ARM
B62z500	UNSPEC MALIG NEOP LYMPHOID/HISTIOCYTIC NODES INGUINAL/LEG
B62z600	UNSPEC MALIG NEOP LYMPHOID/HISTIOCYTIC OF INTRAPELVIC NODES
B62z700	UNSPEC MALIG NEOP LYMPHOID/HISTIOCYTIC OF SPLEEN
B62z800	UNSPEC MALIG NEOP LYMPHOID/HISTIOCYTIC OF MULTIPLE SITES
B62zz00	LYMPHOID AND HISTIOCYTIC MALIGNANCY NOS
B62zz11	IMMUNOPROLIFERATIVE NEOPLASM
B63..00	MULTIPLE MYELOMA AND IMMUNOPROLIFERATIVE NEOPLASMS
B630.00	MULTIPLE MYELOMA
B630.11	KAHLER'S DISEASE
B630.12	MYELOMATOSIS
B630000	MALIGNANT PLASMA CELL NEOPLASM, EXTRAMEDULLARY PLASMACYTOMA
B630100	SOLITARY MYELOMA
B630200	PLASMACYTOMA NOS
B630300	LAMBDA LIGHT CHAIN MYELOMA
B631.00	PLASMA CELL LEUKAEMIA
B63y.00	OTHER IMMUNOPROLIFERATIVE NEOPLASMS
B63z.00	IMMUNOPROLIFERATIVE NEOPLASM OR MYELOMA NOS
B64..00	LYMPHOID LEUKAEMIA
B64..11	LYMPHATIC LEUKAEMIA
B640.00	ACUTE LYMPHOID LEUKAEMIA
B641.00	CHRONIC LYMPHOID LEUKAEMIA
B641.11	CHRONIC LYMPHATIC LEUKAEMIA
B642.00	SUBACUTE LYMPHOID LEUKAEMIA
B64y.00	OTHER LYMPHOID LEUKAEMIA
B64y000	LEUKAEMIC LYMPHOID LEUKAEMIA
B64y100	PROLYMPHOCYTIC LEUKAEMIA
B64y200	ADULT T-CELL LEUKAEMIA
B64yz00	OTHER LYMPHOID LEUKAEMIA NOS
B64z.00	LYMPHOID LEUKAEMIA NOS
B65..00	MYELOID LEUKAEMIA
B650.00	ACUTE MYELOID LEUKAEMIA
B651.00	CHRONIC MYELOID LEUKAEMIA
B651.11	CHRONIC GRANULOCYTIC LEUKAEMIA
B651000	CHRONIC EOSINOPHILIC LEUKAEMIA
B651200	CHRONIC NEUTROPHILIC LEUKAEMIA
B651z00	CHRONIC MYELOID LEUKAEMIA NOS
B652.00	SUBACUTE MYELOID LEUKAEMIA
B653.00	MYELOID SARCOMA
B653000	CHLOROMA
B653100	GRANULOCYTIC SARCOMA
B653z00	MYELOID SARCOMA NOS

B65y.00	OTHER MYELOID LEUKAEMIA
B65y000	ALEUKAEMIC MYELOID LEUKAEMIA
B65y100	ACUTE PROMYELOCYTIC LEUKAEMIA
B65yz00	OTHER MYELOID LEUKAEMIA NOS
B65z.00	MYELOID LEUKAEMIA NOS
B66..00	MONOCYTIC LEUKAEMIA
B66..11	HISTIOCYTIC LEUKAEMIA
B66..12	MONOBLASTIC LEUKAEMIA
B660.00	ACUTE MONOCYTIC LEUKAEMIA
B661.00	CHRONIC MONOCYTIC LEUKAEMIA
B662.00	SUBACUTE MONOCYTIC LEUKAEMIA
B66y.00	OTHER MONOCYTIC LEUKAEMIA
B66y000	ALEUKAEMIC MONOCYTIC LEUKAEMIA
B66yz00	OTHER MONOCYTIC LEUKAEMIA NOS
B66z.00	MONOCYTIC LEUKAEMIA NOS
B67..00	OTHER SPECIFIED LEUKAEMIA
B670.00	ACUTE ERYTHRAEMIA AND ERYTHROLEUKAEMIA
B670.11	DI GUGLIELMO'S DISEASE
B671.00	CHRONIC ERYTHRAEMIA
B671.11	HEILMEYER - SCHONER DISEASE
B672.00	MEGAKARYOCYTIC LEUKAEMIA
B672.11	THROMBOCYTIC LEUKAEMIA
B673.00	MAST CELL LEUKAEMIA
B674.00	ACUTE PANMYELOSIS
B675.00	ACUTE MYELOFIBROSIS
B67y.00	OTHER AND UNSPECIFIED LEUKAEMIA
B67y000	LYMPHOSARCOMA CELL LEUKAEMIA
B67yz00	OTHER AND UNSPECIFIED LEUKAEMIA NOS
B67z.00	OTHER SPECIFIED LEUKAEMIA NOS
B68..00	LEUKAEMIA OF UNSPECIFIED CELL TYPE
B680.00	ACUTE LEUKAEMIA NOS
B681.00	CHRONIC LEUKAEMIA NOS
B682.00	SUBACUTE LEUKAEMIA NOS
B68y.00	OTHER LEUKAEMIA OF UNSPECIFIED CELL TYPE
B68z.00	LEUKAEMIA NOS
B69..00	MYELOMONOCYTIC LEUKAEMIA
B690.00	ACUTE MYELOMONOCYTIC LEUKAEMIA
B691.00	CHRONIC MYELOMONOCYTIC LEUKAEMIA
B692.00	SUBACUTE MYELOMONOCYTIC LEUKAEMIA
B6y..00	MALIGNANT NEOPLASM LYMPHATIC OR HAEMATOPOIETIC TISSUE OS
B6y0.00	MYELOPROLIFERATIVE DISORDER
B6y0.11	MYELOPROLIFERATIVE DISEASE
B6y1.00	MYELOSCLEROSIS WITH MYELOID METAPLASIA
B6y1.11	MEGAKARYOCYTIC MYELOSCLEROSIS
B6z..00	MALIGNANT NEOPLASM LYMPHATIC OR HAEMATOPOIETIC TISSUE NOS
B6z0.00	KAPOSI'S SARCOMA OF LYMPH NODES
B8...00	CARCINOMA IN SITU
B8...11	BOWEN'S DISEASE
B8...13	QUEYRATS'S ERYTHROPLASIA
B80..00	CARCINOMA IN SITU OF DIGESTIVE ORGANS
B80..11	CA-IN-SITU OF G.I. TRACT
B800.00	CARCINOMA IN SITU OF LIP, ORAL CAVITY AND PHARYNX
B800.11	CARCINOMA IN SITU OF ORAL CAVITY
B800.12	CARCINOMA IN SITU OF PHARYNX
B800000	CARCINOMA IN SITU OF LIP

B800100	CARCINOMA IN SITU OF TONGUE
B800200	CARCINOMA IN SITU OF SALIVARY GLANDS
B800300	CARCINOMA IN SITU OF GUMS
B800400	CARCINOMA IN SITU OF FLOOR OF MOUTH
B800500	CARCINOMA IN SITU OF CHEEK
B800600	CARCINOMA IN SITU OF PALATE
B800700	CARCINOMA IN SITU OF NASOPHARYNX
B800800	CARCINOMA IN SITU OF OROPHARYNX
B800900	CARCINOMA IN SITU OF HYPOPHARYNX
B800z00	CARCINOMA IN SITU OF LIP, ORAL CAVITY AND PHARYNX NOS
B801.00	CARCINOMA IN SITU OF OESOPHAGUS
B801000	CARCINOMA IN SITU OF UPPER 1/3 OESOPHAGUS
B801100	CARCINOMA IN SITU OF MIDDLE 1/3 OESOPHAGUS
B801200	CARCINOMA IN SITU OF LOWER 1/3 OESOPHAGUS
B801z00	CARCINOMA IN SITU OF OESOPHAGUS NOS
B802.00	CARCINOMA IN SITU OF STOMACH
B802000	CARCINOMA IN SITU OF CARDIA OF STOMACH
B802100	CARCINOMA IN SITU OF FUNDUS OF STOMACH
B802200	CARCINOMA IN SITU OF BODY OF STOMACH
B802300	CARCINOMA IN SITU OF PYLORIC ANTRUM
B802400	CARCINOMA IN SITU OF PYLORIC CANAL
B802z00	CARCINOMA IN SITU OF STOMACH NOS
B803.00	CARCINOMA IN SITU OF COLON
B803000	CARCINOMA IN SITU OF HEPATIC FLEXURE OF COLON
B803100	CARCINOMA IN SITU OF TRANSVERSE COLON
B803200	CARCINOMA IN SITU OF DESCENDING COLON
B803300	CARCINOMA IN SITU OF SIGMOID COLON
B803400	CARCINOMA IN SITU OF CAECUM
B803500	CARCINOMA IN SITU OF APPENDIX
B803600	CARCINOMA IN SITU OF ASCENDING COLON
B803700	CARCINOMA IN SITU OF SPLENIC FLEXURE OF COLON
B803z00	CARCINOMA IN SITU OF COLON NOS
B804.00	CARCINOMA IN SITU OF RECTUM AND RECTOSIGMOID JUNCTION
B804000	CARCINOMA IN SITU OF RECTOSIGMOID JUNCTION
B804100	CARCINOMA IN SITU OF RECTUM
B804z00	CARCINOMA IN SITU OF RECTUM OR RECTOSIGMOID JUNCTION NOS
B805.00	CARCINOMA IN SITU OF ANAL CANAL
B805000	ANAL INTRAEPITHELIAL NEOPLASIA GRADE III
B806.00	CARCINOMA IN SITU OF ANUS NOS
B807.00	CARCINOMA IN SITU OF OTHER AND UNSPECIFIED SMALL INTESTINE
B807000	CARCINOMA IN SITU OF DUODENUM
B807100	CARCINOMA IN SITU OF JEJUNUM
B807200	CARCINOMA IN SITU OF ILEUM
B807300	CARCINOMA IN SITU OF MECKEL'S DIVERTICULUM
B807z00	CARCINOMA IN SITU OTHER AND UNSPECIFIED SMALL INTESTINE NOS
B808.00	CARCINOMA IN SITU OF LIVER AND BILIARY SYSTEM
B808.11	CARCINOMA IN SITU OF BILIARY SYSTEM
B808000	CARCINOMA IN SITU OF LIVER
B808100	CARCINOMA IN SITU OF INTRAHEPATIC BILE DUCTS
B808200	CARCINOMA IN SITU OF HEPATIC DUCT
B808300	CARCINOMA IN SITU OF GALL BLADDER
B808400	CARCINOMA IN SITU OF CYSTIC DUCT
B808500	CARCINOMA IN SITU OF COMMON BILE DUCT
B808600	CARCINOMA IN SITU OF AMPULLA OF VATER
B808700	CARCINOMA IN SITU OF SPHINCTER OF ODDI

B808z00	CARCINOMA IN SITU OF LIVER OR BILIARY SYSTEM NOS
B80z.00	CARCINOMA IN SITU OF OTHER AND UNSPECIFIED DIGESTIVE ORGANS
B80z000	CARCINOMA IN SITU OF PANCREAS
B80z100	CARCINOMA IN SITU OF SPLEEN
B80zz00	CARCINOMA IN SITU OF DIGESTIVE ORGANS NOS
B81..00	CARCINOMA IN SITU OF RESPIRATORY SYSTEM
B810.00	CARCINOMA IN SITU OF LARYNX
B810000	CARCINOMA IN SITU OF THYROID CARTILAGE
B810100	CARCINOMA IN SITU OF CRICOID CARTILAGE
B810200	CARCINOMA IN SITU OF EPIGLOTTIS
B810300	CARCINOMA IN SITU OF ARYTENOID CARTILAGE
B810400	CARCINOMA IN SITU OF CORNICULATE CARTILAGE
B810500	CARCINOMA IN SITU OF CUNEIFORM CARTILAGE
B810600	CARCINOMA IN SITU OF ARYEPIGLOTTIC FOLD
B810700	CARCINOMA IN SITU OF VESTIBULAR FOLD
B810800	CARCINOMA IN SITU OF VOCAL FOLD - GLOTTIS
B810811	CARCINOMA IN SITU OF GLOTTIS
B810z00	CARCINOMA IN SITU OF LARYNX NOS
B811.00	CARCINOMA IN SITU OF TRACHEA
B812.00	CARCINOMA IN SITU OF BRONCHUS AND LUNG
B812000	CARCINOMA IN SITU OF CARINA OF BRONCHUS
B812100	CARCINOMA IN SITU OF MAIN BRONCHUS
B812200	CARCINOMA IN SITU OF UPPER LOBE BRONCHUS AND LUNG
B812300	CARCINOMA IN SITU OF MIDDLE LOBE BRONCHUS AND LUNG
B812400	CARCINOMA IN SITU OF LOWER LOBE BRONCHUS AND LUNG
B812z00	CARCINOMA IN SITU OF BRONCHUS OR LUNG NOS
B81y.00	CARCINOMA IN SITU OF OTHER SPECIFIED PART RESPIRATORY SYSTEM
B81y.11	CARCINOMA IN SITU OF NASAL SINUSES
B81y000	CARCINOMA IN SITU OF PLEURA
B81y100	CARCINOMA IN SITU OF NASAL CAVITY
B81y200	CARCINOMA IN SITU OF TYMPANIC CAVITY
B81y300	CARCINOMA IN SITU OF TYMPANIC ANTRUM
B81y400	CARCINOMA IN SITU OF EUSTACHIAN TUBE
B81y500	CARCINOMA IN SITU OF MASTOID AIR CELLS
B81y600	CARCINOMA IN SITU OF MAXILLARY SINUS
B81y700	CARCINOMA IN SITU OF ETHMOIDAL SINUS
B81y800	CARCINOMA IN SITU OF FRONTAL SINUS
B81y900	CARCINOMA IN SITU OF SPHENOIDAL SINUS
B81yz00	CARCINOMA IN SITU OF SPECIFIED PARTS RESPIRATORY SYSTEM NOS
B81z.00	CARCINOMA IN SITU OF RESPIRATORY ORGAN NOS
B82..00	CARCINOMA IN SITU OF SKIN
B820.00	CARCINOMA IN SITU OF SKIN OF LIP
B821.00	CARCINOMA IN SITU OF SKIN OF EYELID INCLUDING CANTHUS
B822.00	CARCINOMA IN SITU SKIN OF EAR AND EXTERNAL AURICULAR CANAL
B822.11	CARCINOMA IN SITU OF EAR
B822000	CARCINOMA IN SITU OF SKIN OF AURICLE
B822100	CARCINOMA IN SITU OF SKIN OF EXTERNAL AURICULAR CANAL
B822z00	CARCINOMA IN SITU SKIN OF EAR/EXTERNAL AURICULAR CANAL NOS
B823.00	CARCINOMA IN SITU OF SKIN OF OTHER PARTS OF FACE
B823000	CARCINOMA IN SITU OF SKIN OF FOREHEAD SKIN
B823100	CARCINOMA IN SITU OF SKIN OF EYEBROW
B823300	CARCINOMA IN SITU OF SKIN OF CHEEK
B823400	CARCINOMA IN SITU OF SKIN OF NOSE
B823500	CARCINOMA IN SITU OF SKIN OF TEMPLE
B823600	CARCINOMA IN SITU OF SKIN OF JAW

B823z00	CARCINOMA IN SITU OF SKIN OF OTHER PARTS OF FACE NOS
B824.00	CARCINOMA IN SITU OF SCALP AND SKIN OF NECK
B824000	CARCINOMA IN SITU OF SCALP
B824100	CARCINOMA IN SITU OF SKIN OF NECK
B824z00	CARCINOMA IN SITU OF SCALP OR SKIN OF NECK NOS
B825.00	CARCINOMA IN SITU OF SKIN OF TRUNK, EXCLUDING SCROTUM
B825000	CARCINOMA IN SITU OF SKIN OF BREAST
B825100	CARCINOMA IN SITU OF SKIN OF CHEST WALL NOS
B825200	CARCINOMA IN SITU OF SKIN OF AXILLA
B825300	CARCINOMA IN SITU OF SKIN OF BACK
B825400	CARCINOMA IN SITU OF SKIN OF ABDOMINAL WALL
B825500	CARCINOMA IN SITU OF SKIN OF GROIN
B825600	CARCINOMA IN SITU OF SKIN OF PERINEUM
B825700	CARCINOMA IN SITU OF SKIN OF BUTTOCK
B825800	CARCINOMA IN SITU OF PERIANAL SKIN
B825z00	CARCINOMA IN SITU OF SKIN OF TRUNK NOS
B826.00	CARCINOMA IN SITU OF SKIN OF UPPER LIMB AND SHOULDER
B826000	CARCINOMA IN SITU OF SKIN OF SHOULDER
B826100	CARCINOMA IN SITU OF SKIN OF UPPER ARM
B826200	CARCINOMA IN SITU OF SKIN OF LOWER ARM
B826300	CARCINOMA IN SITU OF SKIN OF HAND
B826z00	CARCINOMA IN SITU OF SKIN OF UPPER LIMB OR SHOULDER NOS
B827.00	CARCINOMA IN SITU OF SKIN OF LOWER LIMB AND HIP
B827.11	CARCINOMA IN SITU OF SKIN OF LEG
B827000	CARCINOMA IN SITU OF SKIN OF HIP
B827100	CARCINOMA IN SITU OF SKIN OF THIGH
B827200	CARCINOMA IN SITU OF SKIN OF KNEE
B827300	CARCINOMA IN SITU OF SKIN OF LOWER LEG
B827400	CARCINOMA IN SITU OF SKIN OF FOOT
B827z00	CARCINOMA IN SITU OF SKIN OF LOWER LIMB OR HIP NOS
B828.00	MELANOMA IN SITU OF SKIN
B828000	MELANOMA IN SITU OF LIP
B828100	MELANOMA IN SITU OF EYELID, INCLUDING CANTHUS
B828200	MELANOMA IN SITU OF EAR AND EXTERNAL AURICULAR CANAL
B828300	MELANOMA IN SITU OF SCALP AND NECK
B828400	MELANOMA IN SITU OF TRUNK
B828500	MELANOMA IN SITU OF UPPER LIMB, INCLUDING SHOULDER
B828600	MELANOMA IN SITU OF LOWER LIMB, INCLUDING HIP
B828700	MELANOMA IN SITU OF SCALP
B828800	MELANOMA IN SITU OF BACK OF HAND
B828900	MELANOMA IN SITU OF BACK
B828W00	MELANOMA IN SITU, UNSPECIFIED
B828X00	MELANOMA IN SITU OF OTHER AND UNSPECIFIED PARTS OF FACE
B82y.00	CARCINOMA IN SITU OF OTHER SPECIFIED SITES OF SKIN
B82z.00	CARCINOMA IN SITU OF SKIN NOS
B83..00	CARCINOMA IN SITU OF BREAST AND GENITOURINARY SYSTEM
B830.00	CARCINOMA IN SITU OF BREAST
B830000	LOBULAR CARCINOMA IN SITU OF BREAST
B830100	INTRADUCTAL CARCINOMA IN SITU OF BREAST
B831.00	CARCINOMA IN SITU OF CERVIX UTERI
B831.11	CIN III - CARCINOMA IN SITU OF CERVIX
B831.13	CERVICAL INTRAEPITHELIAL NEOPLASIA GRADE III
B831000	CARCINOMA IN SITU OF ENDOCERVIX
B831100	CARCINOMA IN SITU OF EXOCERVIX
B832.00	CARCINOMA IN SITU OF OTHER AND UNSPECIFIED PARTS OF UTERUS

B832.11	CARCINOMA IN SITU OF BODY OF UTERUS
B832000	CARCINOMA IN SITU OF ENDOMETRIUM
B833.00	CARCINOMA IN SITU OTHER AND UNSPECIFIED FEMALE GENITAL ORGAN
B833000	CARCINOMA IN SITU OF OVARY
B833100	CARCINOMA IN SITU OF FALLOPIAN TUBE
B833200	CARCINOMA IN SITU OF VAGINA
B833300	CARCINOMA IN SITU OF VULVA
B833600	VULVAL INTRAEPITHEL NEOP GRD 3
B833z00	CARCINOMA IN SITU OF FEMALE GENITAL ORGANS NOS
B834.00	CARCINOMA IN SITU OF PROSTATE
B834000	HIGH GRADE PROSTATIC INTRAEPITHELIAL NEOPLASIA
B835.00	CARCINOMA IN SITU OF PENIS
B836.00	CARCINOMA IN SITU OTHER AND UNSPECIFIED MALE GENITAL ORGANS
B836000	CARCINOMA IN SITU OF TESTIS
B836100	CARCINOMA IN SITU OF EPIDIDYMIS
B836200	CARCINOMA IN SITU OF SPERMATIC CORD
B836300	CARCINOMA IN SITU OF SCROTUM
B836z00	CARCINOMA IN SITU OF MALE GENITAL ORGANS NOS
B837.00	CARCINOMA IN SITU OF BLADDER
B83z.00	CARCINOMA IN SITU OF URINARY ORGANS NOS
B8y..00	CARCINOMA IN SITU OF OTHER AND UNSPECIFIED SITES
B8y0.00	CARCINOMA IN SITU OF EYE
B8yy.00	CARCINOMA IN SITU OF OTHER SPECIFIED SITE
B8yy000	CARCINOMA IN SITU OF THYROID GLAND
B8yy100	CARCINOMA IN SITU OF ADRENAL GLAND
B8yy200	CARCINOMA IN SITU OF PARATHYROID GLAND
B8yy300	CARCINOMA IN SITU OF PITUITARY GLAND
B8yyz00	CARCINOMA IN SITU OF OTHER SPECIFIED SITE NOS
B8z..00	CARCINOMA IN SITU NOS
B9...00	NEOPLASMS OF UNCERTAIN BEHAVIOUR
B911000	MALIGNANT HYDATIDIFORM MOLE
B911011	CHORIOADENOMA (DESTRUENS)
B911012	INVASIVE MOLE - PLACENTA
B911013	CHORIOCARCINOMA
B933.11	CYSTOSARCOMA PHYLLODES
B934.00	POLYCYTHAEMIA VERA
B934.11	POLYCYTHAEMIA RUBRA VERA
B934.12	PRIMARY POLYCYTHAEMIA
B935.12	MASTOCYTOMA NOS
B936.12	PLASMACYTOMA NOS
B937.12	IDIOPATHIC THROMBOCYTHAEMIA
B937.13	MEGAKARYOCYTIC MYELOSCLEROSIS
B937.14	MYELOYDYSPLASIA
B937400	ESSENTIAL (HAEMORRHAGIC) THROMBOCYTHAEMIA
B937411	PRIMARY THROMBOCYTHAEMIA
B937500	IDIOPATHIC THROMBOCYTHAEMIA
B937W00	MYELOYDYSPLASTIC SYNDROME, UNSPECIFIED
B937W11	MYELOYDYSPLASIA
BB02.00	[M]NEOPLASM, MALIGNANT
BB03.00	[M]NEOPLASM, METASTATIC
BB03.11	[M]SECONDARY NEOPLASM
BB04.00	[M]NEOPLASM, MALIG, UNCERTAIN WHETHER PRIMARY OR METASTATIC
BB07.00	[M]TUMOUR CELLS, MALIGNANT
BB08.00	[M]MALIGNANT TUMOUR, SMALL CELL TYPE
BB09.00	[M]MALIGNANT TUMOUR, GIANT CELL TYPE

BB0A.00	[M]MALIGNANT TUMOUR, FUSIFORM CELL TYPE
BB1..00	[M]EPITHELIAL NEOPLASMS NOS
BB11.00	[M]CARCINOMA IN SITU NOS
BB11.11	[M]INTRAEPITHELIAL CARCINOMA NOS
BB12.00	[M]CARCINOMA NOS
BB13.00	[M]CARCINOMA, METASTATIC, NOS
BB13.11	[M]SECONDARY CARCINOMA
BB14.00	[M]CARCINOMATOSIS
BB16.00	[M]EPITHELIOMA, MALIGNANT
BB17.00	[M]LARGE CELL CARCINOMA NOS
BB18.00	[M]CARCINOMA, UNDIFFERENTIATED TYPE, NOS
BB19.00	[M]CARCINOMA, ANAPLASTIC TYPE, NOS
BB1A.00	[M]PLEOMORPHIC CARCINOMA
BB1B.00	[M]GIANT CELL AND SPINDLE CELL CARCINOMA
BB1C.00	[M]GIANT CELL CARCINOMA
BB1D.00	[M]SPINDLE CELL CARCINOMA
BB1E.00	[M]PSEUDOSARCOMATOUS CARCINOMA
BB1F.00	[M]POLYGONAL CELL CARCINOMA
BB1G.00	[M]SPHEROIDAL CELL CARCINOMA
BB1J.00	[M]SMALL CELL CARCINOMA NOS
BB1J.11	[M]RESERVE CELL CARCINOMA
BB1J.12	[M]ROUND CELL CARCINOMA
BB1K.00	[M]OAT CELL CARCINOMA
BB1L.00	[M]SMALL CELL CARCINOMA, FUSIFORM CELL TYPE
BB1M.00	[M]SMALL CELL CARCINOMA, INTERMEDIATE CELL
BB1N.00	[M]SMALL CELL-LARGE CELL CARCINOMA
BB1z.00	[M]UNSPECIFIED EPITHELIAL NEOPLASM
BB2..00	[M]PAPILLARY AND SQUAMOUS CELL NEOPLASMS
BB2..11	[M]PAPILLARY NEOPLASMS
BB2..12	[M]SQUAMOUS CELL NEOPLASMS
BB21.00	[M]PAPILLARY CARCINOMA IN SITU
BB22.00	[M]PAPILLARY CARCINOMA NOS
BB24.00	[M]VERRUCOUS CARCINOMA NOS
BB24.11	[M]VERRUCOUS EPIDERMOID CARCINOMA
BB24.12	[M]VERRUCOUS SQUAMOUS CELL CARCINOMA
BB26.00	[M]PAPILLARY SQUAMOUS CELL CARCINOMA
BB26.11	[M]PAPILLARY EPIDERMOID CARCINOMA
BB29.00	[M]SQUAMOUS CELL CARCINOMA IN SITU NOS
BB29.11	[M]EPIDERMOID CARCINOMA IN SITU
BB29.12	[M]INTRAEPIDERMAL CARCINOMA NOS
BB29.13	[M]INTRAEPITHELIAL SQUAMOUS CELL CARCINOMA
BB2A.00	[M]SQUAMOUS CELL CARCINOMA NOS
BB2A.11	[M]EPIDERMOID CARCINOMA NOS
BB2A.12	[M]SPINOUS CELL CARCINOMA
BB2A.13	[M]SQUAMOUS CELL CARCINOMA OF SKIN NOS
BB2B.00	[M]SQUAMOUS CELL CARCINOMA, METASTATIC NOS
BB2C.00	[M]SQUAMOUS CELL CARCINOMA, KERATINISING TYPE NOS
BB2C.11	[M]EPIDERMOID CARCINOMA, KERATINISING TYPE
BB2D.00	[M]SQUAMOUS CELL CARCINOMA, LARGE CELL, NON-KERATINISING
BB2E.00	[M]SQUAMOUS CELL CARCINOMA, SMALL CELL, NON-KERATINISING
BB2F.00	[M]SQUAMOUS CELL CARCINOMA, SPINDLE CELL TYPE
BB2G.00	[M]ADENOID SQUAMOUS CELL CARCINOMA
BB2H.00	[M]SQUAMOUS CELL CA-IN-SITU, QUESTIONABLE STROMAL INVASION
BB2J.00	[M]SQUAMOUS CELL CARCINOMA, MICROINVASIVE
BB2M.00	[M]LYMPHOEPITHELIAL CARCINOMA

BB2N.00	[M]INTRAEPIT NEOP,GRADE III,OF CERVIX, VULVA AND VAGINA
BB2z.00	[M]PAPILLARY OR SQUAMOUS CELL NEOPLASM NOS
BB3..00	[M]BASAL CELL NEOPLASMS
BB30.00	[M]BASAL CELL TUMOUR
BB31.00	[M]BASAL CELL CARCINOMA NOS
BB32.00	[M]MULTICENTRIC BASAL CELL CARCINOMA
BB33.00	[M]BASAL CELL CARCINOMA, MORPHOEIA TYPE
BB34.00	[M]BASAL CELL CARCINOMA, FIBROEPITHELIAL TYPE
BB35.00	[M]BASOSQUAMOUS CARCINOMA
BB36.00	[M]METATYPICAL CARCINOMA
BB3z.00	[M]BASAL CELL NEOPLASM NOS
BB4..00	[M]TRANSITIONAL CELL PAPILLOMAS AND CARCINOMAS
BB42.00	[M]TRANSITIONAL CELL CARCINOMA IN SITU
BB43.00	[M]TRANSITIONAL CELL CARCINOMA NOS
BB43.11	[M]UROTHELIAL CARCINOMA
BB46.00	[M]SCHNEIDERIAN CARCINOMA
BB47.00	[M]TRANSITIONAL CELL CARCINOMA, SPINDLE CELL TYPE
BB48.00	[M]BASALOID CARCINOMA
BB49.00	[M]CLOACOGENIC CARCINOMA
BB4A.00	[M]PAPILLARY TRANSITIONAL CELL CARCINOMA
BB4z.00	[M]TRANSITIONAL CELL PAPILLOMA OR CARCINOMA NOS
BB5..00	[M]ADENOMAS AND ADENOCARCINOMAS
BB5..11	[M]ADENOCARCINOMAS
BB51.00	[M]ADENOCARCINOMA IN SITU
BB51000	[M]ADENOCARCINOMA IN SITU IN VILLOUS ADENOMA
BB51100	[M]ADENOCARCINOMA IN SITU IN TUBULOVILLOUS ADENOMA
BB52.00	[M]ADENOCARCINOMA NOS
BB52000	[M]ADENOCARCINOMA IN TUBULOVILLOUS ADENOMA
BB53.00	[M]ADENOCARCINOMA, METASTATIC, NOS
BB54.00	[M]SCIRRHOUS ADENOCARCINOMA
BB56.00	[M]SUPERFICIAL SPREADING ADENOCARCINOMA
BB57.00	[M]ADENOCARCINOMA, INTESTINAL TYPE
BB58.00	[M]CARCINOMA, DIFFUSE TYPE
BB5B.00	[M]PANCREATIC ADENOMAS AND CARCINOMAS
BB5B011	[M]NESIDIOBLASTOMA
BB5B100	[M]ISLET CELL CARCINOMA
BB5B200	[M]INSULINOMA NOS
BB5B300	[M]INSULINOMA, MALIGNANT
BB5B311	[M]BETA-CELL TUMOUR, MALIGNANT
BB5B400	[M]GLUCAGONOMA NOS
BB5B500	[M]GLUCAGONOMA, MALIGNANT
BB5B511	[M]ALPHA-CELL TUMOUR,MALIGNANT
BB5B600	[M]MIXED ISLET CELL AND EXOCRINE ADENOCARCINOMA
BB5Bz00	[M]PANCREATIC ADENOMA OR CARCINOMA NOS
BB5C.00	[M]GASTRINOMA AND CARCINOMAS
BB5C000	[M]GASTRINOMA NOS
BB5C100	[M]GASTRINOMA, MALIGNANT
BB5C111	[M]G CELL TUMOUR, MALIGNANT
BB5Cz00	[M]GASTRINOMA OR CARCINOMA NOS
BB5D.00	[M]HEPATOBIILIARY TRACT ADENOMAS AND CARCINOMAS
BB5D.11	[M]BILIARY TRACT ADENOMAS AND ADENOCARCINOMAS
BB5D011	[M]CHOLANGIOMA
BB5D100	[M]CHOLANGIOMACARCINOMA
BB5D111	[M]BILE DUCT CARCINOMA
BB5D300	[M]BILE DUCT CYSTADENOCARCINOMA

BB5D500	[M]HEPATOCELLULAR CARCINOMA NOS
BB5D512	[M]HEPATOMA, MALIGNANT
BB5D513	[M]LIVER CELL CARCINOMA
BB5D700	[M]COMBINED HEPATOCELLULAR CARCINOMA AND CHOLANGIOCARCINOMA
BB5D711	[M]HEPATOCHOLANGIOCARCINOMA
BB5D800	[M]HEPATOCELLULAR CARCINOMA, FIBROLAMELLAR
BB5Dz00	[M]HEPATOBIILIARY ADENOMA OR CARCINOMA NOS
BB5F.00	[M]TRABECULAR ADENOCARCINOMA
BB5J.00	[M]ADENOID CYSTIC CARCINOMA
BB5J.11	[M]CYLINDROID ADENOCARCINOMA
BB5K.00	[M]CRIBRIFORM CARCINOMA
BB5L.00	[M]ADENOMATOUS AND ADENOCARCINOMATOUS POLYPS
BB5L100	[M]ADENOCARCINOMA IN ADENOMATOUS POLYP
BB5L200	[M]ADENOCARCINOMA IN SITU IN ADENOMATOUS POLYP
BB5L300	[M]ADENOCARCINOMA IN MULTIPLE ADENOMATOUS POLYPS
BB5Lz00	[M]ADENOMATOUS OR ADENOCARCINOMATOUS POLYP NOS
BB5M.00	[M]TUBULAR ADENOMAS AND ADENOCARCINOMAS
BB5M100	[M]TUBULAR ADENOCARCINOMA
BB5Mz00	[M]TUBULAR ADENOMA OR ADENOCARCINOMA NOS
BB5N.00	[M]ADENOMATOUS AND ADENOCARCINOMATOUS POLYPS OF COLON
BB5N.11	[M]ADENOMA OR OR ADENOCARCINOMA IN POLYPOSIS COLI
BB5N100	[M]ADENOCARCINOMA IN ADENOMATOUS POLPOSIS COLI
BB5Nz00	[M]ADENOMATOUS OR ADENOCARCINOMATOUS POLYPS OF THE COLON NOS
BB5P.00	[M]SOLID CARCINOMA NOS
BB5Q.00	[M]CARCINOMA SIMPLEX
BB5R.00	[M]CARCINOID TUMOURS
BB5R000	[M]CARCINOID TUMOUR NOS
BB5R100	[M]CARCINOID TUMOUR, MALIGNANT
BB5R111	[M]CARCINOID BRONCHIAL ADENOMA
BB5R200	[M]CARCINOID TUMOUR, ARGENTAFFIN, NOS
BB5R300	[M]CARCINOID TUMOUR, ARGENTAFFIN, MALIGNANT
BB5R400	[M]CARCINOID TUMOUR, NONARGENTAFFIN, NOS
BB5R500	[M]CARCINOID TUMOUR, NONARGENTAFFIN, MALIGNANT
BB5R600	[M]MUCOCARCINOID TUMOUR, MALIGNANT
BB5R611	[M]GOBLET CELL TUMOUR
BB5R700	[M]COMPOSITE CARCINOID
BB5R800	[M]ADENOCARCINOID TUMOUR
BB5R900	[M]NEUROENDOCRINE CARCINOMA
BB5RA00	[M]MERKEL CELL CARCINOMA
BB5Rz00	[M]CARCINOID TUMOURS NOS
BB5S.00	[M]RESPIRATORY TRACT ADENOMAS AND ADENOCARCINOMAS
BB5S100	[M]BRONCHIAL ADENOMA NOS
BB5S200	[M]BRONCHIOLO-ALVEOLAR ADENOCARCINOMA
BB5S211	[M]ALVEOLAR CELL CARCINOMA
BB5S212	[M]BRONCHIOLAR CARCINOMA
BB5S300	[M]ALVEOLAR ADENOMA
BB5S400	[M]ALVEOLAR ADENOCARCINOMA
BB5Sz00	[M]RESPIRATORY TRACT ADENOMA OR ADENOCARCINOMA NOS
BB5T.00	[M]PAPILLARY ADENOMAS AND ADENOCARCINOMAS
BB5T100	[M]PAPILLARY ADENOCARCINOMA NOS
BB5Tz00	[M]PAPILLARY ADENOMA OR ADENOCARCINOMA NOS
BB5U.00	[M]VILLOUS ADENOMAS AND ADENOCARCINOMAS
BB5U100	[M]ADENOCARCINOMA IN VILLOUS ADENOMA
BB5U200	[M]VILLOUS ADENOCARCINOMA
BB5Uz00	[M]VILLOUS ADENOMA OR ADENOCARCINOMA NOS

BB5V.00	[M]PITUITARY ADENOMAS AND CARCINOMAS
BB5V100	[M]CHROMOPHOBE CARCINOMA
BB5V300	[M]ACIDOPHIL CARCINOMA
BB5V311	[M]EOSINOPHIL CARCINOMA
BB5V500	[M]MIXED ACIDOPHIL-BASOPHIL CARCINOMA
BB5V700	[M]BASOPHIL CARCINOMA
BB5V711	[M]MUCOID CELL CARCINOMA
BB5Vz00	[M]PITUITARY ADENOMA OR CARCINOMA NOS
BB5W.00	[M]OXYPHILIC ADENOMAS AND ADENOCARCINOMAS
BB5W100	[M]OXYPHILIC ADENOCARCINOMA
BB5W111	[M]HURTHLE CELL ADENOCARCINOMA
BB5W112	[M]ONCYTIC ADENOCARCINOMA
BB5Wz00	[M]OXYPHILIC ADENOMA OR ADENOCARCINOMA NOS
BB5X.00	[M]CLEAR CELL ADENOMAS AND ADENOCARCINOMAS
BB5X000	[M]CLEAR CELL ADENOMA
BB5X100	[M]CLEAR CELL ADENOCARCINOMA NOS
BB5Xz00	[M]CLEAR CELL ADENOMA OR ADENOCARCINOMA NOS
BB5Y.00	[M]HYPERNEPHROID TUMOUR
BB5a.00	[M]RENAL ADENOMA AND CARCINOMA
BB5a000	[M]RENAL CELL CARCINOMA
BB5a011	[M]GRAWITZ TUMOUR
BB5a012	[M]HYPERNEPHROMA
BB5a111	[M]RENINOMA
BB5az00	[M]RENAL ADENOMA OR CARCINOMA NOS
BB5b.00	[M]GRANULAR CELL CARCINOMA
BB5c.00	[M]PARATHYROID ADENOMAS AND ADENOCARCINOMAS
BB5c100	[M]WATER-CLEAR CELL ADENOMA
BB5c200	[M]WATER-CLEAR CELL ADENOCARCINOMA
BB5cz00	[M]PARATHYROID ADENOMA OR ADENOCARCINOMA NOS
BB5d.00	[M]MIXED CELL ADENOMA AND ADENOCARCINOMA
BB5d100	[M]MIXED CELL ADENOCARCINOMA
BB5dz00	[M]MIXED CELL ADENOMA OR ADENOCARCINOMA NOS
BB5f.00	[M]THYROID ADENOMA AND ADENOCARCINOMA
BB5f100	[M]FOLLICULAR ADENOCARCINOMA NOS
BB5f111	[M]FOLLICULAR CARCINOMA
BB5f200	[M]FOLLICULAR ADENOCARCINOMA, WELL DIFFERENTIATED TYPE
BB5f300	[M]FOLLICULAR ADENOCARCINOMA, TRABECULAR TYPE
BB5f311	[M]WUCHERLDE STRUMA LANGHANS
BB5f600	[M]PAPILLARY AND FOLLICULAR ADENOCARCINOMA
BB5f700	[M]NONENCAPSULATED SCLEROSING CARCINOMA
BB5fz00	[M]THYROID ADENOMA OR ADENOCARCINOMA NOS
BB5h100	[M]ADRENAL CORTICAL CARCINOMA
BB5j.00	[M]ENDOMETRIOID ADENOMAS AND CARCINOMAS
BB5j100	[M]ENDOMETRIOID ADENOMA, BORDERLINE MALIGNANCY
BB5j200	[M]ENDOMETRIOID CARCINOMA
BB5j400	[M]ENDOMETRIOID ADENOFIBROMA, BORDERLINE MALIGNANCY
BB5j500	[M]ENDOMETRIOID ADENOFIBROMA, MALIGNANT
BB5jz00	[M]ENDOMETRIOID ADENOMA OR CARCINOMA NOS
BB5y.00	[M]ADENOMA AND ADENOCARCINOMAS OS
BB5y000	[M]BASAL CELL ADENOCARCINOMA
BB5y100	[M]VIPOMA
BB5y200	[M]KLATSKIN'S TUMOUR
BB5y500	[M]LIPID-RICH CARCINOMA
BB5y600	[M]GLYCOGEN-RICH CARCINOMA
BB5z.00	[M]ADENOMA OR ADENOCARCINOMA NOS

BB6..00	[M]ADNEXAL AND SKIN APPENDAGE NEOPLASMS
BB60.00	[M]SKIN APPENDAGE ADENOMA AND CARCINOMA
BB60100	[M]SKIN APPENDAGE CARCINOMA
BB60z00	[M]SKIN APPENDAGE ADENOMA OR CARCINOMA NOS
BB61.00	[M]SWEAT GLAND ADENOMA AND ADENOCARCINOMAS
BB61200	[M]SWEAT GLAND ADENOCARCINOMA
BB61z00	[M]SWEAT GLAND ADENOMA OR ADENOCARCINOMA NOS
BB62.00	[M]APOCRINE ADENOMA AND ADENOCARCINOMAS
BB62100	[M]APOCRINE ADENOCARCINOMA
BB62z00	[M]APOCRINE ADENOMA OR ADENOCARCINOMA NOS
BB69.00	[M]SEBACEOUS ADENOMA AND ADENOCARCINOMA
BB69100	[M]SEBACEOUS ADENOCARCINOMA
BB69z00	[M]SEBACEOUS ADENOMA OR ADENOCARCINOMA NOS
BB6A.00	[M]CERUMINOUS ADENOMA AND ADENOCARCINOMA
BB6A100	[M]CERUMINOUS ADENOCARCINOMA
BB6Az00	[M]CERUMINOUS ADENOMA OR ADENOCARCINOMA NOS
BB6z.00	[M]ADNEXAL AND SKIN APPENDAGE NEOPLASM NOS
BB7..00	[M]MUCOEPIDERMOID NEOPLASMS
BB71.00	[M]MUCOEPIDERMOID CARCINOMA
BB7z.00	[M]MUCOEPIDERMOID NEOPLASM NOS
BB8..00	[M]CYSTIC, MUCINOUS AND SEROUS NEOPLASMS
BB80.00	[M]CYSTADENOMA AND CARCINOMA
BB80100	[M]CYSTADENOCARCINOMA NOS
BB80z00	[M]CYSTADENOMA OR CARCINOMA NOS
BB81.00	[M]OVARIAN CYSTIC, MUCINOUS AND SEROUS NEOPLASMS
BB81200	[M]SEROUS CYSTADENOCARCINOMA, NOS
BB81500	[M]PAPILLARY CYSTADENOCARCINOMA, NOS
BB81700	[M]PAPILLARY SEROUS CYSTADENOMA, BORDERLINE MALIGNANCY
BB81800	[M]PAPILLARY SEROUS CYSTADENOCARCINOMA
BB81A00	[M]SEROUS SURFACE PAPILLOMA, BORDERLINE MALIGNANCY
BB81B00	[M]SEROUS SURFACE PAPILLARY CARCINOMA
BB81D00	[M]MUCINOUS CYSTADENOMA, BORDERLINE MALIGNANCY
BB81E00	[M]MUCINOUS CYSTADENOCARCINOMA NOS
BB81E11	[M]PSEUDOMUCINOUS ADENOCARCINOMA
BB81G00	[M]PAPILLARY MUCINOUS CYSTADENOMA, BORDERLINE MALIGNANCY
BB81H00	[M]PAPILLARY MUCINOUS CYSTADENOCARCINOMA
BB81J00	[M]SEROUS CYSTADENOMA, BORDERLINE MALIGNANCY
BB81K00	[M]PAPILLARY CYSTADENOMA, BORDERLINE MALIGNANCY
BB81M00	[M]PAPILLARY SEROUS CYSTADENOMA, BORDERLINE MALIGNANCY
BB81z00	[M]OVARIAN CYSTIC, MUCINOUS OR SEROUS NEOPLASM NOS
BB82.00	[M]MUCINOUS ADENOMA AND ADENOCARCINOMA
BB82100	[M]MUCINOUS ADENOCARCINOMA
BB82111	[M]COLLOID ADENOCARCINOMA
BB82112	[M]GELATINOUS ADENOCARCINOMA
BB82113	[M]MUCOID ADENOCARCINOMA
BB82114	[M]MUCOUS ADENOCARCINOMA
BB82z00	[M]MUCINOUS ADENOMA OR ADENOCARCINOMA NOS
BB84.00	[M]MUCIN-PRODUCING ADENOCARCINOMA
BB85.00	[M]SIGNET RING CARCINOMA
BB85000	[M]SIGNET RING CELL CARCINOMA
BB85100	[M]METASTATIC SIGNET RING CELL CARCINOMA
BB85111	[M]KRUKENBERG TUMOUR
BB85z00	[M]SIGNET RING CARCINOMA NOS
BB8z.00	[M]CYSTIC, MUCINOUS OR SEROUS NEOPLASM NOS
BB9..00	[M]DUCTAL, LOBULAR AND MEDULLARY NEOPLASMS

BB90.00	[M]INTRADUCTAL CARCINOMA, NONINFILTRATING NOS
BB91.00	[M]INFILTRATING DUCT CARCINOMA
BB91.11	[M]DUCT CARCINOMA NOS
BB91000	[M]INTRADUCTAL PAPILLARY ADENOCARCINOMA WITH INVASION
BB91100	[M]INFILTRATING DUCT AND LOBULAR CARCINOMA
BB92.00	[M]COMEDOCARCINOMA, NONINFILTRATING
BB93.00	[M]COMEDOCARCINOMA NOS
BB94.00	[M]JUVENILE BREAST CARCINOMA
BB94.11	[M]SECRETORY BREAST CARCINOMA
BB96.00	[M]NONINFILTRATING INTRADUCTAL PAPILLARY ADENOCARCINOMA
BB98.00	[M]NONINFILTRATING INTRACYSTIC CARCINOMA
BB9B.00	[M]MEDULLARY CARCINOMA NOS
BB9B.11	[M]C CELL CARCINOMA
BB9B.12	[M]PARAFOLLICULAR CELL CARCINOMA
BB9C.00	[M]MEDULLARY CARCINOMA WITH AMYLOID STROMA
BB9C.11	[M]SOLID CARCINOMA WITH AMYLOID STROMA
BB9D.00	[M]MEDULLARY CARCINOMA WITH LYMPHOID STROMA
BB9E.00	[M]LOBULAR CARCINOMA IN SITU
BB9E000	[M]INTRADUCTAL CARCINOMA AND LOBULAR CARCINOMA IN SITU
BB9F.00	[M]LOBULAR CARCINOMA NOS
BB9G.00	[M]INFILTRATING DUCTULAR CARCINOMA
BB9H.00	[M]INFLAMMATORY CARCINOMA
BB9J.00	[M]PAGET'S DISEASE, MAMMARY
BB9J.11	[M]PAGET'S DISEASE, BREAST
BB9K.00	[M]PAGET'S DISEASE AND INFILTRATING BREAST DUCT CARCINOMA
BB9K000	[M]PAGET'S DISEASE AND INTRADUCTAL CARCINOMA OF BREAST
BB9L.00	[M]PAGET'S DISEASE, EXTRAMAMMARY, EXC PAGET'S DISEASE BONE
BB9M.00	[M]INTRACYSTIC CARCINOMA NOS
BB9z.00	[M]DUCTAL, LOBULAR OR MEDULLARY NEOPLASM NOS
BBA..00	[M]ACINAR CELL NEOPLASMS
BBA2.00	[M]ACINAR CELL CARCINOMA
BBAz.00	[M]ACINAR CELL NEOPLASM NOS
BBB..00	[M]COMPLEX EPITHELIAL NEOPLASMS
BBB0.00	[M]ADENOSQUAMOUS CARCINOMA
BBB1.00	[M]ADENOLYMPHOMA
BBB2.00	[M]ADENOCARCINOMA WITH SQUAMOUS METAPLASIA
BBB2.11	[M]ADENOACANTHOMA
BBB3.00	[M]ADENOCARCINOMA WITH CARTILAGINOUS AND OSSEOUS METAPLASIA
BBB4.00	[M]ADENOCARCINOMA WITH SPINDLE CELL METAPLASIA
BBB5.00	[M]ADENOCARCINOMA WITH APOCRINE METAPLASIA
BBB6.00	[M]THYMOMA
BBB6100	[M]THYMOMA, MALIGNANT
BBB6z00	[M]THYMOMA NOS
BBB7.00	[M]EPITHELIAL-MYOEPITHELIAL CARCINOMA
BBBz.00	[M]COMPLEX EPITHELIAL NEOPLASM NOS
BBC..00	[M]SPECIALISED GONADAL NEOPLASMS
BBC0.00	[M]SEX CORD-STROMAL TUMOUR
BBC0.11	[M]GONADAL STROMAL TUMOUR
BBC0.12	[M]OVARIAN STROMAL TUMOUR
BBC0.13	[M]TESTICULAR STROMAL TUMOUR
BBC0000	[M]SEX CORD TUMOUR WITH ANNULAR TUBULES
BBC1.00	[M]THECAL CELL NEOPLASMS
BBC1100	[M]THECA CELL CARCINOMA
BBC1z00	[M]THECAL CELL NEOPLASM NOS
BBC3.00	[M]GRANULOSA CELL TUMOUR NOS

BBC3000	[M]JUVENILE GRANULOSA CELL TUMOUR
BBC4.00	[M]GRANULOSA CELL TUMOUR, MALIGNANT
BBC5.00	[M]GRANULOSA CELL-THECA CELL TUMOUR
BBC6.00	[M]ANDROBLASTOMA
BBC6100	[M]ANDROBLASTOMA, MALIGNANT
BBC6111	[M]ARRHENOBlastoma, MALIGNANT
BBC6z00	[M]ANDROBLASTOMA NOS
BBC6z11	[M]ARRHENOBlastoma NOS
BBC7.00	[M]SERTOLI-LEYDIG CELL TUMOUR
BBC8.00	[M]GYNANDROBLASTOMA
BBC9.00	[M]TUBULAR ANDROBLASTOMA NOS
BBCA.00	[M]SERTOLI CELL CARCINOMA
BBCB.00	[M]TUBULAR ANDROBLASTOMA WITH LIPID STORAGE
BCC.00	[M]LEYDIG CELL TUMOUR
BCC100	[M]LEYDIG CELL TUMOUR, MALIGNANT
BCC111	[M]INTERSTITIAL CELL TUMOUR, MALIGNANT
BCCz00	[M]LEYDIG CELL TUMOUR NOS
BBCE.11	[M]MASCULINOBLASTOMA
BBCz.00	[M]SPECIALISED GONADAL NEOPLASM NOS
BBD..00	[M]PARAGANGLIOMAS AND GLOMUS TUMOURS
BBD0.00	[M]PARAGANGLIOMA NOS
BBD1.00	[M]PARAGANGLIOMA, MALIGNANT
BBD2.00	[M]SYMPATHETIC PARAGANGLIOMA
BBD3.00	[M]PARASYMPATHETIC PARAGANGLIOMA
BBD4.00	[M]GLOMUS JUGULARE TUMOUR
BBD4.11	[M]JUGULAR PARAGANGLIOMA
BBD7.00	[M]EXTRA-ADRENAL PARAGANGLIOMA, NOS
BBD7.11	[M]CHEMODECTOMA
BBD8.00	[M]EXTRA-ADRENAL PARAGANGLIOMA, MALIGNANT
BBD9.00	[M]PHAEOCHROMOCYTOMA NOS
BBD9.11	[M]CHROMAFFIN PARAGANGLIOMA
BBD9.13	[M]CHROMAFFINOMA
BBDA.00	[M]PHAEOCHROMOCYTOMA, MALIGNANT
BBDA.11	[M]PHAEOCHROMOBLASTOMA
BBDB.00	[M]GLOMANGIOSARCOMA
BBDB.11	[M]GLOMOID SARCOMA
BBDC.00	[M]GLOMUS TUMOUR
BBDD.00	[M]GLOMANGIOMA
BBDE.00	[M]GANGLIOCYTIC PARAGANGLIOMA
BBDF.00	[M]GLOMANGIOMYOMA
BBDz.00	[M]PARAGANGLIOMA OR GLOMUS TUMOUR NOS
BBE1.00	[M]MALIGNANT MELANOMA NOS
BBE1.11	[M]MELANOCARCINOMA
BBE1.12	[M]MELANOMA NOS
BBE1.13	[M]MELANOSARCOMA NOS
BBE1.14	[M]NAAEVOCARCINOMA
BBE1000	[M]MALIGNANT MELANOMA, REGRESSING
BBE1100	[M]DESMOPLASTIC MELANOMA, MALIGNANT
BBE2.00	[M]NODULAR MELANOMA
BBE4.00	[M]BALLOON CELL MELANOMA
BBEA.00	[M]AMELANOTIC MELANOMA
BBEC.00	[M]MALIGNANT MELANOMA IN JUNCTIONAL NAEVUS
BBED.00	[M]PRECANCEROUS MELANOSIS NOS
BBEE.00	[M]MALIGNANT MELANOMA IN PRECANCEROUS MELANOSIS
BBEF.00	[M]HUTCHINSON'S MELANOTIC FRECKLE

BBEF.11	[M]LENTIGO MALIGNA
BBEG.00	[M]MALIGNANT MELANOMA IN HUTCHINSON'S MELANOTIC FRECKLE
BBEG.11	[M]LENTIGO MALIGNA MELANOMA
BBEG000	[M]ACRAL LENTIGINOUS MELANOMA, MALIGNANT
BBEH.00	[M]SUPERFICIAL SPREADING MELANOMA
BBEM.00	[M]MALIGNANT MELANOMA IN GIANT PIGMENTED NAEVUS
BBEN.11	[M]JUVENILA MELANOMA
BBEP.00	[M]EPITHELIOID CELL MELANOMA
BBEQ.00	[M]SPINDLE CELL MELANOMA NOS
BBER.00	[M]SPINDLE CELL MELANOMA, TYPE A
BBES.00	[M]SPINDLE CELL MELANOMA, TYPE B
BBET.00	[M]MIXED EPITHELIOID AND SPINDLE MELANOMA
BBEV.00	[M]BLUE NAEVUS, MALIGNANT
BBEX.00	[M]MELANOMA IN SITU
BBF1.00	[M]SARCOMA NOS
BBF2.00	[M]SARCOMATOSIS NOS
BBF3.00	[M]SPINDLE CELL SARCOMA
BBF4.00	[M]GIANT CELL SARCOMA (EXCEPT OF BONE)
BBF4.11	[M]PLEOMORPHIC CELL SARCOMA
BBF5.00	[M]SMALL CELL SARCOMA
BBF5.11	[M]ROUND CELL SARCOMA
BBF6.00	[M]EPITHELIOID CELL SARCOMA
BBFz.00	[M]SOFT TISSUE TUMOUR OR SARCOMA NOS
BBG1.00	[M]FIBROSARCOMA NOS
BBG3.00	[M]FIBROMYXOSARCOMA
BBG5.00	[M]PERIOSTEAL FIBROSARCOMA
BBG7.00	[M]FASCIAL FIBROSARCOMA
BBG8.00	[M]INFANTILE FIBROSARCOMA
BBG8.11	[M]CONGENITAL FIBROSARCOMA
BBGA.00	[M]AGGRESSIVE FIBROMATOSIS
BBGA.13	[M]INVASIVE FIBROMA
BBGF.00	[M]FIBROUS HISTIOCYTOMA, MALIGNANT
BBGJ.00	[M]FIBROXANTHOMA, MALIGNANT
BBGJ.11	[M]FIBROXANTHOSARCOMA
BBGM.00	[M]DERMATOFIBROSARCOMA NOS
BBGP.00	[M]PIGMENTED DERMATOFIBROSARCOMA PROTUBERANS
BBH1.00	[M]MYXOSARCOMA
BBJ1.00	[M]LIPOSARCOMA NOS
BBJ1.11	[M]FIBROLIPOSARCOMA
BBJ3.00	[M]LIPOSARCOMA, WELL DIFFERENTIATED TYPE
BBJ5.00	[M]MYXOID LIPOSARCOMA
BBJ5.11	[M]EMBRYONAL LIPOSARCOMA
BBJ5.12	[M]MYXOLIPOSARCOMA
BBJ6.00	[M]ROUND CELL LIPOSARCOMA
BBJ7.00	[M]PLEOMORPHIC LIPOSARCOMA
BBJ8.00	[M]MIXED TYPE LIPOSARCOMA
BBJ9.11	[M]INFILTRATING LIPOMA
BBJB100	[M]ANGIOMYOLIPOSARCOMA
BBJB300	[M]ANGIOLIPOMA, INFILTRATING
BBJE.00	[M]LIPOBLASTOMATOSIS
BBJH.00	[M]DEDIFFERENTIATED LIPOSARCOMA
BBK0200	[M]LEIOMYOSARCOMA NOS
BBK0311	[M]LEIOMYOBLASTOMA
BBK0400	[M]EPITHELIOID LEIOMYOSARCOMA
BBK0700	[M]MYXOID LEIOMYOSARCOMA

BBK1100	[M]ANGIOMYOSARCOMA
BBK2100	[M]MYOSARCOMA
BBK3100	[M]RHABDOMYOSARCOMA NOS
BBK3200	[M]PLEOMORPHIC RHABDOMYOSARCOMA
BBK3300	[M]MIXED CELL RHABDOMYOSARCOMA
BBK3600	[M]EMBRYONAL RHABDOMYOSARCOMA
BBK3611	[M]SARCOMA BOTRYOIDES
BBK3700	[M]ALVEOLAR RHABDOMYOSARCOMA
BBL0.00	[M]ENDOMETRIAL STROMAL SARCOMA
BBL4.00	[M]MIXED TUMOUR, MALIGNANT, NOS
BBL5.00	[M]MULLERIAN MIXED TUMOUR
BBL6.00	[M]MESODERMAL MIXED TUMOUR
BBL7.00	[M]MIXED AND STROMAL RENAL NEOPLASMS
BBL7.11	[M]NEPHROMAS AND NEPHROBLASTOMAS
BBL7000	[M]MESOBLASTIC NEPHROMA
BBL7100	[M]NEPHROBLASTOMA NOS
BBL7111	[M]ADENOSARCOMA
BBL7112	[M]WILMS' TUMOUR
BBL7200	[M]EPITHELIAL NEPHROBLASTOMA
BBL7300	[M]MESENCHYMAL NEPHROBLASTOMA
BBL7z00	[M]MIXED OR STROMAL RENAL NEOPLASM NOS
BBL8.00	[M]HEPATOBLASTOMA
BBL8.11	[M]EMBRYONAL HEPATOMA
BBL9.00	[M]CARCINOSARCOMA NOS
BBLA.00	[M]CARCINOSARCOMA, EMBRYONAL TYPE
BBLA.11	[M]PNEUMOBLASTOMA
BBLB.00	[M]MYOEPITHELIOMA
BBLC.00	[M]MESENCHYMOMAS
BBLC100	[M]MESENCHYMOMA, MALIGNANT
BBLCz00	[M]MESENCHYMOMA NOS
BBLD.00	[M]EMBRYONAL SARCOMA
BBLE.00	[M]ADENOSARCOMA
BBLG.00	[M]CARCINOMA IN PLEOMORPHIC ADENOMA
BBLH.00	[M]RHABDOID SARCOMA
BBLJ.00	[M]CLEAR CELL SARCOMA OF KIDNEY
BBLK.00	[M]PANCREATOBLASTOMA
BBLM.00	[M]PULMONARY BLASTOMA
BBM0.00	[M]BRENNER TUMOURS
BBM0000	[M]BRENNER TUMOUR, BORDERLINE MALIGNANCY
BBM0100	[M]BRENNER TUMOUR, MALIGNANT
BBM0z00	[M]BRENNER TUMOUR NOS
BBM7.11	[M]CYSTOSARCOMA PHYLLODES, BENIGN
BBM8.00	[M]CYSTOSARCOMA PHYLLODES NOS
BBM9.00	[M]CYSTOSARCOMA PHYLLODES, MALIGNANT
BBN1.00	[M]SYNOVIAL SARCOMA NOS
BBN2.00	[M]SYNOVIAL SARCOMA, SPINDLE CELL TYPE
BBN3.00	[M]SYNOVIAL SARCOMA, EPITHELIOID CELL TYPE
BBN4.00	[M]SYNOVIAL SARCOMA, BIPHASIC TYPE
BBN5.00	[M]CLEAR CELL SARCOMA OF TENDONS AND APONEUROSES
BBP..00	[M]MESOTHELIAL NEOPLASMS
BBP1.00	[M]MESOTHELIOMA, MALIGNANT
BBP3.00	[M]FIBROUS MESOTHELIOMA, MALIGNANT
BBP5.00	[M]EPITHELIOID MESOTHELIOMA, MALIGNANT
BBP7.00	[M]MESOTHELIOMA, BIPHASIC TYPE, MALIGNANT
BBQ0.00	[M]DYSGERMINOMA

BBQ1.00	[M]SEMINOMAS
BBQ1000	[M]SEMINOMA, ANAPLASTIC TYPE
BBQ1100	[M]SPERMATOCYTIC SEMINOMA
BBQ1z00	[M]SEMINOMA NOS
BBQ2.00	[M]GERMINOMA
BBQ3.00	[M]EMBRYONAL CARCINOMA NOS
BBQ4.00	[M]ENDODERMAL SINUS TUMOUR
BBQ4.11	[M]INFANTILE EMBRYONAL CARCINOMA
BBQ4.12	[M]ORCHIOBLASTOMA
BBQ4.13	[M]POLYVESICULAR VITELLINE TUMOUR
BBQ4.14	[M]YOLK SAC TUMOUR
BBQ5.00	[M]POLYEMBRYOMA
BBQ5.11	[M]POLYEMBRYONAL EMBRYONAL CARCINOMA
BBQ6.00	[M]GONADOBLASTOMA
BBQ6.11	[M]GONOCYTOMA
BBQ7.00	[M]TERATOMAS
BBQ7100	[M]TERATOMA NOS
BBQ7111	[M]SOLID TERATOMA
BBQ7200	[M]TERATOMA, MALIGNANT, NOS
BBQ7211	[M]EMBRYONAL TERATOMA
BBQ7212	[M]IMMATURE TERATOMA
BBQ7213	[M]TERATOBLASTOMA, MALIGNANT
BBQ7300	[M]TERATOCARCINOMA
BBQ7400	[M]MALIGNANT TERATOMA, UNDIFFERENTIATED TYPE
BBQ7500	[M]MALIGNANT TERATOMA, INTERMEDIATE TYPE
BBQ7z00	[M]TERATOMA NOS
BBQ9.00	[M]DERMOID CYST WITH MALIGNANT TRANSFORMATION
BBQA000	[M]STRUMA OVARIi NOS
BBQA100	[M]STRUMA OVARIi, MALIGNANT
BBQA200	[M]STRUMAL CARCINOID
BBQB.00	[M]MIXED GERM CELL TUMOUR
BBQz.00	[M]GERM CELL NEOPLASM NOS
BBR..00	[M]TROPHOBLASTIC NEOPLASMS
BBR1.00	[M]INVASIVE HYDATIDIFORM MOLE
BBR1.11	[M]CHORIOADENOMA
BBR1.12	[M]CHORIOADENOMA DESTRUENS
BBR1.13	[M]INVASIVE MOLE NOS
BBR2.00	[M]CHORIOCARCINOMA
BBR2.11	[M]CHORIOEPITHELIOMA
BBR3.00	[M]CHORIOCARCINOMA COMBINED WITH TERATOMA
BBR4.00	[M]MALIGNANT TERATOMA, TROPHOBLASTIC
BBRz.00	[M]TROPHOBLASTIC NEOPLASM NOS
BBS..00	[M]MESONEPHROMAS
BBS0.11	[M]WOLFFIAN DUCT ADENOMA
BBS1.00	[M]MESONEPHRIC TUMOUR
BBS2.00	[M]MESONEPHROMA, MALIGNANT
BBS2.11	[M]WOLFFIAN DUCT CARCINOMA
BBSz.00	[M]MESONEPHROMA NOS
BBT1.00	[M]HAEMANGIOSARCOMA
BBT1.11	[M]ANGIOSARCOMA
BBT5.00	[M]KUPFFER CELL SARCOMA
BBT7.00	[M]HAEMANGIOENDOTHELIOMA
BBT7100	[M]HAEMANGIOENDOTHELIOMA, MALIGNANT
BBT7z11	[M]ANGIOENDOTHELIOMA
BBTA.00	[M]KAPOSI'S SARCOMA

BBTA.11	[M]MULTIPLE HAEMORRHAGIC SARCOMA
BBTD200	[M]HAEMANGIOPERICYTOMA, MALIGNANT
BBTF.00	[M]HAEMANGIOBLASTOMA
BBTF.11	[M]ANGIOBLASTOMA
BBTK.00	[M]EPITHELIOID HAEMANGIOENDOTHELIOMA, MALIGNANT
BBTL.00	[M]INTRAVASCULAR BRONCHIAL ALVEOLAR TUMOUR
BBU1.00	[M]LYMPHANGIOSARCOMA
BBV..11	[M]JUXTACORTICAL OSTEOGENIC SARCOMA
BBV..12	[M]PAROSTEAL OSTEOSARCOMA
BBV..13	[M]PERIOSTEAL OSTEOGENIC SARCOMA
BBV1.00	[M]OSTEOSARCOMA NOS
BBV1.11	[M]OSTEOBLASTIC SARCOMA
BBV1.12	[M]OSTEOCHONDROSARCOMA
BBV1.13	[M]OSTEOGENIC SARCOMA NOS
BBV2.00	[M]CHONDROBLASTIC OSTEOSARCOMA
BBV3.00	[M]FIBROBLASTIC OSTEOSARCOMA
BBV3.11	[M]OSTEOFIBROSARCOMA
BBV4.00	[M]TELANGIECTATIC OSTEOSARCOMA
BBV5.00	[M]OSTEOSARCOMA IN PAGET'S DISEASE OF BONE
BBV6.00	[M]JUXTACORTICAL OSTEOSARCOMA
BBV8.00	[M]OSTEOBLASTOMA
BBV9.00	[M]MYXOID CHONDROSARCOMA
BBVA.00	[M] SMALL CELL OSTEOSARCOMA
BBVz.00	[M]OSTEOMA OR OSTEOSARCOMA NOS
BBW4.00	[M]CHONDROSARCOMA NOS
BBW4.11	[M]FIBROCHONDROSARCOMA
BBW6.00	[M]JUXTACORTICAL CHONDROSARCOMA
BBW7.00	[M]CHONDROBLASTOMA NOS
BBW8.00	[M]CHONDROBLASTOMA, MALIGNANT
BBW9.00	[M]MESENCHYMAL CHONDROSARCOMA
BBX1.00	[M]GIANT CELL TUMOUR OF BONE, MALIGNANT
BBX1.11	[M]GIANT CELL BONE SARCOMA
BBX1.12	[M]OSTEOCLASTOMA, MALIGNANT
BBX3.00	[M]MALIGNANT GIANT CELL TUMOUR OF SOFT PARTS
BBY0.00	[M]EWING'S SARCOMA
BBY0.11	[M]ENDOTHELIAL BONE SARCOMA
BBY1.00	[M]ADAMANTINOMA OF LONG BONES
BBY1.11	[M]TIBIAL ADAMANTINOMA
BBZ2.00	[M]ODONTOGENIC TUMOUR, MALIGNANT
BBZ2.11	[M]INTRAOSSEOUS CARCINOMA
BBZC.00	[M]AMELOBLASTIC ODONTOSARCOMA
BBZD.11	[M]ADENOAMELOBLASTOMA
BBZF.00	[M]AMELOBLASTOMA NOS
BBZF.11	[M]ADAMANTINOMA NOS
BBZG.00	[M]AMELOBLASTOMA, MALIGNANT
BBZG.11	[M]ADAMANTINOMA, MALIGNANT
BBZH.00	[M]ODONTOAMELOBLASTOMA
BBZN.00	[M]AMELOBLASTIC FIBROSARCOMA
BBZN.11	[M]ODONTOGENIC FIBROSARCOMA
BBa1.00	[M]PINEALOMA
BBa2.00	[M]PINEOCYTOMA
BBa3.00	[M]PINEOBLASTOMA
BBa4.00	[M]MELANOTIC NEUROECTODERMAL TUMOUR
BBa4.11	[M]MELANOAMELOBLASTOMA
BBa4.12	[M]MELANOTIC PROGONOMA

BBb..00	[M]GLIOMAS
BBb0.00	[M]GLIOMA, MALIGNANT
BBb0.11	[M]GLIOMA NOS
BBb0.12	[M]GLIOSARCOMA
BBb1.00	[M]GLIOMATOSIS CEREBRI
BBb2.00	[M]MIXED GLIOMA
BBb2.11	[M]MIXED GLIOMA
BBb3.00	[M]SUBEPENDYMAL GLIOMA
BBb3.11	[M]SUBEPENDYMAL ASTROCYTOMA NOS
BBb3.12	[M]SUBEPENDYMAL ASTROCYTOMA NOS
BBb3.13	[M]SUBEPENDYMOMA
BBb4.00	[M]SUBEPENDYMAL GIANT CELL ASTROCYTOMA
BBb5.00	[M]CHOROID PLEXUS PAPILLOMA NOS
BBb6.00	[M]CHOROID PLEXUS PAPILLOMA, MALIGNANT
BBb7.00	[M]EPENDYMOMA NOS
BBb8.00	[M]EPENDYMOMA, ANAPLASTIC TYPE
BBb8.11	[M]EPENDYMOBLASTOMA
BBb9.00	[M]PAPILLARY EPENDYMOMA
BBbA.00	[M]MYXOPAPILLARY EPENDYMOMA
BBbB.00	[M]ASTROCYTOMA NOS
BBbB.11	[M]ASTROCYTIC GLIOMA
BBbB.12	[M]ASTROGANGLIOMA
BBbC.00	[M]ASTROCYTOMA, ANAPLASTIC TYPE
BBbD.00	[M]PROTOPLASMIC ASTROCYTOMA
BBbE.00	[M]GEMISTOCYTIC ASTROCYTOMA
BBbE.11	[M]GEMISTOCYTOMA
BBbF.00	[M]FIBRILLARY ASTROCYTOMA
BBbG.00	[M]PILOCYTIC ASTROCYTOMA
BBbG.11	[M]JUVENILE ASTROCYTOMA
BBbG.12	[M]PILOID ASTROCYTOMA
BBbH.00	[M]SPONGIOBLASTOMA NOS
BBbJ.00	[M]SPONGIOBLASTOMA POLARE
BBbK.00	[M]ASTROBLASTOMA
BBbL.00	[M]GLIOBLASTOMA NOS
BBbL.11	[M]GLIOBLASTOMA MULTIFORME
BBbL.12	[M]SPONGIOBLASTOMA MULTIFORME
BBbM.00	[M]GIANT CELL GLIOBLASTOMA
BBbN.00	[M]GLIOBLASTOMA WITH SARCOMATOUS COMPONENT
BBbP.00	[M]PRIMITIVE POLAR SPONGIOBLASTOMA
BBbQ.00	[M]OLIGODENDROGLIOMA NOS
BBbR.00	[M]OLIGODENDROGLIOMA, ANAPLASTIC TYPE
BBbS.00	[M]OLIGODENDROBLASTOMA
BBbT.00	[M]MEDULLOBLASTOMA NOS
BBbU.00	[M]DESMOPLASTIC MEDULLOBLASTOMA
BBbV.00	[M]MEDULLOMYOBlastoma
BBbW.00	[M]CEREBELLAR SARCOMA NOS
BBbX.00	[M]MONSTROCELLULAR SARCOMA
BBbZ.00	[M]PLEOMORPHIC XANTHOASTROCYTOMA
BBba.00	[M]PRIMITIVE NEUROECTODERMAL TUMOUR
BBbz.00	[M]GLIOMA NOS
BBc..00	[M]NEUROEPITHELIOMATOUS NEOPLASMS
BBc0.00	[M]GANGLIONEUROMATOUS NEOPLASMS
BBc0000	[M]GANGLIONEUROMA
BBc0011	[M]GANGLIOCYTOMA
BBc0100	[M]GANGLIONEUROBLASTOMA

BBc0200	[M]GANGLIONEUROMATOSIS
BBc0z00	[M]GANGLIONEUROMATOUS NEOPLASM NOS
BBc1.00	[M]NEUROBLASTOMA NOS
BBc1.11	[M]SYMPATHICOBlastoma
BBc1.12	[M]SYMPATHICOGONIOMA
BBc1.13	[M]SYMPATHOGONIOMA
BBc2.00	[M]MEDULLOEPITHELIOMA NOS
BBc2.11	[M]DIKTYOMA
BBc3.00	[M]TERATOID MEDULLOEPITHELIOMA
BBc4.00	[M]NEUROEPITHELIOMA NOS
BBc5.00	[M]SPONGIONEUROBLASTOMA
BBc6.00	[M]GANGLIOGLIOMA
BBc6.11	[M]GLIONEUROMA
BBc7.00	[M]NEUROCYTOMA
BBc7.11	[M]NEUROASTROCYTOMA
BBc8.00	[M]PACINIAN TUMOUR
BBc9.00	[M]RETINOBLASTOMAS
BBc9000	[M]RETINOBLASTOMA, DIFFERENTIATED TYPE
BBc9100	[M]RETINOBLASTOMA, UNDIFFERENTIATED TYPE
BBc9z00	[M]RETINOBLASTOMA NOS
BBcA.00	[M]OLFACTORY NEUROGENIC TUMOUR
BBcB.00	[M]AESTHESIONEUROCYTOMA
BBcC.00	[M]AESTHESIONEUROBLASTOMA
BBcC.11	[M]OLFACTORY NEUROBLASTOMA
BBcD.00	[M]AESTHESIONEUROEPITHELIOMA
BBcD.11	[M]OLFACTORY NEUROEPITHELIOMA
BBcz.00	[M]NEUROEPITHELIOMATOUS NEOPLASM NOS
BBd1.00	[M]MENINGIOMATOSIS NOS
BBd1.11	[M]DIFFUSE MENINGIOMATOSIS
BBd1.12	[M]MULTIPLE MENINGIOMATOSIS
BBd2.00	[M]MENINGIOMA, MALIGNANT
BBd2.11	[M]LEPTOMENINGEAL SARCOMA
BBd2.12	[M]MENINGOTHELIAL SARCOMA
BBd3.00	[M]MENINGOTHELIOMATOUS MENINGIOMA
BBd9.00	[M]TRANSITIONAL MENINGIOMA
BBdB.00	[M]MENINGEAL SARCOMATOSIS
BBe..00	[M]NERVE SHEATH TUMOUR
BBe2.00	[M]NEUROFIBROSARCOMA
BBe7.00	[M]NEURILEMMOMA, MALIGNANT
BBe7.11	[M]SCHWANNOMA, MALIGNANT
BBe9.00	[M]TRITON TUMOUR, MALIGNANT
BBf..00	[M]GRANULAR CELL TUMOURS AND ALVEOLAR SOFT PART SARCOMA
BBf1.00	[M]GRANULAR CELL TUMOUR, MALIGNANT
BBf2.00	[M]ALVEOLAR SOFT PART SARCOMA
BBfz.00	[M]GRANULAR CELL TUMOUR OR ALVEOLAR SOFT PART SARCOMA NOS
BBg..00	[M]LYMPHOMAS, NOS OR DIFFUSE
BBg1.00	[M]MALIGNANT LYMPHOMA NOS
BBg1.11	[M]LYMPHOMA NOS
BBg1000	[M]MALIGNANT LYMPHOMA, DIFFUSE NOS
BBg2.00	[M]MALIGNANT LYMPHOMA, NON HODGKIN'S TYPE
BBg2.11	[M]NON HODGKINS LYMPHOMA
BBg3.00	[M]MALIGNANT LYMPHOMA, UNDIFFERENTIATED CELL TYPE NOS
BBg4.00	[M]MALIGNANT LYMPHOMA, STEM CELL TYPE
BBg5.00	[M]MALIGNANT LYMPHOMA, CONVOLUTED CELL TYPE NOS
BBg6.00	[M]LYMPHOSARCOMA NOS

BBg7.00	[M]MALIGNANT LYMPHOMA, LYMPHOPLASMACYTOID TYPE
BBg8.00	[M]MALIGNANT LYMPHOMA, IMMUNOBLASTIC TYPE
BBg9.00	[M]MALIGNANT LYMPHOMA, MIXED LYMPHOCYTIC-HISTIOCYTIC NOS
BBg9.11	[M]RETICULOLYMPHOSARCOMA NOS
BBg9.12	[M]RETICULOLYMPHOSARCOMA, DIFFUSE
BBgA.00	[M]MALIGNANT LYMPHOMA, CENTROBLASTIC-CENTROCYTIC, DIFFUSE
BBgA.11	[M]GERMINOBLASTOMA, DIFFUSE
BBgB.00	[M]MALIGNANT LYMPHOMA, FOLLICULAR CENTRE CELL NOS
BBgC.00	[M]MALIGNANT LYMPHOMA, LYMPHOCYTIC, WELL DIFFERENTIATED NOS
BBgC.11	[M]LYMPHOCYTIC LYMPHOMA NOS
BBgC.12	[M]LYMPHOCYTIC LYMPHOSARCOMA NOS
BBgD.00	[M]MALIG LYMPHOMA, LYMPHOCYTIC, INTERMEDIATE DIFFERENT NOS
BBgE.00	[M]MALIGNANT LYMPHOMA, CENTROCYTIC
BBgF.00	[M]MALIGNANT LYMPHOMA, FOLLICULAR CENTRE CELL, CLEAVED NOS
BBgG.00	[M]MALIGNANT LYMPHOMA, LYMPHOCYTIC, POORLY DIFFERENT NOS
BBgG.11	[M]LYMPHOBLASTIC LYMPHOSARCOMA NOS
BBgG.12	[M]LYMPHOBLASTIC LYMPHOMA NOS
BBgG.13	[M]LYMPHOBLASTOMA NOS
BBgH.00	[M]PROLYMPHOCYTIC LYMPHOSARCOMA
BBgJ.00	[M]MALIGNANT LYMPHOMA, CENTROBLASTIC TYPE NOS
BBgJ.11	[M]GERMINOBLASTIC SARCOMA NOS
BBgK.00	[M]MALIG LYMPHOMA, FOLLICULAR CENTRE CELL, NON-CLEAVED NOS
BBgL.00	[M]MALIGNANT LYMPHOMA, SMALL LYMPHOCYTIC NOS
BBgM.00	[M]MALIGNANT LYMPHOMA, SMALL CLEAVED CELL, DIFFUSE
BBgN.00	[M]MALIGN LYMPHOMA,LYMPHOCYTIC,INTERMEDIATE DIFFERN, DIFFUSE
BBgP.00	[M]MALIGNANT LYMPHOMA, MIXED SMALL AND LARGE CELL, DIFFUSE
BBgQ.00	[M]MALIGNANT LYMPHOMATOUS POLYPOSIS
BBgR.00	[M]MALIGNANT LYMPHOMA, LARGE CELL, DIFFUSE NOS
BBgS.00	[M]MALIGNANT LYMPHOMA, LARGE CELL, CLEAVED, DIFFUSE
BBgT.00	[M]MALIGNANT LYMPHOMA, LARGE CELL, NONCLEAVED, DIFFUSE
BBgV.00	[M]MALIGNANT LYMPHOMA, SMALL CELL, NONCLEAVED, DIFFUSE
BBgz.00	[M]LYMPHOMA, DIFFUSE OR NOS
BBh..00	[M]RETICULOSARCOMAS
BBh0.00	[M]RETICULOSARCOMA NOS
BBh0.11	[M]RETICULUM CELL SARCOMA NOS
BBh1.00	[M]RETICULOSARCOMA, PLEOMORPHIC CELL TYPE
BBh2.00	[M]RETICULOSARCOMA, NODULAR
BBhz.00	[M]RETICULOSARCOMA NOS
BBj..00	[M]HODGKIN'S DISEASE
BBj0.00	[M]HODGKIN'S DISEASE NOS
BBj0.11	[M]LYMPHOGRANULOMA, MALIGNANT
BBj1.00	[M]HODGKIN'S DISEASE, LYMPHOCYTIC PREDOMINANCE
BBj1000	[M]HODGKIN,S DISEASE, LYMPHOCYTIC PREDOMINANCE, DIFFUSE
BBj1100	[M]HODGKIN,S DISEASE, LYMPHOCYTIC PREDOMINANCE, NODULAR
BBj2.00	[M]HODGKIN'S DISEASE, MIXED CELLULARITY
BBj3.00	[M]HODGKIN'S DISEASE, LYMPHOCYTIC DEPLETION NOS
BBj4.00	[M]HODGKIN'S DISEASE,LYMPHOCYTIC DEPLETION,DIFFUSE FIBROSIS
BBj5.00	[M]HODGKIN'S DISEASE, LYMPHOCYTIC DEPLETION, RETICULAR TYPE
BBj6.00	[M]HODGKIN'S DISEASE, NODULAR SCLEROSIS NOS
BBj6000	[M]HODGKIN,S DISEASE, NODULAR SCLEROSIS, LYMPHOCYTIC PREDOM
BBj6100	[M]HODGKIN,S DISEASE, NODULAR SCLEROSIS, MIXED CELLULARITY
BBj6200	[M]HODGKIN,S DISEASE, NODULAR SCLEROSIS, LYMPHOCYTIC DEPLET
BBj7.00	[M]HODGKIN'S DISEASE, NODULAR SCLEROSIS, CELLULAR PHASE
BBj8.00	[M]HODGKIN'S PARAGRANULOMA
BBj9.00	[M]HODGKIN'S GRANULOMA

BBjA.00	[M]HODGKIN'S SARCOMA
BBjz.00	[M]HODGKIN'S DISEASE NOS
BBk..00	[M]LYMPHOMAS, NODULAR OR FOLLICULAR
BBk0.00	[M]MALIGNANT LYMPHOMA, NODULAR NOS
BBk0.11	[M]BRILL - SYMMERS' DISEASE
BBk0.12	[M]FOLLICULAR LYMPHOSARCOMA NOS
BBk0.13	[M]GIANT FOLLICULAR LYMPHOMA
BBk0.14	[M]NODULAR LYMPHOSARCOMA NOS
BBk1.00	[M]MALIG LYMPHOMA, MIXED LYMPHOCYTIC-HISTIOCYTIC, NODULAR
BBk1.11	[M]RETICULOLYMPHOSARCOMA, FOLLICULAR
BBk1.12	[M]RETICULOLYMPHOSARCOMA, NODULAR
BBk2.00	[M]MALIGNANT LYMPHOMA, CENTROBLASTIC-CENTROCYTIC, FOLLICULAR
BBk2.11	[M]GERMINOBLASTOMA, FOLLICULAR
BBk3.00	[M]MALIG LYMPHOMA, LYMPHOCYTIC, WELL DIFFERENTIATED, NODULAR
BBk4.00	[M]MALIG LYMP, LYMPHOCYTIC, INTERMEDIATE DIFFERENT, NODULAR
BBk5.00	[M]MALIG LYMP, FOLLICULAR CENTRE CELL, CLEAVED, FOLLICULAR
BBk6.00	[M]MALIG LYMP, LYMPHOCYTIC, POORLY DIFFERENTIATED, NODULAR
BBk7.00	[M]MALIGNANT LYMPHOMA, CENTROBLASTIC TYPE, FOLLICULAR
BBk7.11	[M]GERMINOBLASTIC SARCOMA, FOLLICULAR
BBk8.00	[M]MALIG LYMP, FOLLICULAR CENTRE CELL, NONCLEAVED, FOLLICULAR
BBkz.00	[M]LYMPHOMA, NODULAR OR FOLLICULAR NOS
BBl..00	[M]MYCOSIS FUNGOIDES
BBi0.00	[M]MYCOSIS FUNGOIDES
BBi1.00	[M]SEZARY'S DISEASE
BBiz.00	[M]MYCOSIS FUNGOIDES NOS
BBm..00	[M]MISCELLANEOUS RETICULOENDOTHELIAL NEOPLASMS
BBm0.00	[M]MICROGLIOMA
BBm1.00	[M]MALIGNANT HISTIOCYTOSIS
BBm1.11	[M]MALIGNANT RETICULOSIS
BBm3.00	[M]LETTERER - SIWE DISEASE
BBm3.11	[M]ACUTE INFANCY RETICULOSIS
BBm3.12	[M]ACUTE PROGRESSIVE HISTIOCYTOSIS X
BBm4.00	[M]TRUE HISTIOCYTIC LYMPHOMA
BBm5.00	[M] PERIPHERAL T-CELL LYMPHOMA NOS
BBm8.00	[M] ANGIOIMMUNOBLASTIC LYMPHADENOPATHY
BBm9.00	[M] MONOCYTOID B-CELL LYMPHOMA
BBmC.00	[M] T-GAMMA LYMPHOPROLIFERATIVE DISEASE
BBmD.00	[M] CUTANEOUS LYMPHOMA
BBmH.00	[M] LARGE CELL LYMPHOMA
BBmK.00	[M]WALDENSTROM'S MACROGLOBULINAEMIA
BBmz.00	[M]MISCELLANEOUS RETICULOENDOTHELIAL NEOPLASM NOS
BBn..00	[M]PLASMA CELL TUMOURS
BBn0.00	[M]PLASMA CELL MYELOMA
BBn0.11	[M]MULTIPLE MYELOMA
BBn0.12	[M]MYELOMA NOS
BBn0.13	[M]MYELOMATOSIS
BBn0.14	[M]PLASMACYTIC MYELOMA
BBn2.00	[M]PLASMACYTOMA NOS
BBn2.11	[M]MONOSTOTIC MYELOMA
BBn2.12	[M]SOLITARY MYELOMA
BBn3.00	[M]PLASMA CELL TUMOUR, MALIGNANT
BBnz.00	[M]PLASMA CELL TUMOUR NOS
BBp..00	[M]MAST CELL TUMOURS
BBp0.00	[M]MASTOCYTOMA NOS
BBp1.00	[M]MAST CELL SARCOMA

BBp2.00	[M]MALIGNANT MASTOCYTOSIS
BBpz.00	[M]MAST CELL TUMOUR NOS
BBq..00	[M]BURKITT'S TUMOURS
BBq0.00	[M]BURKITT'S TUMOUR
BBqz.00	[M]BURKITT'S TUMOUR NOS
BBr..00	[M]LEUKAEMIAS
BBr0.00	[M]LEUKAEMIAS UNSPECIFIED
BBr0000	[M]LEUKAEMIA NOS
BBr0100	[M]ACUTE LEUKAEMIA NOS
BBr0111	[M]BLAST CELL LEUKAEMIA
BBr0112	[M]BLASTIC LEUKAEMIA
BBr0113	[M]STEM CELL LEUKAEMIA
BBr0200	[M]SUBACUTE LEUKAEMIA NOS
BBr0300	[M]CHRONIC LEUKAEMIA NOS
BBr0400	[M]ALEUKAEMIC LEUKAEMIA NOS
BBr0z00	[M]LEUKAEMIA UNSPECIFIED, NOS
BBr1.00	[M]COMPOUND LEUKAEMIAS
BBr1000	[M]COMPOUND LEUKAEMIA
BBr1011	[M]MIXED LEUKAEMIA
BBr1z00	[M]COMPOUND LEUKAEMIA NOS
BBr2.00	[M]LYMPHOID LEUKAEMIAS
BBr2000	[M]LYMPHOID LEUKAEMIA NOS
BBr2011	[M]LYMPHATIC LEUKAEMIA
BBr2100	[M]ACUTE LYMPHOID LEUKAEMIA
BBr2200	[M]SUBACUTE LYMPHOID LEUKAEMIA
BBr2300	[M]CHRONIC LYMPHOID LEUKAEMIA
BBr2400	[M]ALEUKAEMIC LYMPHOID LEUKAEMIA
BBr2500	[M]PROLYMPHOCYTIC LEUKAEMIA
BBr2600	[M]BURKITT'S CELL LEUKAEMIA
BBr2700	[M]ADULT T-CELL LEUKAEMIA/LYMPHOMA
BBr2z00	[M]OTHER LYMPHOID LEUKAEMIA NOS
BBr3.00	[M]PLASMA CELL LEUKAEMIAS
BBr3000	[M]PLASMA CELL LEUKAEMIA
BBr3z00	[M]PLASMA CELL LEUKAEMIA NOS
BBr4.00	[M]ERYTHROLEUKAEMIAS
BBr4000	[M]ERYTHROLEUKAEMIA
BBr4011	[M]ERYTHRAEMIC MYELOSIS
BBr4111	[M]DI GUGLIELMO'S DISEASE
BBr4z00	[M]ERYTHROLEUKAEMIA NOS
BBr5.00	[M]LYMPHOSARCOMA CELL LEUKAEMIAS
BBr5000	[M]LYMPHOSARCOMA CELL LEUKAEMIA
BBr5z00	[M]LYMPHOSARCOMA CELL LEUKAEMIA NOS
BBr6.00	[M]MYELOID LEUKAEMIAS
BBr6000	[M]MYELOID LEUKAEMIA NOS
BBr6011	[M]GRANULOCYTIC LEUKAEMIA NOS
BBr6100	[M]ACUTE MYELOID LEUKAEMIA
BBr6200	[M]SUBACUTE MYELOID LEUKAEMIA
BBr6300	[M]CHRONIC MYELOID LEUKAEMIA
BBr6311	[M]NAEGELI-TYPE MONOCYTIC LEUKAEMIA
BBr6400	[M]ALEUKAEMIC MYELOID LEUKAEMIA
BBr6500	[M]NEUTROPHILIC LEUKAEMIA
BBr6600	[M]ACUTE PROMYELOCYTIC LEUKAEMIA
BBr6700	[M]ACUTE MYELOMONOCYTIC LEUKAEMIA
BBr6800	[M]CHRONIC MYELOMONOCYTIC LEUKAEMIA
BBr6z00	[M]OTHER MYELOID LEUKAEMIA NOS

BBr7.00	[M]BASOPHILIC LEUKAEMIAS
BBr7000	[M]BASOPHILIC LEUKAEMIA
BBr7z00	[M]BASOPHILIC LEUKAEMIA NOS
BBr8.00	[M]EOSINOPHILIC LEUKAEMIAS
BBr8000	[M]EOSINOPHILIC LEUKAEMIA
BBr8z00	[M]EOSINOPHILIC LEUKAEMIA NOS
BBr9.00	[M]MONOCYTIC LEUKAEMIAS
BBr9000	[M]MONOCYTIC LEUKAEMIA NOS
BBr9011	[M]HISTIOCYTIC LEUKAEMIA
BBr9012	[M]SCHILLING-TYPE MONOCYTIC LEUKAEMIA
BBr9100	[M]ACUTE MONOCYTIC LEUKAEMIA
BBr9200	[M]SUBACUTE MONOCYTIC LEUKAEMIA
BBr9300	[M]CHRONIC MONOCYTIC LEUKAEMIA
BBr9400	[M]ALEUKAEMIC MONOCYTIC LEUKAEMIA
BBr9z00	[M]OTHER MONOCYTIC LEUKAEMIA NOS
BBrA.00	[M]MISCELLANEOUS LEUKAEMIAS
BBrA000	[M]MAST CELL LEUKAEMIA
BBrA100	[M]MEGAKARYOCYTIC LEUKAEMIA
BBrA111	[M]THROMBOCYTIC LEUKAEMIA
BBrA200	[M]MEGAKARYOCYTIC MYELOSIS
BBrA300	[M]MYELOID SARCOMA
BBrA311	[M]CHLOROMA
BBrA312	[M]GRANULOCYTIC SARCOMA
BBrA400	[M]HAIRY CELL LEUKAEMIA
BBrA411	[M]LEUKAEMIC RETICULOENDOTHELIOSIS
BBrA500	[M]ACUTE MEGAKARYOBLASTIC LEUKAEMIA
BBrA600	[M]ACUTE PANMYELOSIS
BBrA700	[M]ACUTE MYELOFIBROSIS
BBrA800	[M]LEUKAEMIC RETICULOENDOTHELIOSIS
BBrAz00	[M]MISCELLANEOUS LEUKAEMIA NOS
BBrz.00	[M]LEUKAEMIA NOS
BBs..00	[M]MISC MYELOPROLIFERATIVE AND LYMPHOPROLIFERATIVE DISORDERS
BBs0.00	[M]POLYCYTHAEMIA VERA
BBs0.11	[M]POLYCYTHAEMIA RUBRA VERA
BBs1.00	[M]ACUTE PANMYELOSIS
BBs2.00	[M]CHRONIC MYELOPROLIFERATIVE DISEASE
BBs3.00	[M]MYELOSCLEROSIS WITH MYELOID METAPLASIA
BBs3.11	[M]MEGAKARYOCYTIC MYELOSCLEROSIS
BBs4.00	[M]IDIOPATHIC THROMBOCYTHAEMIA
BBs5.00	[M]CHRONIC LYMPHOPROLIFERATIVE DISEASE
BBsz.00	[M]MISC MYELOPROLIFERATIVE OR LYMPHOPROLIFERATIVE DIS NOS
BBv..00	[M]MYELOYDYSPLASTIC SYNDROME
BBv0.00	[M]MONOCYTOID B-CELL LYMPHOMA
BBv1.00	[M]ANGIOENDOTHELIOMATOSIS
BBv2.00	[M]ANGIOCENTRICT-CELL LYMPHOMA
Byu0.00	[X]MALIGNANT NEOPLASM OF LIP, ORAL CAVITY AND PHARYNX
Byu1.00	[X]MALIGNANT NEOPLASM OF DIGESTIVE ORGANS
Byu1000	[X]OTHER SARCOMAS OF THE LIVER
Byu1100	[X]OTHER SPECIFIED CARCINOMAS OF LIVER
Byu1200	[X]MALIGNANT NEOPLASM OF INTESTINAL TRACT, PART UNSPECIFIED
Byu1300	[X]MALIGNANT NEOPLASM/ILL-DEFIN SITES WITHIN DIGESTIVE SYSTEM
Byu2.00	[X]MALIGNANT NEOPLASM OF RESPIRATORY AND INTRATHORACIC ORGA
Byu2000	[X]MALIGNANT NEOPLASM OF BRONCHUS OR LUNG, UNSPECIFIED
Byu2100	[X]MALIGNANT NEOPLASM/OVERLAP LESION/HEART,MEDIASTINM+PLEURA
Byu2200	[X]MALIGNANT NEOPLASM/UPPER RESP TRACT, PART UNSPECIFIED

Byu2300	[X]MALIGNANT NEOPL/OVERLAPPING LES/RESP+INTRATHORACIC ORGANS
Byu2400	[X]MALIGNANT NEOPLASM/ILL-DEFINED SITES WITHIN RESP SYSTEM
Byu2500	[X]MALIGNANT NEOPLASM OF MEDIASTINUM, PART UNSPECIFIED
Byu3.00	[X]MALIGNANT NEOPLASM OF BONE AND ARTICULAR CARTILAGE
Byu3000	[X]MAL NEOPLASM/OVERLAP LESION/BONE+ARTICULAR CARTILAGE/LIMB
Byu3100	[X]MALIGNANT NEOPLASM/BONES+ARTICULAR CARTILAGE/LIMB,UNSPFD
Byu3200	[X]MALIGNANT NEOPLASM/OVERLAP LESION/BONE+ARTICULR CARTILAGE
Byu3300	[X]MALIGNANT NEOPLASM/BONE+ARTICULAR CARTILAGE, UNSPECIFIED
Byu4.00	[X]MELANOMA AND OTHER MALIGNANT NEOPLASMS OF SKIN
Byu4000	[X]MALIGNANT MELANOMA OF OTHER+UNSPECIFIED PARTS OF FACE
Byu4100	[X]MALIGNANT MELANOMA OF SKIN, UNSPECIFIED
Byu4200	[X]OTH MALIGNANT NEOPLASM/SKIN OF OTH+UNSPECFD PARTS OF FACE
Byu4300	[X]MALIGNANT NEOPLASM OF SKIN, UNSPECIFIED
Byu5.00	[X]MALIGNANT NEOPLASM OF MESOTHELIAL AND SOFT TISSUE
Byu5000	[X]MESOTHELIOMA OF OTHER SITES
Byu5011	[X]MESOTHELIOMA OF LUNG
Byu5100	[X]MESOTHELIOMA, UNSPECIFIED
Byu5200	[X]KAPOSI'S SARCOMA OF MULTIPLE ORGANS
Byu5300	[X]KAPOSI'S SARCOMA, UNSPECIFIED
Byu5400	[X]MALIGNANT NEOPLASM/PERIPHERAL NERVES OF TRUNK,UNSPECIFIED
Byu5500	[X]MAL NEOPLASM/OVERLAP LES/PERIPH NERV+AUTONOMIC NERV SYSTM
Byu5600	[X]MAL NEOPLASM/PERIPH NERVES+AUTONOMIC NERVOUS SYSTEM,UNSPC
Byu5700	[X]MALIGNANT NEOPLASM OF PERITONEUM, UNSPECIFIED
Byu5800	[X]MAL NEOPLASM/CONNECTIVE+SOFT TISSUE OF TRUNK,UNSPECIFIED
Byu5900	[X]MALIGNANT NEOPLASM/CONNECTIVE + SOFT TISSUE,UNSPECIFIED
Byu5A00	[X]MALIGNANT NEOPLASM OVERLAPPING LESION OF SKIN
Byu5B00	[X]KAPOSI'S SARCOMA OF OTHER SITES
Byu6.00	[X]MALIGNANT NEOPLASM OF BREAST
Byu7.00	[X]MALIGNANT NEOPLASM OF FEMALE GENITAL ORGANS
Byu7000	[X]MALIGNANT NEOPLASM OF UTERINE ADNEXA, UNSPECIFIED
Byu7100	[X]MALIGNANT NEOPLASM/OTHER SPECIFIED FEMALE GENITAL ORGANS
Byu7200	[X]MALIGNANT NEOPLASM/OVERLAPPING LESION/FEML GENITAL ORGANS
Byu7300	[X]MALIGNANT NEOPLASM OF FEMALE GENITAL ORGAN, UNSPECIFIED
Byu8.00	[X]MALIGNANT NEOPLASM OF MALE GENITAL ORGANS
Byu8000	[X]MALIGNANT NEOPLASM/OTHER SPECIFIED MALE GENITAL ORGANS
Byu8100	[X]MALIGNANT NEOPLASM/OVERLAPPING LESION/MALE GENITAL ORGANS
Byu8200	[X]MALIGNANT NEOPLASM OF MALE GENITAL ORGAN, UNSPECIFIED
Byu9.00	[X]MALIGNANT NEOPLASM OF URINARY TRACT
Byu9000	[X]MALIGNANT NEOPLASM OF URINARY ORGAN, UNSPECIFIED
ByuA.00	[X]MALIGNANT NEOPLASM OF EYE, BRAIN AND OTHER PARTS OF CENT
ByuA000	[X]MALIGNANT NEOPLASM/OTHER AND UNSPECIFIED CRANIAL NERVES
ByuA100	[X]MALIGNANT NEOPLASM/CENTRAL NERVOUS SYSTEM, UNSPECIFIED
ByuA200	[X]MALIGNANT NEOPLASM OF MENINGES, UNSPECIFIED
ByuA300	[X]MALIG NEOPL, OVERLAP LESION BRAIN & OTHER PART OF CNS
ByuB.00	[X]MALIGNANT NEOPLASM OF THYROID AND OTHER ENDOCRINE GLANDS
ByuB000	[X]MALIGNANT NEOPLASM-PLURIGLANDULAR INVOLVEMENT,UNSPECIFIED
ByuB100	[X]MALIGNANT NEOPLASM OF ENDOCRINE GLAND, UNSPECIFIED
ByuC.00	[X]MALIGNANT NEOPLASM OF ILL-DEFINED, SECONDARY AND UNSPECI
ByuC000	[X]MALIGNANT NEOPLASM OF OTHER SPECIFIED SITES
ByuC100	[X]MALIGNANT NEOPLASM/OVERLAP LESION/OTHER+ILL-DEFINED SITES
ByuC200	[X]2NDRY+UNSPCF MALIGNANT NEOPLASM LYMPH NODES/MULTI REGIONS
ByuC300	[X]SECONDARY MALIGNANT NEOPLASM/OTH+UNSPC RESPIRATORY ORGANS
ByuC400	[X]SECONDARY MALIGNANT NEOPLASM/OTH+UNSPCFD DIGESTIVE ORGANS
ByuC500	[X]2NDRY MALIGNANT NEOPLASM/BLADDER+OTH+UNSP URINARY ORGANS
ByuC600	[X]2NDRY MALIGNANT NEOPLASM/OTH+UNSPEC PARTS/NERVOUS SYSTEM

ByuC700	[X]SECONDARY MALIGNANT NEOPLASM OF OTHER SPECIFIED SITES
ByuC800	[X]MALIGNANT NEOPLASM WITHOUT SPECIFICATION OF SITE
ByuD.00	[X]MALIGNANT NEOPLASMS OF LYMPHOID, HAEMATOPOIETIC AND RELA
ByuD100	[X]OTHER TYPES OF FOLLICULAR NON-HODGKIN'S LYMPHOMA
ByuD200	[X]OTHER TYPES OF DIFFUSE NON-HODGKIN'S LYMPHOMA
ByuD300	[X]OTHER SPECIFIED TYPES OF NON-HODGKIN'S LYMPHOMA
ByuD400	[X]OTHER MALIGNANT IMMUNOPROLIFERATIVE DISEASES
ByuD500	[X]OTHER LYMPHOID LEUKAEMIA
ByuD600	[X]OTHER MYELOID LEUKAEMIA
ByuD700	[X]OTHER MONOCYTIC LEUKAEMIA
ByuD800	[X]OTHER SPECIFIED LEUKAEMIAS
ByuD900	[X]OTHER LEUKAEMIA OF UNSPECIFIED CELL TYPE
ByuDA00	[X]OTH SPCF MAL NEOPLSM/LYMPHOID,HAEMATOPOIETIC+RLTD TISSUE
ByuDB00	[X]MAL NEOPLASM/LYMPHOID,HAEMATOPOIETIC+RELATED TISSU,UNSPCF
ByuDC00	[X]DIFFUSE NON-HODGKIN'S LYMPHOMA, UNSPECIFIED
ByuDD00	[X]OTH AND UNSPECIF PERIPHERAL & CUTANEOUS T-CELL LYMPHOMAS
ByuDE00	[X]UNSPECIFIED B-CELL NON-HODGKIN'S LYMPHOMA
ByuDF00	[X]NON-HODGKIN'S LYMPHOMA, UNSPECIFIED TYPE
ByuDF11	[X]NON-HODGKIN'S LYMPHOMA NOS
ByuE.00	[X]MALIGNANT NEOPLASMS/INDEPENDENT (PRIMARY) MULTIPLE SITES
ByuE000	[X]MALIGNANT NEOPLASMS/INDEPENDENT(PRIMARY)MULTIPLE SITES
ByuF000	[X]CARCINOMA IN SITU/OTHER+UNSPECIFIED PARTS OF INTESTINE
ByuF100	[X]CARCINOMA IN SITU OF OTHER SPECIFIED DIGESTIVE ORGANS
ByuF200	[X]CARCINOMA IN SITU OF DIGESTIVE ORGAN, UNSPECIFIED
ByuF300	[X]CARCINOMA IN SITU OF OTHER PARTS OF RESPIRATORY SYSTEM
ByuF400	[X]CARCINOMA IN SITU OF RESPIRATORY SYSTEM, UNSPECIFIED
ByuF500	[X]MELANOMA IN SITU OF OTHER AND UNSPECIFIED PARTS OF FACE
ByuF600	[X]MELANOMA IN SITU OF OTHER SITES
ByuF700	[X]CARCINOMA IN SITU OF SKIN OF OTHER+UNSPECIFIED PARTS/FACE
ByuF800	[X]CARCINOMA IN SITU OF SKIN OF OTHER SITES
ByuF900	[X]CARCINOMA IN SITU OF SKIN, UNSPECIFIED
ByuFA00	[X]CARCINOMA IN SITU OF OTHER PARTS OF CERVIX
ByuFB00	[X]CARCINOMA IN SITU OF OTHER+UNSPCFD FEMALE GENITAL ORGANS
ByuFC00	[X]CARCINOMA IN SITU OF OTH+UNSPECIFIED MALE GENITAL ORGANS
ByuFD00	[X]CARCINOMA IN SITU OF OTHER+UNSPECIFIED URINARY ORGANS
ByuFE00	[X]CARCINOMA IN SITU OF OTHER SPECIFIED SITES
ByuFF00	[X]MELANOMA IN SITU, UNSPECIFIED
ByuFG00	[X]OTHER CARCINOMA IN SITU OF BREAST
C1z2.00	CARCINOID SYNDROME
H51y700	MALIGNANT PLEURAL EFFUSION
K551000	ANAPLASIA OF CERVIX
ZV67600	[V]FOLLOW-UP EXAMINATION AFT SURGERY FOR MALIGNANT NEOPLASM
ZV67700	[V]FOLLOW-UP EXAM AFTER RADIOTHERAPY FOR MALIGNANT NEOPLASM
ZV67A00	[V]FOLOW-UP EXAM AFT OTHER TREATMENT FOR MALIGNANT NEOPLASM
ZV67B00	[V]FOLOW-UP EXAM AFT UNSPEC TREATMENT FOR MALIGNANT NEOPLASM

Table 47. Inflammatory bowel disease

Value labels: yes or no. Reference category: No

ICPC-2	TITLE
D94	Chronic enteritis/Ulcerative colitis
ICD-10	TITLE
K50-K52	Noninfective enteritis and colitis

READ	TITLE
J08z900	OROFACIAL CROHN'S DISEASE
J4...00	NONINFECTIVE ENTERITIS AND COLITIS
J4...11	COLITIS - NONINFECTIVE
J4...12	INFLAMMATORY BOWEL DISEASE
J4...13	NONINFECTIVE DIARRHOEA
J40..00	REGIONAL ENTERITIS - CROHN'S DISEASE
J40..11	CROHN'S DISEASE
J40..12	GRANULOMATOUS ENTERITIS
J400.00	REGIONAL ENTERITIS OF THE SMALL BOWEL
J400000	REGIONAL ENTERITIS OF THE DUODENUM
J400100	REGIONAL ENTERITIS OF THE JEJUNUM
J400200	CROHN'S DISEASE OF THE TERMINAL ILEUM
J400300	CROHN'S DISEASE OF THE ILEUM UNSPECIFIED
J400400	CROHN'S DISEASE OF THE ILEUM NOS
J400500	EXACERBATION OF CROHN'S DISEASE OF SMALL INTESTINE
J400z00	CROHN'S DISEASE OF THE SMALL BOWEL NOS
J401.00	REGIONAL ENTERITIS OF THE LARGE BOWEL
J401000	REGIONAL ENTERITIS OF THE COLON
J401100	REGIONAL ENTERITIS OF THE RECTUM
J401200	EXACERBATION OF CROHN'S DISEASE OF LARGE INTESTINE
J401z00	CROHN'S DISEASE OF THE LARGE BOWEL NOS
J401z11	CROHN'S COLITIS
J402.00	REGIONAL ILEOCOLITIS
J40z.00	REGIONAL ENTERITIS NOS
J40z.11	CROHN'S DISEASE NOS
J41..00	IDIOPATHIC PROCTOCOLITIS
J41..11	MUCOUS COLITIS AND/OR PROCTITIS
J41..12	ULCERATIVE COLITIS AND/OR PROCTITIS
J410.00	ULCERATIVE PROCTOCOLITIS
J410000	ULCERATIVE ILEOCOLITIS
J410100	ULCERATIVE COLITIS
J410200	ULCERATIVE RECTOSIGMOIDITIS
J410300	ULCERATIVE PROCTITIS
J410400	EXACERBATION OF ULCERATIVE COLITIS
J410z00	ULCERATIVE PROCTOCOLITIS NOS
J411.00	ULCERATIVE (CHRONIC) ENTEROCOLITIS
J412.00	ULCERATIVE (CHRONIC) ILEOCOLITIS
J41y.00	OTHER IDIOPATHIC PROCTOCOLITIS
J41y000	PSEUDOPOLYPOSIS OF COLON
J41y100	TOXIC MEGACOLON
J41yz00	OTHER IDIOPATHIC PROCTOCOLITIS NOS
J41z.00	IDIOPATHIC PROCTOCOLITIS NOS
J57y900	ULCERATION OF COLON
Jyu4000	[X]OTHER CROHN'S DISEASE
Jyu4100	[X]OTHER ULCERATIVE COLITIS

Table 48. Chronic obstructive airway disease

Value labels: yes or no. Reference category: No

ICPC codes	
R79 (old R91)	Chronic bronchitis
R95	Emphysema/chronic obstructive pulmonary disease

ICD-10 codes	
J41	Simple and mucopurulent chronic bronchitis
J42	Unspecified chronic bronchitis
J43	Emphysema
J44	Other chronic obstructive pulmonary disease
READ	
66Yg.00	CHRONIC OBSTRUCTIVE PULMONARY DISEASE DISTURBS SLEEP
66Yh.00	CHRONIC OBSTRUCTIVE PULMONARY DISEASE DOES NOT DISTURB SLEEP
H3...00	CHRONIC OBSTRUCTIVE PULMONARY DISEASE
H3...11	CHRONIC OBSTRUCTIVE AIRWAYS DISEASE
H30..00	BRONCHITIS UNSPECIFIED
H30..11	CHEST INFECTION - UNSPECIFIED BRONCHITIS
H30..12	RECURRENT WHEEZY BRONCHITIS
H300.00	TRACHEOBRONCHITIS NOS
H301.00	LARYNGOTRACHEOBRONCHITIS
H302.00	WHEEZY BRONCHITIS
H30z.00	BRONCHITIS NOS
H31..00	CHRONIC BRONCHITIS
H310.00	SIMPLE CHRONIC BRONCHITIS
H310000	CHRONIC CATARRHAL BRONCHITIS
H310100	SMOKERS' COUGH
H310z00	SIMPLE CHRONIC BRONCHITIS NOS
H311.00	MUCOPURULENT CHRONIC BRONCHITIS
H311000	PURULENT CHRONIC BRONCHITIS
H311100	FETID CHRONIC BRONCHITIS
H311z00	MUCOPURULENT CHRONIC BRONCHITIS NOS
H312.00	OBSTRUCTIVE CHRONIC BRONCHITIS
H312000	CHRONIC ASTHMATIC BRONCHITIS
H312011	CHRONIC WHEEZY BRONCHITIS
H312100	EMPHYSEMATOUS BRONCHITIS
H312200	ACUTE EXACERBATION OF CHRONIC OBSTRUCTIVE AIRWAYS DISEASE
H312300	BRONCHIOLITIS OBLITERANS
H312z00	OBSTRUCTIVE CHRONIC BRONCHITIS NOS
H313.00	MIXED SIMPLE AND MUCOPURULENT CHRONIC BRONCHITIS
H31y.00	OTHER CHRONIC BRONCHITIS
H31y000	CHRONIC TRACHEITIS
H31y100	CHRONIC TRACHEOBRONCHITIS
H31yz00	OTHER CHRONIC BRONCHITIS NOS
H31z.00	CHRONIC BRONCHITIS NOS
H32..00	EMPHYSEMA
H320.00	CHRONIC BULLOUS EMPHYSEMA
H320000	SEGMENTAL BULLOUS EMPHYSEMA
H320100	ZONAL BULLOUS EMPHYSEMA
H320200	GIANT BULLOUS EMPHYSEMA
H320300	BULLOUS EMPHYSEMA WITH COLLAPSE
H320311	TENSION PNEUMATOCOELE
H320z00	CHRONIC BULLOUS EMPHYSEMA NOS
H321.00	PANLOBULAR EMPHYSEMA
H322.00	CENTRILOBULAR EMPHYSEMA
H32y.00	OTHER EMPHYSEMA
H32y000	ACUTE VESICULAR EMPHYSEMA
H32y100	ATROPHIC (SENILE) EMPHYSEMA
H32y111	ACUTE INTERSTITIAL EMPHYSEMA
H32y200	MACLEOD'S UNILATERAL EMPHYSEMA

H32yz00	OTHER EMPHYSEMA NOS
H32yz11	SAWYER - JONES SYNDROME
H32z.00	EMPHYSEMA NOS
H36..00	MILD CHRONIC OBSTRUCTIVE PULMONARY DISEASE
H37..00	MODERATE CHRONIC OBSTRUCTIVE PULMONARY DISEASE
H38..00	SEVERE CHRONIC OBSTRUCTIVE PULMONARY DISEASE
H39..00	VERY SEVERE CHRONIC OBSTRUCTIVE PULMONARY DISEASE
H3y..00	OTHER SPECIFIED CHRONIC OBSTRUCTIVE AIRWAYS DISEASE
H3y..11	OTHER SPECIFIED CHRONIC OBSTRUCTIVE PULMONARY DISEASE
H3y0.00	CHRONIC OBSTRUCT PULMONARY DIS WITH ACUTE LOWER RESP INFECTN
H3y1.00	CHRON OBSTRUCT PULMONARY DIS WTH ACUTE EXACERBATION, UNSPEC
H3z..00	CHRONIC OBSTRUCTIVE AIRWAYS DISEASE NOS
H3z..11	CHRONIC OBSTRUCTIVE PULMONARY DISEASE NOS

Table 49. Liver disease

Value labels: yes or no. Reference category: No

ICPC codes	
D97	Liver disease NOS
ICD-10 codes	
K72	Hepatic failure, not elsewhere classified
K73	Chronic hepatitis, not elsewhere classified
K74	Fibrosis and cirrhosis of liver
K75	Other inflammatory liver diseases
K76	Other diseases of liver
K77	Liver disorders in diseases classified elsewhere
READ codes	
44d2.00	Liver Function Tests Abnormal
44E2.00	Serum Bilirubin Raised
44g2.00	Liver Enzymes Abnormal
J6...00	LIVER, BILIARY, PANCREAS + GASTROINTESTINAL DISEASES NEC
J60..00	ACUTE AND SUBACUTE LIVER NECROSIS
J600.00	ACUTE NECROSIS OF LIVER
J600000	ACUTE HEPATIC FAILURE
J600011	ACUTE LIVER FAILURE
J600100	ACUTE HEPATITIS - NONINFECTIVE
J600200	ACUTE YELLOW ATROPHY
J600z00	ACUTE NECROSIS OF LIVER NOS
J601.00	SUBACUTE NECROSIS OF LIVER
J601000	SUBACUTE HEPATIC FAILURE
J601100	SUBACUTE HEPATITIS - NONINFECTIVE
J601200	SUBACUTE YELLOW ATROPHY
J601z00	SUBACUTE NECROSIS OF LIVER NOS
J60z.00	ACUTE AND SUBACUTE LIVER NECROSIS NOS
J61..00	CIRRHOSIS AND CHRONIC LIVER DISEASE
J610.00	ALCOHOLIC FATTY LIVER
J611.00	ACUTE ALCOHOLIC HEPATITIS
J612.00	ALCOHOLIC CIRRHOSIS OF LIVER
J612.11	FLORID CIRRHOSIS
J612.12	LAENNEC'S CIRRHOSIS
J612000	ALCOHOLIC FIBROSIS AND SCLEROSIS OF LIVER
J613.00	ALCOHOLIC LIVER DAMAGE UNSPECIFIED

J613000	ALCOHOLIC HEPATIC FAILURE
J614.00	CHRONIC HEPATITIS
J614000	CHRONIC PERSISTENT HEPATITIS
J614100	CHRONIC ACTIVE HEPATITIS
J614111	AUTOIMMUNE CHRONIC ACTIVE HEPATITIS
J614200	CHRONIC AGGRESSIVE HEPATITIS
J614300	RECURRENT HEPATITIS
J614400	CHRONIC LOBULAR HEPATITIS
J614y00	CHRONIC HEPATITIS UNSPECIFIED
J614z00	CHRONIC HEPATITIS NOS
J615.00	CIRRHOSIS - NON ALCOHOLIC
J615.11	PORTAL CIRRHOSIS
J615000	UNILOBULAR PORTAL CIRRHOSIS
J615100	MULTILOBULAR PORTAL CIRRHOSIS
J615111	POSTNECROTIC CIRRHOSIS OF LIVER
J615200	MIXED PORTAL CIRRHOSIS
J615300	DIFFUSE NODULAR CIRRHOSIS
J615400	FATTY PORTAL CIRRHOSIS
J615500	HYPERTROPHIC PORTAL CIRRHOSIS
J615600	CAPSULAR PORTAL CIRRHOSIS
J615700	CARDIAC PORTAL CIRRHOSIS
J615711	CONGESTIVE CIRRHOSIS
J615800	JUVENILE PORTAL CIRRHOSIS
J615811	CHILDHOOD FUNCTION CIRRHOSIS
J615812	INDIAN CHILDHOOD CIRRHOSIS
J615900	PIGMENTARY PORTAL CIRRHOSIS
J615A00	PIPE-STEM PORTAL CIRRHOSIS
J615B00	TOXIC PORTAL CIRRHOSIS
J615C00	XANTHOMATOUS PORTAL CIRRHOSIS
J615D00	BACTERIAL PORTAL CIRRHOSIS
J615E00	CARDITUBERCULOUS CIRRHOSIS
J615F00	SYPHILITIC PORTAL CIRRHOSIS
J615G00	ZOOPARASITIC PORTAL CIRRHOSIS
J615H00	INFECTIOUS CIRRHOSIS NOS
J615y00	PORTAL CIRRHOSIS UNSPECIFIED
J615z00	NON-ALCOHOLIC CIRRHOSIS NOS
J615z11	MACRONODULAR CIRRHOSIS OF LIVER
J615z12	CRYPTOGENIC CIRRHOSIS OF LIVER
J615z13	CIRRHOSIS OF LIVER NOS
J615z14	LAENNEC'S CIRRHOSIS, NON-ALCOHOLIC
J615z15	HEPATIC FIBROSIS
J616.00	BILIARY CIRRHOSIS
J616000	PRIMARY BILIARY CIRRHOSIS
J616100	SECONDARY BILIARY CIRRHOSIS
J616200	BILIARY CIRRHOSIS OF CHILDREN
J616z00	BILIARY CIRRHOSIS NOS
J617.00	ALCOHOLIC HEPATITIS
J617000	CHRONIC ALCOHOLIC HEPATITIS
J61y.00	OTHER NON-ALCOHOLIC CHRONIC LIVER DISEASE
J61y000	CHRONIC YELLOW LIVER ATROPHY
J61y100	NON-ALCOHOLIC FATTY LIVER
J61y200	HEPATOSPLENOMEGALY
J61y300	PORTAL FIBROSIS WITHOUT CIRRHOSIS
J61y400	HEPATIC FIBROSIS
J61y500	HEPATIC SCLEROSIS

J61y600	HEPATIC FIBROSIS WITH HEPATIC SCLEROSIS
J61y700	STEATOSIS OF LIVER
J61y800	NONALCOHOLIC STEATOHEPATITIS
J61yz00	OTHER NON-ALCOHOLIC CHRONIC LIVER DISEASE NOS
J61z.00	CHRONIC LIVER DISEASE NOS
J62..00	LIVER ABSCESS AND SEQUELAE OF CHRONIC LIVER DISEASE
J620.00	LIVER ABSCESS - EXCLUDING AMOEBIC LIVER ABSCESS
J620000	LIVER ABSCESS DUE TO PORTAL PYAEMIA
J620100	LIVER ABSCESS DUE TO CHOLANGITIS
J620200	LIVER ABSCESS VIA HEPATIC ARTERY
J620300	LIVER ABSCESS VIA UMBILICUS
J620400	LIVER ABSCESS DUE TO DIRECT EXTENSION
J620z00	LIVER ABSCESS NOS
J621.00	PORTAL PYAEMIA
J621.11	PHLEBITIS OF PORTAL VEIN
J622.00	HEPATIC COMA
J622.11	ENCEPHALOPATHY - HEPATIC
J623.00	PORTAL HYPERTENSION
J624.00	HEPATORENAL SYNDROME
J625.00	[X] HEPATIC FAILURE
J625.11	[X] LIVER FAILURE
J62y.00	OTHER SEQUELAE OF CHRONIC LIVER DISEASE
J62y.11	HEPATIC FAILURE NOS
J62y.12	LIVER FAILURE NOS
J62y.13	HEPATIC FAILURE
J62z.00	LIVER ABSCESS AND CHRONIC LIVER DISEASE CAUSING SEQUELAE NOS
J63..00	OTHER LIVER DISORDERS
J630.00	CHRONIC PASSIVE LIVER CONGESTION
J631.00	HEPATITIS IN VIRAL DISEASES EC
J631000	HEPATITIS IN COXSACKIE VIRUS
J631100	HEPATITIS IN CYTOMEGALIC INCLUSION VIRUS
J631200	HEPATITIS IN INFECTIOUS MONONUCLEOSIS
J631300	HEPATITIS IN MUMPS
J631400	HEPATITIS IN YELLOW FEVER
J631500	HEPATITIS IN OTHER VIRAL DISEASE
J631600	HEPATITIS + ADENOVIRUS
J631z00	HEPATITIS IN VIRAL DISEASES EC NOS
J632.00	HEPATITIS IN OTHER INFECTIOUS DISEASES EC
J632000	HEPATITIS IN MALARIA
J632100	HEPATITIS IN LATE SYPHILIS
J632200	HEPATITIS IN SECONDARY SYPHILIS
J632300	HEPATITIS IN TOXOPLASMOSIS
J632z00	HEPATITIS IN INFECTIOUS DISEASES EC NOS
J633.00	HEPATITIS UNSPECIFIED
J633000	TOXIC HEPATITIS
J633z00	HEPATITIS UNSPECIFIED NOS
J634.00	HEPATIC INFARCTION
J635.00	TOXIC LIVER DISEASE
J635000	TOXIC LIVER DISEASE WITH CHOLESTASIS
J635100	TOXIC LIVER DISEASE WITH HEPATIC NECROSIS
J635200	TOXIC LIVER DISEASE WITH ACUTE HEPATITIS
J635300	TOXIC LIVER DISEASE WITH CHRONIC PERSISTENT HEPATITIS
J635400	TOXIC LIVER DISEASE WITH CHRONIC LOBULAR HEPATITIS
J635500	TOXIC LIVER DISEASE WITH CHRONIC ACTIVE HEPATITIS
J635600	TOXIC LIVER DISEASE WITH FIBROSIS AND CIRRHOSIS OF LIVER

J635700	ACUTE HEPATIC FAILURE DUE TO DRUGS
J635X00	TOXIC LIVER DISEASE, UNSPECIFIED
J636.00	CENTRAL HAEMORRHAGIC NECROSIS OF LIVER
J637.00	HEPATIC VENO-OCCLUSIVE DISEASE
J638.00	PELIOSIS HEPATIS
J639.00	HEPATIC GRANULOMAS IN BERYLLIOSIS
J63A.00	HEPATIC GRANULOMAS IN SARCOIDOSIS
J63B.00	AUTOIMMUNE HEPATITIS
J63X.00	GRANULOMATOUS HEPATITIS, NOT ELSEWHERE CLASSIFIED
J63y.00	OTHER SPECIFIED LIVER DISORDER
J63y000	HEPATOPTOSIS
J63y100	NONSPECIFIC REACTIVE HEPATITIS
J63y200	LIVER CYST
J63yz00	OTHER SPECIFIED LIVER DISORDER NOS
J63z.00	LIVER DISORDER NOS

Table 50. Chronic renal failure

Value labels: yes or no. Reference category: No

ICPC-2	TITLE
	NO SPECIFIC CODE
ICD-10	TITLE
N18	Chronic renal failure
READ	TITLE
K05..00	CHRONIC RENAL FAILURE
K05..11	CHRONIC URAEMIA
K05..12	END STAGE RENAL FAILURE
K050.00	END STAGE RENAL FAILURE
K06..00	RENAL FAILURE UNSPECIFIED

Table 51. Mental disorders

Value labels: yes or no. Reference category: No

Note: Depression is also included under Mental disorder. Please see [Annex II, Table 5](#), Indication of benzodiazepine, for Depression codes.

ICPC-2	Title
P71	Organic psychosis other
P72	Schizophrenia
P73	Affective psychosis (excluding depression)
P80	Personality disorder
P98	Psychosis nos/other
P99	Psychological disorders other
ICD-10	Title
F06	Other mental disorders due to brain damage and dysfunction and to physical disease
F07	Personality and behavioural disorders due to brain disease, damage and dysfunction
F20-F29	Schizophrenia, schizotypal and delusional disorders
F30-F39	Mood [affective] disorders (Excluding depression)
F60-	Specific personality disorders
F61	Mixed and other personality disorders
F62	Enduring personality changes, not attributable to brain damage and disease

F68	Other disorders of adult personality and behaviour
-----	--

READ	Title
	OTH MENTAL DISORDER BRAIN DAMAG/DYSFUNCTION/PHYSICAL DISR
Eu05.00	[X]OTH MENTAL DISORDER BRAIN DAMAG/DYSFUNCTION/PHYSICAL DISR
Eu05000	[X]ORGANIC HALLUCINOSIS
Eu05100	[X]ORGANIC CATATONIC DISORDER
Eu05200	[X]ORGANIC DELUSIONAL [SCHIZOPHRENIA-LIKE] DISORDER
Eu05211	[X]PARANOID ORGANIC STATE
Eu05212	[X]SCHIZOPHRENIA-LIKE PSYCHOSIS IN EPILEPSY
Eu05300	[X]ORGANIC MOOD [AFFECTIVE] DISORDERS
Eu05400	[X]ORGANIC ANXIETY DISORDER
Eu05500	[X]ORGANIC DISSOCIATIVE DISORDER
Eu05600	[X]ORGANIC EMOTIONALLY LABILE [ASTHENIC] DISORDER
Eu05700	[X]MILD COGNITIVE DISORDER
Eu05y00	[X]OTH SP MENTAL DISORD BRAIN DAMAG/DYSFUNCTION/PHYSICAL DISD
Eu05y11	[X]EPILEPTIC PSYCHOSIS NOS
Eu05z00	[X]UNSPEC MENTAL DISORDER BRAIN DAMAG/DYSFUNCTION/PHYSICAL DR
Eu05z11	[X]ORGANIC BRAIN SYNDROME NOS
Eu05z12	[X]ORGANIC MENTAL DISORDER NOS
Eu06.00	[X]PERSONALITY AND BEHAV DISORDER BRAIN DIS DAM AND DYSFUNCT
Eu06000	[X]ORGANIC PERSONALITY DISORDER
Eu06011	[X]ORGANIC PSEUDOPSYCHOPATHIC PERSONALITY
Eu06012	[X]FRONTAL LOBE SYNDROME
Eu06013	[X]LIMBIC EPILEPSY PERSONALITY
Eu06014	[X]LOBOTOMY SYNDROME
Eu06015	[X]POSTLEUCOTOMY SYNDROME
Eu06100	[X]POSTENCEPHALITIC SYNDROME
Eu06200	[X]POSTCONCUSSIONAL SYNDROME
Eu06211	[X]POSTCONTUSIONAL SYNDROME
Eu06212	[X]POST-TRAUMATIC BRAIN SYNDROME
Eu06y00	[X]OTH ORGAN PERSONALITY BEHAV DISORDERS BRAIN DIS DAM DYSF
Eu06y11	[X]RIGHT HEMISPHERIC ORGANIC AFFECTIVE DISORDER
Eu06z00	[X]UNSPEC ORGAN PERSONALITY BEHAV DISORDER BRAIN DAM DYSFUNC
Eu06z11	[X]ORGANIC PSYCHOSYNDROME
Eu0z.00	[X]UNSPECIFIED ORGANIC OR SYMPTOMATIC MENTAL DISORDER
Eu0z.11	[X]ORGANIC PSYCHOSIS NOS
Eu0z.12	[X]SYMPTOMATIC PSYCHOSIS NOS
	NONPSYCHOTIC MENTAL DISORDERS FOLLOWING ORGANIC BRAIN DAMAGE
E2A..00	NONPSYCHOTIC MENTAL DISORDERS FOLLOWING ORGANIC BRAIN DAMAGE
E2A0.00	FRONTAL LOBE SYNDROME
E2A0.11	LOBOTOMY SYNDROME
E2A0.12	POSTLEUCOTOMY SYNDROME
E2A1.00	ORGANIC PERSONALITY SYNDROME
E2A1000	MILD MEMORY DISTURBANCE
E2A1100	ORGANIC MEMORY IMPAIRMENT
E2A1200	CHANGE IN PERSONALITY
E2A1z00	ORGANIC PERSONALITY SYNDROME NOS
E2A2.00	POST-CONCUSSION SYNDROME
E2A2.11	POST-TRAUMATIC BRAIN SYNDROME
E2A2.12	POST-HEAD INJURY SYNDROME
E2A3.00	POST-ENCEPHALITIC SYNDROME
E2A3.11	POST-ENCEPHALITIS SYNDROME
E2Ay.00	OTHER SPECIFIC MENTAL DISORDER POST-ORGANIC BRAIN DAMAGE

E2Az.00	NONPSYCHOTIC MENTAL DISORDER POST-ORGANIC BRAIN DAMAGE NOS
---------	--

	SCHIZOPHRENIC DISORDERS
E1...00	NON-ORGANIC PSYCHOSES
E10..00	SCHIZOPHRENIC DISORDERS
E100.00	SIMPLE SCHIZOPHRENIA
E100.11	SCHIZOPHRENIA SIMPLEX
E100000	UNSPECIFIED SCHIZOPHRENIA
E100100	SUBCHRONIC SCHIZOPHRENIA
E100200	CHRONIC SCHIZOPHRENIC
E100300	ACUTE EXACERBATION OF SUBCHRONIC SCHIZOPHRENIA
E100400	ACUTE EXACERBATION OF CHRONIC SCHIZOPHRENIA
E100500	SCHIZOPHRENIA IN REMISSION
E100z00	SIMPLE SCHIZOPHRENIA NOS
E101.00	HEBEPHRENIC SCHIZOPHRENIA
E101000	UNSPECIFIED HEBEPHRENIC SCHIZOPHRENIA
E101100	SUBCHRONIC HEBEPHRENIC SCHIZOPHRENIA
E101200	CHRONIC HEBEPHRENIC SCHIZOPHRENIA
E101300	ACUTE EXACERBATION OF SUBCHRONIC HEBEPHRENIC SCHIZOPHRENIA
E101400	ACUTE EXACERBATION OF CHRONIC HEBEPHRENIC SCHIZOPHRENIA
E101500	HEBEPHRENIC SCHIZOPHRENIA IN REMISSION
E101z00	HEBEPHRENIC SCHIZOPHRENIA NOS
E102.00	CATATONIC SCHIZOPHRENIA
E102000	UNSPECIFIED CATATONIC SCHIZOPHRENIA
E102100	SUBCHRONIC CATATONIC SCHIZOPHRENIA
E102200	CHRONIC CATATONIC SCHIZOPHRENIA
E102300	ACUTE EXACERBATION OF SUBCHRONIC CATATONIC SCHIZOPHRENIA
E102400	ACUTE EXACERBATION OF CHRONIC CATATONIC SCHIZOPHRENIA
E102500	CATATONIC SCHIZOPHRENIA IN REMISSION
E102z00	CATATONIC SCHIZOPHRENIA NOS
E103.00	PARANOID SCHIZOPHRENIA
E103000	UNSPECIFIED PARANOID SCHIZOPHRENIA
E103100	SUBCHRONIC PARANOID SCHIZOPHRENIA
E103200	CHRONIC PARANOID SCHIZOPHRENIA
E103300	ACUTE EXACERBATION OF SUBCHRONIC PARANOID SCHIZOPHRENIA
E103400	ACUTE EXACERBATION OF CHRONIC PARANOID SCHIZOPHRENIA
E103500	PARANOID SCHIZOPHRENIA IN REMISSION
E103z00	PARANOID SCHIZOPHRENIA NOS
E104.00	ACUTE SCHIZOPHRENIC EPISODE
E104.11	ONEIROPHRENIA
E105.00	LATENT SCHIZOPHRENIA
E105000	UNSPECIFIED LATENT SCHIZOPHRENIA
E105100	SUBCHRONIC LATENT SCHIZOPHRENIA
E105200	CHRONIC LATENT SCHIZOPHRENIA
E105300	ACUTE EXACERBATION OF SUBCHRONIC LATENT SCHIZOPHRENIA
E105400	ACUTE EXACERBATION OF CHRONIC LATENT SCHIZOPHRENIA
E105500	LATENT SCHIZOPHRENIA IN REMISSION
E105z00	LATENT SCHIZOPHRENIA NOS
E106.00	RESIDUAL SCHIZOPHRENIA
E106.11	RESTZUSTAND - SCHIZOPHRENIA
E107.00	SCHIZO-AFFECTIVE SCHIZOPHRENIA

E107.11	CYCLIC SCHIZOPHRENIA
E107000	UNSPECIFIED SCHIZO-AFFECTIVE SCHIZOPHRENIA
E107100	SUBCHRONIC SCHIZO-AFFECTIVE SCHIZOPHRENIA
E107200	CHRONIC SCHIZO-AFFECTIVE SCHIZOPHRENIA
E107300	ACUTE EXACERBATION SUBCHRONIC SCHIZO-AFFECTIVE SCHIZOPHRENIA
E107400	ACUTE EXACERBATION OF CHRONIC SCHIZO-AFFECTIVE SCHIZOPHRENIA
E107500	SCHIZO-AFFECTIVE SCHIZOPHRENIA IN REMISSION
E107z00	SCHIZO-AFFECTIVE SCHIZOPHRENIA NOS
E10y.00	OTHER SCHIZOPHRENIA
E10y.11	CENESTHOPATHIC SCHIZOPHRENIA
E10y000	ATYPICAL SCHIZOPHRENIA
E10y100	COENESTHOPATHIC SCHIZOPHRENIA
E10yz00	OTHER SCHIZOPHRENIA NOS
E10z.00	SCHIZOPHRENIA NOS

Eu2..00	<input checked="" type="checkbox"/> SCHIZOPHRENIA, SCHIZOTYPAL AND DELUSIONAL DISORDERS
Eu20.00	<input checked="" type="checkbox"/> SCHIZOPHRENIA
Eu20000	<input checked="" type="checkbox"/> PARANOID SCHIZOPHRENIA
Eu20011	<input checked="" type="checkbox"/> PARAPHRENIC SCHIZOPHRENIA
Eu20100	<input checked="" type="checkbox"/> HEBEPHRENIC SCHIZOPHRENIA
Eu20111	<input checked="" type="checkbox"/> DISORGANISED SCHIZOPHRENIA
Eu20200	<input checked="" type="checkbox"/> CATATONIC SCHIZOPHRENIA
Eu20211	<input checked="" type="checkbox"/> CATATONIC STUPOR
Eu20212	<input checked="" type="checkbox"/> SCHIZOPHRENIC CATALEPSY
Eu20213	<input checked="" type="checkbox"/> SCHIZOPHRENIC CATATONIA
Eu20214	<input checked="" type="checkbox"/> SCHIZOPHRENIC FLEXIBILITIS CERA
Eu20300	<input checked="" type="checkbox"/> UNDIFFERENTIATED SCHIZOPHRENIA
Eu20311	<input checked="" type="checkbox"/> ATYPICAL SCHIZOPHRENIA
Eu20400	<input checked="" type="checkbox"/> POST-SCHIZOPHRENIC DEPRESSION
Eu20500	<input checked="" type="checkbox"/> RESIDUAL SCHIZOPHRENIA
Eu20511	<input checked="" type="checkbox"/> CHRONIC UNDIFFERENTIATED SCHIZOPHRENIA
Eu20512	<input checked="" type="checkbox"/> RESTZUSTAND SCHIZOPHRENIC
Eu20600	<input checked="" type="checkbox"/> SIMPLE SCHIZOPHRENIA
Eu20y00	<input checked="" type="checkbox"/> OTHER SCHIZOPHRENIA
Eu20y11	<input checked="" type="checkbox"/> CENESTHOPATHIC SCHIZOPHRENIA
Eu20y12	<input checked="" type="checkbox"/> SCHIZOPHRENIFORM DISORD NOS
Eu20y13	<input checked="" type="checkbox"/> SCHIZOPHRENIFORM PSYCHOS NOS
Eu20z00	<input checked="" type="checkbox"/> SCHIZOPHRENIA, UNSPECIFIED
Eu21.00	<input checked="" type="checkbox"/> SCHIZOTYPAL DISORDER
Eu21.11	<input checked="" type="checkbox"/> LATENT SCHIZOPHRENIC REACTION
Eu21.12	<input checked="" type="checkbox"/> BORDERLINE SCHIZOPHRENIA
Eu21.13	<input checked="" type="checkbox"/> LATENT SCHIZOPHRENIA
Eu21.14	<input checked="" type="checkbox"/> PREPSYCHOTIC SCHIZOPHRENIA
Eu21.15	<input checked="" type="checkbox"/> PRODROMAL SCHIZOPHRENIA
Eu21.16	<input checked="" type="checkbox"/> PSEUDONEUROTIC SCHIZOPHRENIA
Eu21.17	<input checked="" type="checkbox"/> PSEUDOPSYCHOPATHIC SCHIZOPHRENIA
Eu21.18	<input checked="" type="checkbox"/> SCHIZOTYPAL PERSONALITY DISORDER
Eu22.00	<input checked="" type="checkbox"/> PERSISTENT DELUSIONAL DISORDERS
Eu22000	<input checked="" type="checkbox"/> DELUSIONAL DISORDER
Eu22011	<input checked="" type="checkbox"/> PARANOID PSYCHOSIS
Eu22012	<input checked="" type="checkbox"/> PARANOID STATE
Eu22013	<input checked="" type="checkbox"/> PARAPHRENIA - LATE

Eu22014	[X]SENSITIVER BEZIEHUNGSWAHN
Eu22015	[X]PARANOIA
Eu22100	[X]DELUSIONAL MISIDENTIFICATION SYNDROME
Eu22111	[X]CAPGRAS SYNDROME
Eu22200	[X]COTARD SYNDROME
Eu22y00	[X]OTHER PERSISTENT DELUSIONAL DISORDERS
Eu22y11	[X]DELUSIONAL DYSMORPHOPHOBIA
Eu22y12	[X]INVOLUTIONAL PARANOID STATE
Eu22y13	[X]PARANOIA QUERULANS
Eu22z00	[X]PERSISTENT DELUSIONAL DISORDER, UNSPECIFIED
Eu23.00	[X]ACUTE AND TRANSIENT PSYCHOTIC DISORDERS
Eu23000	[X]ACUTE POLYMORPHIC PSYCHOT DISORD WITHOUT SYMP OF SCHIZOPH
Eu23011	[X]BOUFFEE DELIRANTE
Eu23012	[X]CYCLOID PSYCHOSIS
Eu23100	[X]ACUTE POLYMORPHIC PSYCHOT DISORD WITH SYMP OF SCHIZOPHREN
Eu23111	[X]BOUFFEE DELIRANTE WITH SYMPTOMS OF SCHIZOPHRENIA
Eu23112	[X]CYCLOID PSYCHOSIS WITH SYMPTOMS OF SCHIZOPHRENIA
Eu23200	[X]ACUTE SCHIZOPHRENIA-LIKE PSYCHOTIC DISORDER
Eu23211	[X]BRIEF SCHIZOPHRENIFORM DISORDER
Eu23212	[X]BRIEF SCHIZOPHRENIFRM PSYCH
Eu23213	[X]ONEIROPHRENIA
Eu23214	[X]SCHIZOPHRENIC REACTION
Eu23300	[X]OTHER ACUTE PREDOMINANTLY DELUSIONAL PSYCHOTIC DISORDERS
Eu23312	[X]PSYCHOGENIC PARANOID PSYCHOSIS
Eu23y00	[X]OTHER ACUTE AND TRANSIENT PSYCHOTIC DISORDERS
Eu23z00	[X]ACUTE AND TRANSIENT PSYCHOTIC DISORDER, UNSPECIFIED
Eu23z11	[X]BRIEF REACTIVE PSYCHOSIS NOS
Eu23z12	[X]REACTIVE PSYCHOSIS
Eu24.00	[X]INDUCED DELUSIONAL DISORDER
Eu24.11	[X]FOLIE A DEUX
Eu24.12	[X]INDUCED PARANOID DISORDER
Eu24.13	[X]INDUCED PSYCHOTIC DISORDER
Eu25.00	[X]SCHIZOAFFECTIVE DISORDERS
Eu25000	[X]SCHIZOAFFECTIVE DISORDER, MANIC TYPE
Eu25011	[X]SCHIZOAFFECTIVE PSYCHOSIS, MANIC TYPE
Eu25012	[X]SCHIZOPHRENIFORM PSYCHOSIS, MANIC TYPE
Eu25200	[X]SCHIZOAFFECTIVE DISORDER, MIXED TYPE
Eu25211	[X]CYCLIC SCHIZOPHRENIA
Eu25212	[X]MIXED SCHIZOPHRENIC AND AFFECTIVE PSYCHOSIS
Eu25y00	[X]OTHER SCHIZOAFFECTIVE DISORDERS
Eu25z00	[X]SCHIZOAFFECTIVE DISORDER, UNSPECIFIED
Eu25z11	[X]SCHIZOAFFECTIVE PSYCHOSIS NOS

	MOOD [AFFECTIVE] DISORDERS (EXCLUDING DEPRESSION)
E11..00	AFFECTIVE PSYCHOSES
E11..11	BIPOLAR PSYCHOSES
E11..13	MANIC PSYCHOSES
E110.00	MANIC DISORDER, SINGLE EPISODE
E110.11	HYPOMANIC PSYCHOSES
E110000	SINGLE MANIC EPISODE, UNSPECIFIED
E110100	SINGLE MANIC EPISODE, MILD
E110200	SINGLE MANIC EPISODE, MODERATE

E110300	SINGLE MANIC EPISODE, SEVERE WITHOUT MENTION OF PSYCHOSIS
E110400	SINGLE MANIC EPISODE, SEVERE, WITH PSYCHOSIS
E110500	SINGLE MANIC EPISODE IN PARTIAL OR UNSPECIFIED REMISSION
E110600	SINGLE MANIC EPISODE IN FULL REMISSION
E110z00	MANIC DISORDER, SINGLE EPISODE NOS
E111.00	RECURRENT MANIC EPISODES
E111000	RECURRENT MANIC EPISODES, UNSPECIFIED
E111100	RECURRENT MANIC EPISODES, MILD
E111200	RECURRENT MANIC EPISODES, MODERATE
E111300	RECURRENT MANIC EPISODES, SEVERE WITHOUT MENTION PSYCHOSIS
E111400	RECURRENT MANIC EPISODES, SEVERE, WITH PSYCHOSIS
E111500	RECURRENT MANIC EPISODES, PARTIAL OR UNSPECIFIED REMISSION
E111600	RECURRENT MANIC EPISODES, IN FULL REMISSION
E111z00	RECURRENT MANIC EPISODE NOS
E114.00	BIPOLAR AFFECTIVE DISORDER, CURRENTLY MANIC
E114.11	MANIC-DEPRESSIVE - NOW MANIC
E114000	BIPOLAR AFFECTIVE DISORDER, CURRENTLY MANIC, UNSPECIFIED
E114100	BIPOLAR AFFECTIVE DISORDER, CURRENTLY MANIC, MILD
E114200	BIPOLAR AFFECTIVE DISORDER, CURRENTLY MANIC, MODERATE
E114300	BIPOLAR AFFECT DISORD, CURRENTLY MANIC, SEVERE, NO PSYCHOSIS
E114400	BIPOLAR AFFECT DISORD, CURRENTLY MANIC,SEVERE WITH PSYCHOSIS
E114500	BIPOLAR AFFECT DISORD,CURRENTLY MANIC, PART/UNSPEC REMISSION
E114600	BIPOLAR AFFECTIVE DISORDER, CURRENTLY MANIC, FULL REMISSION
E114z00	BIPOLAR AFFECTIVE DISORDER, CURRENTLY MANIC, NOS
E116.00	MIXED BIPOLAR AFFECTIVE DISORDER
E116000	MIXED BIPOLAR AFFECTIVE DISORDER, UNSPECIFIED
E116100	MIXED BIPOLAR AFFECTIVE DISORDER, MILD
E116200	MIXED BIPOLAR AFFECTIVE DISORDER, MODERATE
E116300	MIXED BIPOLAR AFFECTIVE DISORDER, SEVERE, WITHOUT PSYCHOSIS
E116400	MIXED BIPOLAR AFFECTIVE DISORDER, SEVERE, WITH PSYCHOSIS
E116500	MIXED BIPOLAR AFFECTIVE DISORDER, PARTIAL/UNSPEC REMISSION
E116600	MIXED BIPOLAR AFFECTIVE DISORDER, IN FULL REMISSION
E116z00	MIXED BIPOLAR AFFECTIVE DISORDER, NOS
E117.00	UNSPECIFIED BIPOLAR AFFECTIVE DISORDER
E117000	UNSPECIFIED BIPOLAR AFFECTIVE DISORDER, UNSPECIFIED
E117100	UNSPECIFIED BIPOLAR AFFECTIVE DISORDER, MILD
E117200	UNSPECIFIED BIPOLAR AFFECTIVE DISORDER, MODERATE
E117300	UNSPECIFIED BIPOLAR AFFECTIVE DISORDER, SEVERE, NO PSYCHOSIS
E117400	UNSPECIFIED BIPOLAR AFFECTIVE DISORDER,SEVERE WITH PSYCHOSIS
E117500	UNSPECIFIED BIPOLAR AFFECT DISORD, PARTIAL/UNSPEC REMISSION
E117600	UNSPECIFIED BIPOLAR AFFECTIVE DISORDER, IN FULL REMISSION
E117z00	UNSPECIFIED BIPOLAR AFFECTIVE DISORDER, NOS
E118.00	SEASONAL AFFECTIVE DISORDER
E11y.00	OTHER AND UNSPECIFIED MANIC-DEPRESSIVE PSYCHOSES
E11y000	UNSPECIFIED MANIC-DEPRESSIVE PSYCHOSES
E11y100	ATYPICAL MANIC DISORDER
E11y300	OTHER MIXED MANIC-DEPRESSIVE PSYCHOSES
E11yz00	OTHER AND UNSPECIFIED MANIC-DEPRESSIVE PSYCHOSES NOS
E11z.00	OTHER AND UNSPECIFIED AFFECTIVE PSYCHOSES
E11z000	UNSPECIFIED AFFECTIVE PSYCHOSES NOS
E11z100	REBOUND MOOD SWINGS

E11zz00	OTHER AFFECTIVE PSYCHOSIS NOS
E12..00	PARANOID STATES
E120.00	SIMPLE PARANOID STATE
E121.00	CHRONIC PARANOID PSYCHOSIS
E121.11	SANDER'S DISEASE
E122.00	PARAPHRENIA
E123.00	SHARED PARANOID DISORDER
E123.11	FOLIE A DEUX
E12y.00	OTHER PARANOID STATES
E12y000	PARANOIA QUERULANS
E12yz00	OTHER PARANOID STATES NOS
E12z.00	PARANOID PSYCHOSIS NOS
E1y..00	OTHER SPECIFIED NON-ORGANIC PSYCHOSES
E1z..00	NON-ORGANIC PSYCHOSIS NOS
Eu3..00	[X]MOOD - AFFECTIVE DISORDERS
Eu30.00	[X]MANIC EPISODE
Eu30.11	[X]BIPOLAR DISORDER, SINGLE MANIC EPISODE
Eu30000	[X]HYPOMANIA
Eu30100	[X]MANIA WITHOUT PSYCHOTIC SYMPTOMS
Eu30200	[X]MANIA WITH PSYCHOTIC SYMPTOMS
Eu30211	[X]MANIA WITH MOOD-CONGRUENT PSYCHOTIC SYMPTOMS
Eu30212	[X]MANIA WITH MOOD-INCONGRUENT PSYCHOTIC SYMPTOMS
Eu30213	[X]MANIC STUPOR
Eu30y00	[X]OTHER MANIC EPISODES
Eu30z00	[X]MANIC EPISODE, UNSPECIFIED
Eu30z11	[X]MANIA NOS
Eu31.00	[X]BIPOLAR AFFECTIVE DISORDER
Eu31.11	[X]MANIC-DEPRESSIVE ILLNESS
Eu31.12	[X]MANIC-DEPRESSIVE PSYCHOSIS
Eu31.13	[X]MANIC-DEPRESSIVE REACTION
Eu31000	[X]BIPOLAR AFFECTIVE DISORDER, CURRENT EPISODE HYPOMANIC
Eu31100	[X]BIPOLAR AFFECT DISORDER CUR EPI MANIC WOUT PSYCHOTIC SYMP
Eu31200	[X]BIPOLAR AFFECT DISORDER CUR EPI MANIC WITH PSYCHOTIC SYMP
Eu31600	[X]BIPOLAR AFFECTIVE DISORDER, CURRENT EPISODE MIXED
Eu31700	[X]BIPOLAR AFFECTIVE DISORDER, CURRENTLY IN REMISSION
Eu31y00	[X]OTHER BIPOLAR AFFECTIVE DISORDERS
Eu31y11	[X]BIPOLAR II DISORDER
Eu31y12	[X]RECURRENT MANIC EPISODES
Eu31z00	[X]BIPOLAR AFFECTIVE DISORDER, UNSPECIFIED
Eu34y00	[X]OTHER PERSISTENT MOOD AFFECTIVE DISORDERS
Eu34z00	[X]PERSISTENT MOOD AFFECTIVE DISORDER, UNSPECIFIED
Eu3y.00	[X]OTHER MOOD AFFECTIVE DISORDERS
Eu3y000	[X]OTHER SINGLE MOOD AFFECTIVE DISORDERS
Eu3y011	[X]MIXED AFFECTIVE EPISODE
Eu3y100	[X]OTHER RECURRENT MOOD AFFECTIVE DISORDERS
Eu3yy00	[X]OTHER SPECIFIED MOOD AFFECTIVE DISORDERS
Eu3z.00	[X]UNSPECIFIED MOOD AFFECTIVE DISORDER
Eu3z.11	[X]AFFECTIVE PSYCHOSIS NOS
ZV11111	[V]PERSONAL HISTORY OF MANIC-DEPRESSIVE PSYCHOSIS
ZV11112	[V]PERSONAL HISTORY OF MANIC-DEPRESSIVE PSYCHOSIS

	PERSONALITY DISORDERS
E21..00	PERSONALITY DISORDERS
E21..11	NEUROTIC PERSONALITY DISORDER
E210.00	PARANOID PERSONALITY DISORDER
E210.11	FANATIC PERSONALITY
E211.00	AFFECTIVE PERSONALITY DISORDER
E211000	UNSPECIFIED AFFECTIVE PERSONALITY DISORDER
E211100	HYPOMANIC PERSONALITY DISORDER
E211300	CYCLOTHYMIC PERSONALITY DISORDER
E211z00	AFFECTIVE PERSONALITY DISORDER NOS
E212.00	SCHIZOID PERSONALITY DISORDER
E212000	UNSPECIFIED SCHIZOID PERSONALITY DISORDER
E212100	INTROVERTED PERSONALITY
E212200	SCHIZOTYPAL PERSONALITY
E212z00	SCHIZOID PERSONALITY DISORDER NOS
E213.00	EXPLOSIVE PERSONALITY DISORDER
E213.11	AGGRESSIVE PERSONALITY
E213.12	QUARRELSOME PERSONALITY
E215.00	HISTRIONIC PERSONALITY DISORDERS
E215.11	HYSTERICAL PERSONALITY DISORDERS
E215000	UNSPECIFIED HISTRIONIC PERSONALITY DISORDER
E215100	MUNCHAUSEN'S SYNDROME
E215200	EMOTIONALLY UNSTABLE PERSONALITY
E215300	PSYCHOINFANTILE PERSONALITY
E215z00	HISTRIONIC PERSONALITY DISORDER NOS
E216.00	INADEQUATE PERSONALITY DISORDER
E216.11	ASTHENIC PERSONALITY
E216.12	DEPENDENT PERSONALITY
E216.13	LABILE PERSONALITY
E217.00	ANTISOCIAL OR SOCIOPATHIC PERSONALITY DISORDER
E217.11	AMORAL PERSONALITY
E21y.00	OTHER PERSONALITY DISORDERS
E21y000	NARCISSISTIC PERSONALITY DISORDER
E21y100	AVOIDANT PERSONALITY DISORDER
E21y200	BORDERLINE PERSONALITY DISORDER
E21y300	PASSIVE-AGGRESSIVE PERSONALITY DISORDER
E21y400	ECCENTRIC PERSONALITY DISORDER
E21y500	IMMATURE PERSONALITY DISORDER
E21y600	MASOCHISTIC PERSONALITY DISORDER
E21y700	PSYCHONEUROTIC PERSONALITY DISORDER
E21yz00	OTHER PERSONALITY DISORDER NOS
E21yz11	MANIPULATIVE PERSONALITY
E21z.00	PERSONALITY DISORDER NOS
E21z.11	PSYCHOPATHIC PERSONALITY
Eu6..00	[X]DISORDERS OF ADULT PERSONALITY AND BEHAVIOUR
Eu60.00	[X]SPECIFIC PERSONALITY DISORDERS
Eu60000	[X]PARANOID PERSONALITY DISORDER
Eu60011	[X]EXPANSIVE PARANOID PERSONALITY DISORDER
Eu60012	[X]FANATIC PARANOID PERSONALITY DISORDER
Eu60013	[X]QUERULANT PERSONALITY DISORDER
Eu60014	[X]SENSITIVE PARANOID PERSONALITY DISORDER
Eu60100	[X]SCHIZOID PERSONALITY DISORDER

Eu60200	[X]DISSOCIAL PERSONALITY DISORDER
Eu60211	[X]AMORAL PERSONALITY DISORDER
Eu60212	[X]ANTISOCIAL PERSONALITY DISORDER
Eu60213	[X]ASOCIAL PERSONALITY DISORDER
Eu60214	[X]PSYCHOPATHIC PERSONALITY DISORDER
Eu60215	[X]SOCIOPATHIC PERSONALITY DISORDER
Eu60300	[X]EMOTIONALLY UNSTABLE PERSONALITY DISORDER
Eu60311	[X]AGGRESSIVE PERSONALITY DISORDER
Eu60312	[X]BORDERLINE PERSONALITY DISORDER
Eu60313	[X]EXPLOSIVE PERSONALITY DISORDER
Eu60400	[X]HISTRIONIC PERSONALITY DISORDER
Eu60411	[X]HYSTERICAL PERSONALITY DISORDER
Eu60412	[X]PSYCHOINFANTILE PERSONALITY DISORDER
Eu60700	[X]DEPENDENT PERSONALITY DISORDER
Eu60711	[X]ASTHENIC PERSONALITY DISORDER
Eu60712	[X]INADEQUATE PERSONALITY DISORDER
Eu60713	[X]PASSIVE PERSONALITY DISORDER
Eu60714	[X]SELF DEFEATING PERSONALITY DISORDER
Eu60800	[X]ADDICTIVE PERSONALITY
Eu60y00	[X]OTHER SPECIFIC PERSONALITY DISORDERS
Eu60y11	[X]ECCENTRIC PERSONALITY DISORDER
Eu60y12	[X]HALTLOSE TYPE PERSONALITY DISORDER
Eu60y13	[X]IMMATURE PERSONALITY DISORDER
Eu60y14	[X]NARCISSISTIC PERSONALITY DISORDER
Eu60y15	[X]PASSIVE-AGGRESSIVE PERSONALITY DISORDER
Eu60y16	[X]PSYCHONEUROTIC PERSONALITY DISORDER
Eu60z00	[X]PERSONALITY DISORDER, UNSPECIFIED
Eu60z11	[X]CHARACTER NEUROSIS NOS
Eu60z12	[X]PATHOLOGICAL PERSONALITY NOS
Eu61.00	[X]MIXED AND OTHER PERSONALITY DISORDERS
Eu62.00	[X]ENDURING PERSONALITY CHANGE NOT ATTRIB TO BRAIN DAMAG/DIS
Eu62000	[X]ENDURING PERSONALITY CHANGE AFTER CATASTROPHIC EXPERIENCE
Eu62011	[X]PERSONALITY CHANGE AFTER CONCENTRATION CAMP EXPERIENCES
Eu62012	[X]PERSONALITY CHANGE AFTER DISASTERS
Eu62013	[X]PERSONALITY CHANGE AFT PROLONG CAPTIV+POSSIB/BEING KILLED
Eu62014	[X]PERSONLTY CHANG AFT EXPOS LIFE-THREAT SIT/VICTIM/TERRORSM
Eu62015	[X]PERSONALITY CHANGE AFTER TORTURE
Eu62100	[X]ENDURING PERSONALITY CHANGE AFTER PSYCHIATRIC ILLNESS
Eu62y00	[X]OTHER ENDURING PERSONALITY CHANGES
Eu62y11	[X]CHRONIC PAIN PERSONALITY SYNDROME
Eu62z00	[X]ENDURING PERSONALITY CHANGE, UNSPECIFIED
Eu63.00	[X]HABIT AND IMPULSE DISORDERS
Eu63000	[X]PATHOLOGICAL GAMBLING
Eu63011	[X]COMPULSIVE GAMBLING
Eu63100	[X]PATHOLOGICAL FIRE-SETTING
Eu63200	[X]PATHOLOGICAL STEALING
Eu63300	[X]TRICHOTILLOMANIA
Eu63y00	[X]OTHER HABIT AND IMPULSE DISORDERS
Eu63z00	[X]HABIT AND IMPULSE DISORDER, UNSPECIFIED

Table 52. Dementia/Alzheimer

Value labels: yes or no. Reference category: No

ICPC codes	
P70	Dementia
ICD-10 codes	
F00	Dementia in Alzheimer's disease
F01	Vascular dementia
F02	Dementia in other diseases classified elsewhere
F03	Unspecified dementia
G30	Alzheimer's disease
READ codes	
F110.00	ALZHEIMER'S DISEASE
F110000	ALZHEIMER'S DISEASE WITH EARLY ONSET
F110100	ALZHEIMER'S DISEASE WITH LATE ONSET
E00..00	SENILE AND PRESENILE ORGANIC PSYCHOTIC CONDITIONS
E00..11	SENILE DEMENTIA
E00..12	SENILE/PRESENILE DEMENTIA
E000.00	UNCOMPLICATED SENILE DEMENTIA
E001.00	PRESENILE DEMENTIA
E001000	UNCOMPLICATED PRESENILE DEMENTIA
E001100	PRESENILE DEMENTIA WITH DELIRIUM
E001200	PRESENILE DEMENTIA WITH PARANOIA
E001300	PRESENILE DEMENTIA WITH DEPRESSION
E001z00	PRESENILE DEMENTIA NOS
E002.00	SENILE DEMENTIA WITH DEPRESSIVE OR PARANOID FEATURES
E002000	SENILE DEMENTIA WITH PARANOIA
E002100	SENILE DEMENTIA WITH DEPRESSION
E002z00	SENILE DEMENTIA WITH DEPRESSIVE OR PARANOID FEATURES NOS
E003.00	SENILE DEMENTIA WITH DELIRIUM
E004.00	ARTERIOSCLEROTIC DEMENTIA
E004.11	MULTI INFARCT DEMENTIA
E004000	UNCOMPLICATED ARTERIOSCLEROTIC DEMENTIA
E004100	ARTERIOSCLEROTIC DEMENTIA WITH DELIRIUM
E004200	ARTERIOSCLEROTIC DEMENTIA WITH PARANOIA
E004300	ARTERIOSCLEROTIC DEMENTIA WITH DEPRESSION
E004z00	ARTERIOSCLEROTIC DEMENTIA NOS
E00y.00	OTHER SENILE AND PRESENILE ORGANIC PSYCHOSES
E00y.11	PRESBYOPHRENIC PSYCHOSIS
E00z.00	SENILE OR PRESENILE PSYCHOSES NOS
Eu00.00	[X]DEMENTIA IN ALZHEIMER'S DISEASE
Eu00000	[X]DEMENTIA IN ALZHEIMER'S DISEASE WITH EARLY ONSET
Eu00011	[X]PRESENILE DEMENTIA,ALZHEIMER'S TYPE
Eu00012	[X]PRIMARY DEGEN DEMENTIA, ALZHEIMER'S TYPE, PRESENILE ONSET
Eu00013	[X]ALZHEIMER'S DISEASE TYPE 2
Eu00100	[X]DEMENTIA IN ALZHEIMER'S DISEASE WITH LATE ONSET
Eu00111	[X]ALZHEIMER'S DISEASE TYPE 1
Eu00112	[X]SENILE DEMENTIA,ALZHEIMER'S TYPE
Eu00113	[X]PRIMARY DEGEN DEMENTIA OF ALZHEIMER'S TYPE, SENILE ONSET
Eu00200	[X]DEMENTIA IN ALZHEIMER'S DIS, ATYPICAL OR MIXED TYPE
Eu00z00	[X]DEMENTIA IN ALZHEIMER'S DISEASE, UNSPECIFIED
Eu00z11	[X]ALZHEIMER'S DEMENTIA UNSPEC
Eu01.00	[X]VASCULAR DEMENTIA
Eu01.11	[X]ARTERIOSCLEROTIC DEMENTIA

Eu01000	[X]VASCULAR DEMENTIA OF ACUTE ONSET
Eu01100	[X]MULTI-INFARCT DEMENTIA
Eu01111	[X]PREDOMINANTLY CORTICAL DEMENTIA
Eu01200	[X]SUBCORTICAL VASCULAR DEMENTIA
Eu01300	[X]MIXED CORTICAL AND SUBCORTICAL VASCULAR DEMENTIA
Eu01y00	[X]OTHER VASCULAR DEMENTIA
Eu01z00	[X]VASCULAR DEMENTIA, UNSPECIFIED
Eu02.00	[X]DEMENTIA IN OTHER DISEASES CLASSIFIED ELSEWHERE
Eu02000	[X]DEMENTIA IN PICK'S DISEASE
Eu02100	[X]DEMENTIA IN CREUTZFELDT-JAKOB DISEASE
Eu02200	[X]DEMENTIA IN HUNTINGTON'S DISEASE
Eu02300	[X]DEMENTIA IN PARKINSON'S DISEASE
Eu02400	[X]DEMENTIA IN HUMAN IMMUNODEF VIRUS [HIV] DISEASE
Eu02500	[X]LEWY BODY DEMENTIA
Eu02y00	[X]DEMENTIA IN OTHER SPECIFIED DISEASES CLASSIF ELSEWHERE
Eu02z00	[X] UNSPECIFIED DEMENTIA
Eu02z11	[X] PRESENILE DEMENTIA NOS
Eu02z12	[X] PRESENILE PSYCHOSIS NOS
Eu02z13	[X] PRIMARY DEGENERATIVE DEMENTIA NOS
Eu02z14	[X] SENILE DEMENTIA NOS
Eu02z15	[X] SENILE PSYCHOSIS NOS
Eu02z16	[X] SENILE DEMENTIA, DEPRESSED OR PARANOID TYPE

References used in the elaboration of tables:

Codes for drugs: ATC/DDD Index 2011. WHO Collaborating Centre for Drug Statistics Methodology Norwegian Institute of Public Health. Available at: http://www.whocc.no/atc_ddd_index/ (Date last visit January 17,2011)

Codes for diseases:

International Classification of Diseases (ICD-10) online. WHO. Available at: <http://apps.who.int/classifications/apps/icd/icd10online/> (Date last visit January 17, 2011)

ICPC – 2 International Classification for Primary Care Online. WONCA International Classification Comittee. Available at: <http://www.globalfamilydoctor.com/wicc/sensi.html> (Date last visit January 16, 2011)

10. APPENDIX (Amendments)

10.1 Appendix 1

Protocol: PROTECT_WP2 Final Protocol Benzo HIP fracture_Nov14 2011.doc

Amendment number: N° 1

Amendment date: 6 Jan 2012

Protocol Owners: Francisco de Abajo. Universidad de Alcalá, Madrid, Spain. Agencia Espanola de Medicamentos y Productos Sanitarios, Madrid, Spain (AEMPS)

Reviewers:

Luis Alberto García Rodríguez ³	Protocol Backup
Ulrik Hesse ⁴	Protocol Reviewer
Andrew Bate ⁵	Protocol Reviewer
Saga Johanson ⁶	Protocol Reviewer
Frank de Vries ⁷	Protocol Reviewer

³ Fundación Centro Español de Investigación Farmacoepidemiológica, Madrid, Spain (CEIFE)

⁴ Lægemiddelstyrelsen (Danish Medicines Agency), Copenhagen, Denmark (DKMA)

⁵ Pfizer Ltd, New York, USA (Pfizer)

⁶ AstraZeneca AB, Molndal, Sweden (AZ)

⁷ Universiteit Utrecht, Utrecht, The Netherlands (UU)

1. Reason(s) for Amendment:

This protocol amendment serves to the following purposes:

- a) Clarifications of the exposure classification for the cohort analysis
- b) Measure of potential confounders at baseline

2. Protocol Section(s) Amended

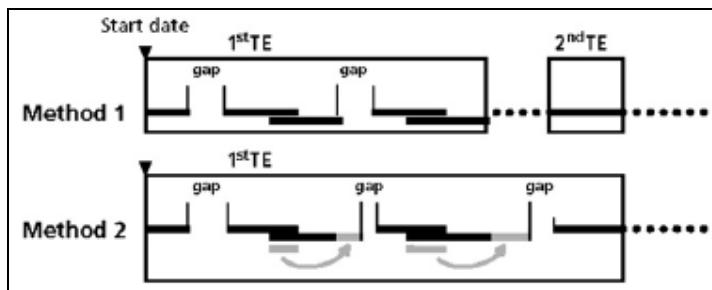
Change from:

5.2.3 Exposure definition

The expected duration of each prescription of benzodiazepines will be estimated based on the prescribed amount and the prescribed daily dose for Dutch, Spanish, German and UK data.

Treatment episodes will be defined as a series of subsequent prescriptions for benzodiazepine, independent of switching, type and dose change and should be constructed according to the method of Gardarsdottir et al, (16) i.e., in case a subsequent benzodiazepine prescription with the same drug is collected before the theoretical end date of a previous benzodiazepine prescription, the number of overlapping days is added to the theoretical end date of the subsequent benzodiazepine prescription (see Figure 3, Method 2). If the subsequent prescription within the same treatment episode included another benzodiazepine, the patient is considered to have switched therapy and the remaining tablet days from the prior prescription are disregarded (see below, Method 1).

Figure 3. Constructing drug treatment episodes based on estimated duration of a dispensed prescription and gaps of a defined length



TE: treatment episode

A new treatment episode will be considered when an interval of 90 days or more occurs between the theoretical end date of a prescription and the dispensing date of the next prescription for the same patient.

In case of missing data on the duration of use, information of the dosing scheme and/or number of prescribed units from the most recent previous prescription (with available data) of the patient will be used to calculate the estimated prescription length. In case this is not possible, the population-mode duration of use [specific for the type (ATC code) of the benzodiazepines] will be imputed. An overview of all prescriptions with imputed population modes of duration [stratified according to age (20-year categories) and sex] will be reported.

The total exposure time of patients will be divided into periods of current, recent and past use:

- **Current use:** a new period of current use will start when a new benzodiazepine is prescribed and lasts until 30 days after the estimated end date of the supply.
- **Recent use:** period between 1 to 60 days after current use.
- **Past use:** period after the recent use until the patient becomes a new user or the end of follow-up.

Current use of benzodiazepines will be stratified according to the following factors:

- **Indication** will be categorized as follows: a) Anxiety disorders (alone or with any other indication but without depression), b) Sleep disorders (alone or with any other indication but neither anxiety nor depression), c) Depression (with any, or both, of the following: anxiety and sleep disorders, d) Depression (alone or with other indication under "Other"), e) Other and f) Unknown ([Annex II, Table 5](#)). These categories might be later summarized for their inclusion in the designs as follows: a) Anxiety (alone or with any other indication but without depression), b) Sleep disorders (alone with any other indication but neither anxiety nor depression), c) Depression (alone or with any other), d) Other and e) Unknown.
- **Half life:** Short half-life <8h, intermediate half-life 8-24h, and long half-life >24h (5, 6) ([Annex I, Table 2](#)).
- **Dose:** Total daily amount of drug/ Defined Daily Dose (DDD) = number of DDDs per day. For example, assuming that the DDD of diazepam is 10 mg, a prescription for 30 tablets of diazepam 5 mg for a period of 30 days, would result in a dose of 5 mg/day, so $5/10 = 0.5$ DDD or <1 DDD unit per day. Current users will be classified as to whether they were receiving less than 1 DDD (low dose), 1 DDD (medium dose) or more than 1 DDD (high dose) per day.
- **Duration:** Among current users the duration of drug use will be calculated, by summing the periods of consecutive prescriptions of benzodiazepines. Four categories will be considered: 0-30 days, 31-180 days, 181-365 days and >365 days. Exposure will be considered to be continuous in case of a gap between consecutive prescriptions of 90 days or less.

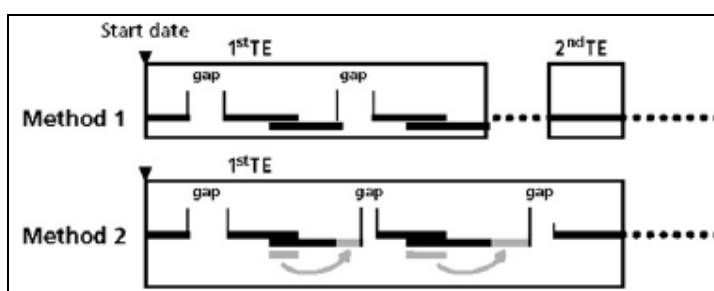
Change to:

5.2.3 Exposure definition

The expected duration of each prescription of benzodiazepines will be estimated based on the prescribed amount and the prescribed daily dose for Dutch, Spanish, German and UK data.

Treatment episodes will be defined as a series of subsequent prescriptions for benzodiazepine, independent of switching, type and dose change and should be constructed according to the method of Gardarsdottir et al, (16) i.e., in case a subsequent benzodiazepine prescription with the same drug is collected before the theoretical end date of a previous benzodiazepine prescription, the number of overlapping days is added to the theoretical end date of the subsequent benzodiazepine prescription (see Figure 3, Method 2). If the subsequent prescription within the same treatment episode included another benzodiazepine *within the same ATC subgroup* (see below under “Number of ATC subgroups use and number of active pharmaceutical ingredients” and Annex 1, Table 2), the patient is considered to have switched therapy and the remaining tablet days from the prior prescription are disregarded (see below, Method 1).

Figure 3. Constructing drug treatment episodes based on estimated duration of a dispensed prescription and gaps of a defined length



TE: treatment episode

~~A new treatment episode will be considered when an interval of 90 days or more occurs between the theoretical end date of a prescription and the dispensing date of the next prescription for the same patient.~~

In case of missing data on the duration of use, information of the dosing scheme and/or number of prescribed units from the most recent previous prescription (with available data) of the patient will be used to calculate the estimated prescription length. In case this is not possible, the population-mode duration of use [specific for the type (ATC code) of the benzodiazepines] will be imputed. An overview of all prescriptions with imputed population modes of duration [stratified according to age (20-year categories) and sex] will be reported.

The total exposure time of patients will be divided into periods of current, recent and past use:

- **Current use:** a new period of current use will start when a new benzodiazepine is prescribed and lasts until 30 days after the estimated end date of the supply.
- **Recent use:** period between 1 to 60 days after current use.
- **Past use:** period after the recent use until the patient becomes a new user or the end of follow-up.

Current use of benzodiazepines will be stratified according to the following factors:

- **Indication** will be categorized as follows: a) Anxiety disorders (alone or with any other indication but without depression), b) Sleep disorders (alone or with any other indication but neither anxiety

nor depression), c) Depression (with any, or both, of the following: anxiety and sleep disorders, d) Depression (alone or with other indication under “Other”), e) Other and f) Unknown ([Annex II, Table 5](#)). These categories might be later summarized for their inclusion in the designs as follows: a) Anxiety (alone or with any other indication but without depression), b) Sleep disorders (alone with any other indication but neither anxiety nor depression), c) Depression (alone or with any other), d) Other and e) Unknown..

- **Duration:** Among current users the duration of drug use will be calculated, by summing the periods of consecutive prescriptions of benzodiazepines. Four categories will be considered: 0-30 days, 31-180 days, 181-365 days and >365 days. Exposure will be considered to be continuous in case of a gap between consecutive prescriptions of 90 days or less.

- **Number of ATC subgroups use:**

The following ATC subgroup will be considered:

-N05B: Anxiolytics

N05BA: Benzodiazepines

-N05C: Hypnotics and sedatives

N05CD: Hypnotics and sedatives - Benzodiazepines

N05CF: Hypnotics and sedatives- Benzodiazepines related drugs

N05CM02: Hypnotics and Sedatives – Others (Clomethiazole)

According to those subgroups, current use of benzodiazepines will be classified as follows:

Multiple users: use of drugs pertaining to different ATC subgroups (N05B and N05C)

Switchers: use of different active ingredients pertaining to the same ATC subgroup (N05B or N05C)

Single users: use of only one active pharmaceutical ingredient.

Current switcher and current single use will be stratified according to:

- **ATC subgroup:**

-N05B: Anxiolytics

-N05C: Hypnotics and sedatives

Current single use will be stratified according to the following:

- **ATCs included in each of the subgroups**

N05BA: Anxiolytics: Benzodiazepine derivatives –

N05CD: Hypnotics and sedatives – Benzodiazepines

N05CF: Hypnotics and sedatives- Benzodiazepines related drugs

N05CM02: Hypnotics and Sedatives – Others (Clomethiazole)

- **Half life:** Short half-life <8h, intermediate half-life 8-24h, and long half-life >24h (5, 6) (Annex I, Table 2).

- **Dose:** Total daily amount of drug/ Defined Daily Dose (DDD) = number of DDDs per day. For example, assuming that the DDD of diazepam is 10 mg, a prescription for 30 tablets of diazepam 5 mg for a period of 30 days, would result in a dose of 5 mg/day, so 5/10 = 0.5 DDD or <1 DDD unit per day. Current users will be classified as to whether they were receiving less than 1 DDD (low dose), 1 DDD (medium dose) or more than 1 DDD (high dose) per day.

- ~~**Duration:** Among current users the duration of drug use will be calculated, by summing the periods of consecutive prescriptions of benzodiazepines. Four categories will be considered: 0-30 days, 31-180 days, 181-365 days and >365 days. Exposure will be considered to be continuous in case of a gap between consecutive prescriptions of 90 days or less.~~

2) Measure of potential confounders at baseline

Change from:

5.2.4 Potential confounders

Potential confounders will be measured in a time varying analysis as follows:

- All variables will be measured at baseline (in the 6 months prior to inclusion of the patient in the cohort), and
- Comorbidity and comedication variables will be measured/updated every 6 months

Change to:

5.2.4 Potential confounders

Potential confounders will be measured in a time varying analysis as follows:

- All variables will be measured at baseline (~~in the 6 months prior~~ **comorbidity will be measure any time before and comedication will be measure 6 months before** to inclusion of the patient in the cohort), and
- Comorbidity and comedication variables will be measured/updated every 6 months.