



## Post Authorization Safety Study (PASS) Information

<b>Acronym/Title</b>	Real-world evidence for non-valvular atrial fibrillation patients treated with oral anticoagulation in the Nordics (REATTAIN)
<b>Protocol version and date</b>	v2.2, 11.2020
<b>IMPACT study number</b>	20030
<b>Study type / Study phase</b>	Observational Post marketing surveillance, Phase IV (Post-Market Clinical Follow-Up study) <input checked="" type="checkbox"/> PASS    Joint PASS: <input type="checkbox"/> YES <input checked="" type="checkbox"/> NO
<b>EU PAS register number</b>	EUPAS33167
<b>Active substance</b>	Direct thrombin inhibitor, B01AE07 dabigatran etexilate Direct factor Xa inhibitor, B01AF01 rivaroxaban Direct factor Xa inhibitor, B01AF02 apixaban
<b>Medicinal product</b>	See above
<b>Product reference</b>	N/A
<b>Procedure number</b>	N/A
<b>Comparator / Reference therapy</b>	Vitamin K antagonist, B01AA03 warfarin
<b>Study Initiator and Funder</b>	Bayer AG 13353 Berlin, Germany
<b>Research question and objectives</b>	
<b>Country(-ies) of study</b>	Denmark, Norway, Finland, Sweden
<b>Author</b>	PPD [redacted] PPD [redacted] PPD [redacted] PPD [redacted]

Reference Number: RD-SOP-1214  
Supplement Version: 7



### Marketing authorization holder

<b>Marketing authorization holder(s)</b>	Bayer AG
<b>MAH contact person</b>	PPD [REDACTED] PPD [REDACTED]

The study will be conducted in compliance with the protocol and any applicable regulatory requirements.

Throughout this document, symbols indicating proprietary names (®, TM) may not be displayed. Hence, the appearance of product names without these symbols does not imply that these names are not protected.



## 1. Table of contents

<b>1. Table of contents</b> .....	<b>3</b>
<b>2. List of abbreviations</b> .....	<b>5</b>
<b>3. Responsible parties</b> .....	<b>6</b>
3.1 Study initiator and funder .....	6
3.2 Collaborator(s)/External partner(s)/Committee(s) .....	6
<b>4. Abstract</b> .....	<b>7</b>
<b>5. Amendments</b> .....	<b>10</b>
<b>6. Milestones</b> .....	<b>13</b>
<b>7. Rationale and background</b> .....	<b>14</b>
<b>8. Research questions and objectives</b> .....	<b>14</b>
8.1 Primary objective .....	14
8.2 Further objectives.....	14
<b>9. Research methods</b> .....	<b>17</b>
9.1 Study design.....	17
9.2 Setting .....	17
9.2.1 Study population .....	17
9.2.2 Study time frame.....	17
9.2.3 Inclusion criteria.....	17
9.2.4 Exclusion criteria.....	17
9.3 Variables.....	18
9.3.1 Exposure definition .....	18
9.3.2 Outcomes definition .....	18
9.3.3 Covariate definition.....	19
9.3.4 Subgroups.....	20
9.4 Data sources.....	21
9.5 Study size.....	23
9.6 Data management.....	24
9.7 Data analysis.....	25
9.7.1 Descriptive analysis.....	25
9.7.2 Main analysis.....	25
9.7.3 Sensitivity analysis.....	26
9.8 Quality control .....	26
9.9 Limitations of the research methods.....	27
9.9.1 Internal validity of study design .....	27
9.9.2 External validity of study design.....	28
<b>10. Protection of human subjects</b> .....	<b>28</b>
<b>11. Management and reporting of adverse events/adverse reactions</b> .....	<b>28</b>
<b>12. Plans for disseminating and communicating study results</b> .....	<b>28</b>

Reference Number: RD-SOP-1214  
Supplement Version: 7



**13. References.....29**  
**Annex 1: List of stand-alone documents .....31**  
**Annex 2: ENCePP checklist for post-authorization safety study (PASS) protocols..... 32**  
**Annex 3: Signature pages..... 33**



## 2. List of abbreviations

AF	Atrial fibrillation
AKI	Acute kidney injury
ATC	Anatomic Therapeutic Chemical (classification system)
CCI	Charlson Comorbidity Index
CKD	Chronic Kidney Disease
CPR	Central Person Registry
DRG	Diagnosis-related group
EU	European Union
HILMO	Hoitoilmoitusjärjestelmä [Care notification system, Finland]
HR	Hazard ratio
ICD	International Classification of Diseases
ICH	Intracranial haemorrhage
IQR	Interquartile range
IS	Ischemic stroke
ITT	Intention to treat
MAH	Marketing Authorization Holder
NIHSS	National Institutes of Health stroke scale
NOAC	Non vitamin K oral anticoagulants
NVAF	Non-valvular atrial fibrillation
OAC	Oral anticoagulant
OS	Observational study
PAS	Post-authorisation study
PASS	Post-authorization safety studies
QPPV	Qualified Person responsible for Pharmacovigilance
REATTAIN	Real-world Evidence for non-valvular ATrial fibrillation patients Treated with oral Anticoagulation In the Nordics
RW	Real-world
RWE	Real-world evidence
SAP	Statistical analysis plan
SE	Systemic embolism
SQL	Structured Query Language
SSS	Scandinavian stroke scale
THL	Terveyden ja hyvinvoinnin laitos [National Institute for Health and Welfare, Finland]
TIA	Transient ischemic attack
TM	Trademark
VKA	Vitamin K antagonists
VTE	Venous thromboembolism



### 3. Responsible parties

#### 3.1 Study initiator and funder

Role: OS Conduct Responsible

Name: PPD [REDACTED]

E-mail: PPD [REDACTED]

Role: Qualified Person responsible for Pharmacovigilance (QPPV)

Name: PPD [REDACTED]

Role: Outcomes Data Generation

Name: PPD [REDACTED]

Role: OS Safety Lead

Name: PPD [REDACTED]

Role: OS Medical Expert

Name: PPD [REDACTED]

Role: OS Statistician

Name: PPD [REDACTED]

Role: OS Epidemiologist

Name: PPD [REDACTED]

Contact details of the responsible parties at Bayer AG are available upon request.

#### 3.2 Collaborator(s)/External partner(s)/Committee(s)

Contact details on the coordinating and/or principal investigators, co-investigators and steering committee members participating in the study are listed in a stand-alone document (see Table 4, Annex 1) which is available upon request.

Administrative changes of responsible persons and/or the composition of the committees will be documented by updating the respective lists, but do not require formal protocol amendments.



#### 4. Abstract

<b>Acronym/Title</b>	Real-world evidence for non-valvular atrial fibrillation patients treated with oral anticoagulation in the Nordics (REATTAIN)
<b>Protocol version and date</b>	v2.2, 11.2020
<b>IMPACT study number</b>	20030
<b>Study type / Study phase</b>	Observational
<b>Rationale and background</b>	Oral anticoagulant (OAC) treatment with either vitamin K antagonists (VKAs) or non-vitamin K antagonist oral anticoagulants (NOACs) is essential for the prevention of stroke or systemic embolism (SE) in patients with atrial fibrillation. While there are a significant number of real-world evidence (RWE) publications on the use of NOACs for stroke prevention, evidence from routine clinical practice on the use and outcomes of reduced doses of NOACs is scarce. This study aims to assess the effectiveness and safety of these regimens compared to VKA for stroke prevention in patients with nonvalvular atrial fibrillation (NVAF). The study will evaluate patients treated in routine clinical practice across the Nordic countries.
<b>Research question and objectives</b>	<p>Primary objective</p> <ul style="list-style-type: none"> <li>To describe the risk of ischemic stroke (IS)/systemic embolism (SE), and intracranial haemorrhage (ICH) in patients with NVAF initiating treatment with reduced doses of individual NOACs (rivaroxaban, apixaban, dabigatran) compared to VKA (warfarin)</li> </ul> <p>Further objectives</p> <ul style="list-style-type: none"> <li>To describe treatment persistence in patients with NVAF initiating treatment with reduced doses of individual NOACs compared to VKA</li> <li>To describe the risk of acute kidney injury (AKI) and kidney failure in patients with NVAF initiating treatment of reduced doses of individual NOACs compared to VKA</li> <li>To describe the risk of severe IS and fatal bleeding in patients with NVAF initiating treatment with reduced doses of individual NOACs compared to VKA</li> </ul>
<b>Study design</b>	Non-interventional cohort study over a study period of 1 January 2010 to 31 December 2018 (or latest available date in the data). The inclusion period ranges from 1 January 2011 to 31 December 2017. The day of the first qualifying OAC dispensing (index drug) constitutes the index date.



<b>Population</b>	<p>This study's source population include patients in the Nordics (Sweden, Denmark, Finland and Norway) diagnosed with atrial fibrillation (AF) and who have been prescribed a qualifying OAC.</p> <p>Patients must meet the following inclusion criteria to be eligible for the study:</p> <ul style="list-style-type: none"> <li>• A qualifying OAC dispensed during the inclusion period</li> <li>• A primary diagnosis indicative of AF during the baseline period (12 months)</li> </ul> <p>Patients meeting any of the following exclusion criteria will be excluded from the analysis:</p> <ul style="list-style-type: none"> <li>• Age &lt; 18 years at index date</li> <li>• Died on index date</li> <li>• A diagnosis of valvular disease, pregnancy, transient cause of atrial fibrillation or venous thromboembolism in the baseline period or on the index date</li> <li>• Hip or knee replacement surgery in the 60 days prior to or on the index date</li> <li>• A dispensed prescription of heparin or fondaparinux in the 60 days prior to or on the index date</li> <li>• A diagnosis of end-stage kidney disease or renal replacement therapy in the baseline period</li> <li>• More than one dispensed OAC (any dose of rivaroxaban, apixaban, dabigatran, edoxaban, or warfarin) on the index date</li> </ul> <p>A dispensed prescription of an OAC (any dose of rivaroxaban, apixaban, dabigatran, edoxaban, or warfarin) during the baseline period</p>
<b>Variables</b>	<p>As exposure we will assess prescriptions of VKA (warfarin) or NOACs, i.e. rivaroxaban (15 mg once daily), apixaban (2.5 mg twice daily), dabigatran (150 mg twice daily). Outcomes include IS/SE, ICH, severe IS, fatal bleeding, acute kidney injury (AKI), kidney failure and treatment persistence. Covariates will include demographic and clinical characteristics.</p>
<b>Data sources</b>	<p>This study is to be conducted on data from registers in Sweden, Denmark, Finland and Norway. Data will be sourced from national administrative registers, including the national patient registers, the prescriptions registers, which contain prescribed drugs dispensed at pharmacies, and causes of death registers in each country. Another relevant register that will be included is the national quality of care register on stroke in Sweden.</p>
<b>Study size</b>	<p>Based on previous literature, the total number of NVAF patients on reduced doses of NOACs is estimated at approximately 70,000 – 100,000.</p>
<b>Data analysis</b>	<p>Risk of outcomes will be estimated by calculating cause-specific hazard ratios using Cox regression models. Failure curves will be used to depict how risks of events evolve over time, and cause-specific cumulative incidence functions will be used to calculate absolute risks of events, taking into account the competing risk of death. To allow for a comparison across the different treatment regimens, an</p>



Reference Number: RD-SOP-1214  
Supplement Version: 7



	inverse probability of treatment weight-approach will be used to estimate treatment effect in the entire study population.
<b>Milestones</b>	Start of data collection: 31 July 2019 End of data collection: 15 June 2020 Registration in the EU PASS register: 30 June 2019 Final report of study results: 15 March 2021



## 5. Amendments

New version 2.0 (22.09.2020). Amendment includes removal of previous secondary objectives, and subgroups analyses for renal impairment has been defined as an exploratory subgroup analysis (instead of main subgroup analysis). Other minor changes include: Change of Bayer project leader because former leader left the company; Removal of the Danish national quality of care registers on stroke as data source; Adjustments to make text clearer regarding exclusion criteria; Date for the Final Report Milestone has been changed from 15 December 2020 to 15 March 2021.

For clarity, the project current status is in the statistical analysis plan (SAP) development and no analysis have been conducted. The databases have been received by <sup>PPD</sup> [REDACTED], have been cleaned and a feasibility check on whether the number of hospitalization days is a good marker of severe ischemic stroke in order to have an operational definition of severe ischemic stroke for the SAP has been conducted, but no results at formal or informal level have been generated either by <sup>PPD</sup> [REDACTED] or by Bayer (Bayer do not have direct access to the data), and thus none of the changes proposed have been directed by results.

<p>3.Responsible parties</p> <p>Old text: <sup>PPD</sup> [REDACTED]</p> <p>New text: <sup>PPD</sup> [REDACTED]</p>	<p>Bayer project leader has been changed.</p>
<p>6. Milestones</p> <p>Old text: Final report of study results: 15 December 2020</p> <p>New Text: Final report of study results: 15 March 2021</p>	<p>Date for the Final Report Milestone has been changed from 15 December 2020 to 15 March 2021.</p>
<p>8.2 Secondary objectives Old text:</p> <ul style="list-style-type: none"> <li>• To describe the risk of IS/SE and ICH in patients with NVAf initiating treatment with reduced dose of individual NOACs compared to the standard dose in patients with and without renal impairment</li> <li>• To describe the risk of severe IS and fatal bleeding in patients with NVAf initiating treatment with reduced dose of individual NOACs compared to the standard dose in patients with and without renal impairment</li> </ul> <p>New text: Removed</p>	<p>Previous secondary objectives were removed due to the following reasons:</p> <p>i) The baseline characteristics of the patients taking low dose NOACs and those taking standard dose differ, low doses are indicated for patients with renal impairment (rivaroxaban and dabigatran), concomitant use of verapamil, increased risk of bleeding, and are recommended or can be considered based on age (dabigatran). Thus, patients on standard dose would not be a valid comparison group for patients on low dose.</p> <p>ii) The Reattain study planned to classify patients according to renal impairment using the diagnosis by ICD codes. At the time the Reattain study was planned this was the only information available for Bayer and even if it was not highly</p>



	<p>reliable, it was the best available approach. Since then, laboratory values for glomerular filtration rates (GFR) and serum creatinine have become available for Bayer: the ongoing Sierra UK study included GFR values and the recently initiated FOREWARD study in Denmark includes both markers. Thus, given that that ICD diagnosis codes would not allow an optimal classification of patients by renal impairment status, the Secondary objectives have been removed from the study.</p>
<p>9.3.1 Exposure definition</p> <p>Text removed: For the comparison between reduced and standard doses of NOACs (secondary objectives), patients will also be censored if they switch from reduced to standard dose or vice versa</p>	<p>Secondary objective to compare standard and reduced doses have been removed.</p>
<p>9.3.1 Exposure definition</p> <p>Old text: Days of supply for warfarin will be estimated by deriving empirical maintenance doses.</p> <p>New text: Days of supply for warfarin will be estimated by deriving empirical maintenance doses and via a refill interval method</p>	<p>A method for estimating days of supply for warfarin has been added, based on previous research.</p>
<p>9.3.4. Subgroups</p> <p>Old text:</p> <p>The following subgroups of special interest will be defined.</p> <ul style="list-style-type: none"> <li>• Renal impairment (by stages of CKD) (and in combination with advanced age) <ul style="list-style-type: none"> <li>○ Patients with renal impairment will be identified based on diagnosis and procedure codes</li> </ul> </li> <li>• Elderly (80+ years and 85+ years) <ul style="list-style-type: none"> <li>○ Age will be assessed at the index date</li> </ul> </li> </ul>	<p>Subgroup analysis for renal impairment has been changed from the main subgroup analysis to an exploratory subgroup analysis, given it is based on diagnosis codes which underestimate the true prevalence of renal impairment.</p> <p>We consider it is still important to consider this subgroup even when the classification of renal impairment status is sub-optimal using ICD diagnosis codes as explained above (reasoning for modification of point 8.) because i) dose reduction of rivaroxaban is (only) indicated for patients with renal impairment, thus studying the safety and effectiveness in this population is a patient need and it will not be viewed as promotion of off-label use. ii) Even though ICD codes do not allow a proper optimal</p>



<ul style="list-style-type: none"> <li>• Diabetes (and in combination with renal impairment)           <ul style="list-style-type: none"> <li>○ Patients with diabetes will be identified based on diagnosis codes and medication use</li> </ul> </li> <li>• Frail patients           <ul style="list-style-type: none"> <li>○ Frail patients will be identified based on diagnosis and procedure codes</li> </ul> </li> <li>• Prior IS or SE           <ul style="list-style-type: none"> <li>○ Patients with a history of IS/SE will be identified based on diagnoses</li> </ul> </li> <li>• Prior bleeding           <ul style="list-style-type: none"> <li>○ Patients with a history of bleeding will be identified based on diagnosis and procedure codes</li> </ul> </li> </ul> <p>New text:</p> <p>The following subgroups of special interest will be defined.</p> <ul style="list-style-type: none"> <li>• Elderly (80+ years and 85+ years)           <ul style="list-style-type: none"> <li>○ Age will be assessed at the index date</li> </ul> </li> <li>• Diabetes (and in combination with renal impairment)           <ul style="list-style-type: none"> <li>○ Patients with diabetes will be identified based on diagnosis codes and medication use</li> </ul> </li> <li>• Frail patients           <ul style="list-style-type: none"> <li>○ Frail patients will be identified based on diagnosis and procedure codes</li> </ul> </li> <li>• Prior IS or SE           <ul style="list-style-type: none"> <li>○ Patients with a history of IS/SE will be identified based on diagnoses</li> </ul> </li> <li>• Prior bleeding           <ul style="list-style-type: none"> <li>○ Patients with a history of bleeding will be identified based on diagnosis and procedure codes</li> </ul> </li> </ul>	<p>classification, clinical recognition via IDC diagnosis is more likely for patients with more advanced renal disease (high CKD stages), thus we can have some insights of the safety and efficacy for these patients. The limitations of using ICD method will be disclosed and discussed.</p> <p>Further subclassification by stages of CKD or age in combination with renal impairment have been removed to maintain this exploratory subgroup analysis simple instead of adding more complexity due to potential interaction effects.</p>
---	--



<p>The following exploratory subgroup analyses will be conducted:</p> <ul style="list-style-type: none"> <li>• Renal impairment diagnosis <ul style="list-style-type: none"> <li>○ Patients with renal impairment will be identified based on diagnosis and procedure codes</li> </ul> </li> </ul>	
<p>9.4 Data Sources</p> <p>Old text: Quality of care (QoC) registers for stroke</p> <p>New text: Swedish quality of care (QoC) register for stroke</p> <p>Text removed: The Danish Stroke Register (Dansk Apopleksiregister) covers all patients with acute stroke from 2003 treated at a Danish hospital. The register contains data on sociodemographic, clinical, and lifestyle factors with potential prognostic impact. Reporting to the register is mandatory. Information on stroke severity at hospital arrival is registered, as measured by the Scandinavian Stroke Scale (SSS) and the NIHSS.</p>	<p>The Danish QoC register from stroke has been removed from the study due to unavailability. This change was also reflected in the abstract section Data Sources.</p>
<p>9.7.1</p> <p>Old text: Continuous variables will be reported as number of observations, means, medians, standard deviations, interquartile range (IQR), and minimum and maximum values.</p> <p>New text: Continuous variables will be reported as number of observations, means, medians, standard deviations, interquartile range (IQR), and 5th and 95th percentiles.</p>	<p>The minimum and maximum values were removed due to reporting reasoning, per Danish regulations, we should not report individual values (usually minimum and maximum represent individual values). Instead we will report p05 and p95th.</p>

## 6. Milestones

The milestones below are based on a timely review and approval of the project. Administrative changes to milestones due to delays in study preparation, data release and analysis do not require amendments to the protocol. Revised study timelines and milestones which do not constitute a need for a formal protocol amendment are kept as stand-alone document (Table 4, Annex 1) that is available upon request.

Start of data collection: 31 July 2019



End of data collection: 15 June 2020

Registration in the EU PASS register: 30 June 2019

Final report of study results: 15 March 2021

## 7. Rationale and background

Oral anticoagulant (OAC) treatment with either vitamin K antagonists (VKAs) or non-vitamin K antagonist oral anticoagulants (NOACs) is essential for the prevention of stroke or systemic embolism (SE) in patients with atrial fibrillation and one or more risk factors for stroke. The pivotal clinical trials have shown a favourable risk-benefit profile of NOACs, with significant reductions in stroke, intracranial haemorrhage (ICH), and mortality, and with similar major bleeding as for VKA, but increased gastrointestinal bleeding. Subgroups analyses have also demonstrated consistent relative efficacy and safety of NOACs across a wide range of patients.

The past few years have seen a significant number of real-world evidence (RWE) publications on the use of NOACs for stroke prevention. However, evidence from routine clinical practice on the use and outcomes of reduced doses of NOACs is scarce. The use of reduced doses of NOACs has been observed in older-aged patients characterized by frailty and higher disease severity. This clinical practice reflects the need of safer while still effective treatment options in these patient populations. While insufficient for demonstrating causal relationships, RWE studies can provide valuable insights into the effectiveness and safety of anticoagulants in routine clinical practice and help clinicians make well-informed patient-tailored clinical decisions.

In light of limited evidence of the use of the reduced doses of NOACs in routine clinical practice, this study aims to assess the effectiveness and safety of these regimens compared to VKA for stroke prevention in patients with nonvalvular atrial fibrillation (NVAF). The study will evaluate patients treated in routine clinical practice across the Nordic countries (Denmark, Finland, Norway and Sweden). Subgroups of interest include patients with renal impairment and with both renal impairment and diabetes.

## 8. Research questions and objectives

The overall aim of the study is to evaluate the comparative safety and effectiveness of reduced doses of NOACs vs. VKA for stroke prevention in patients with NVAF.

All objectives are summarized in Figure 1.

### 8.1 Primary objective

- To describe the risk of ischemic stroke (IS)/systemic embolism (SE), and intracranial haemorrhage (ICH) in patients with NVAF initiating treatment with reduced doses of individual NOACs (rivaroxaban, apixaban, dabigatran) compared to VKA (warfarin)

### 8.2 Further objectives

Additional objectives are:

- To describe treatment persistence in patients with NVAF initiating treatment with reduced doses of individual NOACs compared to VKA

*Reference Number: RD-SOP-1214*  
*Supplement Version: 7*



- To describe the risk of acute kidney injury (AKI) and kidney failure in patients with NVAf initiating treatment of reduced doses of individual NOACs compared to VKA
- To describe the risk of severe IS and fatal bleeding in patients with NVAf initiating treatment with reduced doses of individual NOACs compared to VKA

Reference Number: RD-SOP-1214

Supplement Version: 7

Population	Intervention	Comparator	Outcomes	Subgroups	
OAC-naïve NVAF patients	Reduced dose NOAC	VKA	IS/SE, ICH, AKI, kidney failure, severe IS, fatal bleeding	Elderly (80+)	Primary objectives
				Elderly (85+)	
				Diabetes	
				Diabetes and renal impairment	
				Frail patients	
				Prior IS or SE	
				Prior bleeding	
				Renal impairment (exploratory)	
OAC-naïve NVAF patients	Reduced dose NOAC	VKA	Treatment persistence	Elderly (80+)	Further objectives
				Elderly (85+)	
				Diabetes	
				Diabetes and renal impairment	
				Frail patients	
				Prior IS or SE	
				Prior bleeding	
				Renal impairment (exploratory)	

Figure 1. Overview of objectives





## 9. Research methods

### 9.1 Study design

We will conduct a non-interventional cohort study. The study period will run from 1 January 2010 until 31 December 2018, or the latest available date in the data.

### 9.2 Setting

#### 9.2.1 Study population

The population will be sourced from national administrative registers in Denmark, Finland, Norway and Sweden. The study population is defined as patients with NVAF who initiate treatment with OACs (VKA or NOAC).

#### 9.2.2 Study time frame

The study period will begin on 1 January 2010 and end on 31 December 2018, or the latest available date in the data. The inclusion period ranges from 1 January 2011 to 31 December 2017. The day of the first qualifying OAC dispensing (index drug) will constitute the index date (the day of the first qualifying OAC dispensing). The baseline period is defined as the 12 months prior to and including the index date, and will be used to identify new users of OACs. Patients will be followed from the index date until the outcome event of interest, discontinuation of the index drug, death, end of follow-up or the end of the study period, whichever comes first.

#### 9.2.3 Inclusion criteria

Patients must meet all of the following inclusion criteria (see stand-alone document *Definitions and Operationalizations* for details) to be eligible for the study:

- Patients with a qualifying OAC (see Table 1) dispensed during the inclusion period
- A primary diagnosis indicative of atrial fibrillation during the baseline period

#### 9.2.4 Exclusion criteria

Patients meeting any of the following exclusion criteria (see stand-alone document *Definitions and Operationalizations* for details) will be excluded from the analysis:

- Age < 18 years at index date
- Died on index date
- A diagnosis of valvular disease, pregnancy, transient cause of atrial fibrillation or venous thromboembolism in the baseline period or on the index date
- Hip or knee replacement surgery in the 60 days prior to or on the index date
- A dispensed prescription of heparin or fondaparinux in the 60 days prior to or on the index date



- A diagnosis of end-stage kidney disease or renal replacement therapy in the baseline period or on the index date
- More than one dispensed OAC (any dose of rivaroxaban, apixaban, dabigatran, edoxaban, or warfarin) on the index date
- A dispensed prescription of an OAC (any dose of rivaroxaban, apixaban, dabigatran, edoxaban, or warfarin) during the baseline period

### 9.3 Variables

See the stand-alone document *Definitions and Operationalizations* for details and references.

#### 9.3.1 Exposure definition

Table 1 provides an overview of qualifying OACs.

**Table 1 - Qualifying oral anticoagulant for exposure in study**

Type of OAC	ATC-code	Active substance	Reduced dose
VKA	B01AA03	Warfarin	-
NOAC	B01AE07	Dabigatran etexilat	110 twice daily
NOAC	B01AF01	Rivaroxaban	15 mg once daily
NOAC	B01AF02	Apixaban	2.5 twice daily

All prescriptions will be assessed based on the documented dispensation date.

Each patient will be assigned to one of the four exposure groups based on the index drug: new users of warfarin, apixaban, dabigatran or rivaroxaban. Endoxaban was not considered for the study, as it was rarely prescribed in the Nordics prior to 2016.

Exposure time will start on the index date and will be calculated as the sum of days of supply. Nonpersistence will be defined as a gap between refills that exceeds a threshold equal to the last days' supply dispensed plus a grace period of 30 days plus days of stockpiled medication [1]. The estimated date of nonpersistence (discontinuation) will be defined as the date when the days' supply, including stockpiled medications, would have been used up, at which point the patient will be censored. Patients will be considered to have switched treatments if they are dispensed another OAC before being classified as nonpersistent. The date of the first prescription of an OAC other than the index drug will be defined as the date of treatment switch, at which point the patient will be censored.

Since NOACs are prescribed in a fixed dose, the days of supply corresponds to the number of tablets in a dispensed package for rivaroxaban (used once daily) or half the number of tablets in a package for dabigatran and apixaban (used twice daily). Days of supply for warfarin will be estimated by deriving empirical maintenance doses and via a refill interval method [2].

#### 9.3.2 Outcomes definition

- **IS and SE** will be defined based on primary diagnosis codes
- **Severe IS** will be defined in the following ways:
  - based on severity indicators in quality of care registers, when available



- based on diagnosis and procedure codes
- **ICH** will be defined based on primary diagnoses
- **Fatal bleeding** will be defined based on primary diagnosis in combination with subsequent death
- **AKI** will be defined based on primary diagnosis codes
- **Kidney failure** (end-stage kidney disease, kidney transplant, or initiation of long-term dialysis) will be defined based on diagnosis and procedure codes
- **Persistence** will be operationalized as the duration of time from initiation of treatment to discontinuation or switching as described in Section 9.3.1 (i.e. more precisely, the outcome is discontinuation/switching)

### 9.3.3 Covariate definition

Unless otherwise mentioned, all information on covariates will be collected during the baseline period.

#### Demographic characteristics

- Sex
- Age (at index date)
- Calendar year (at index date)

#### Clinical characteristics

- CHADS2 score
- CHA2DS2-VASc score
- HAS-BLED score
- Charlson Comorbidity Index (CCI)
- Frailty indicator

#### Covariates

- Alcohol abuse
- Anemia
- Aortic plaque
- Coronary heart disease:
  - Angina pectoris
  - Myocardial infarction
  - Acute ischemic heart diseases
  - Chronic ischemic heart disease
  - Coronary artery bypass graft(s)
  - Percutaneous coronary intervention
- Dementia
- Depression
- Diabetes mellitus
- Drug abuse
- Gastric or peptic ulcer disease/diseases of gastrointestinal tract



- Heart failure
- Major bleeding
- Hypertension
- Hypothyroidism
- Inflammatory bowel disease
- Other cerebrovascular disease
- Liver disease
- Hyperlipidemia
- Volume depletion
- Other metabolic disorders
- Obesity
- Peripheral artery disease
- Coronary artery disease
- Psychosis
- Pulmonary disease
- Rheumatoid arthritis/collagen vascular disease
- Renal impairment
- AKI
- Tobacco abuse
- Other vascular disease
- Malignant cancer (excl. non-melanoma skin cancer)

### **Comedications**

- Angiotensin-converting enzyme inhibitors or angiotensin-receptor blockers
- Antiarrhythmics
- Antidepressants
- Antiplatelets
- Antiulcer drugs (except proton-pump inhibitors)
- Beta blockers
- Calcium channel blockers
- Diabetes drugs (incl. insulin)
- Diuretics
- Erythropoietin-simulating agents
- Estrogens
- Lipid modifying agents
- Non-steroidal anti-inflammatory drugs
- Proton-pump inhibitors

### **9.3.4 Subgroups**

The following subgroups of special interest will be defined.

- Elderly (80+ years and 85+ years)



- Age will be assessed at the index date
- Diabetes (and in combination with renal impairment)
  - Patients with diabetes will be identified based on diagnosis codes and medication use
- Frail patients
  - Frail patients will be identified based on diagnosis and procedure codes
- Prior IS or SE
  - Patients with a history of IS/SE will be identified based on diagnoses
- Prior bleeding
  - Patients with a history of bleeding will be identified based on diagnosis and procedure codes

The following exploratory subgroup analysis will be conducted:

- Renal impairment diagnosis
  - Patients with renal impairment will be identified based on diagnosis and procedure codes

Analyses will be conducted to test for effect modification (interaction).

#### **9.4 Data sources**

This study is to be conducted on data from registers in Sweden, Denmark, Finland and Norway. Data will be sourced from national administrative registers, including the national patient registers, the prescriptions registers, which contain prescribed drugs dispensed at pharmacies, and causes of death registers in each country. Other relevant registers include the national quality of care register on stroke in Sweden.

##### **National administrative registers**

The national administrative registers in the Nordic countries have been summarized in Table 4.

The registers in the four countries provide near-complete coverage of the total population of over 25 million inhabitants – 5.6 million in Denmark, 5.4 million in Finland, 5.1 million in Norway and 9.6 million in Sweden. All included registers have nationwide coverage with linkage made possible using personal identification numbers.

**Table 2: Relevant registers in the Nordic countries**

Type of register	Specialist care	Prescription/dispensation/ reimbursement	Cause of death	
<b>Included variables relevant for this study</b>	Diagnoses (ICD-10), procedures and admission/discharge dates	ATC-codes, strength/size, prescription, date of expedition	Date of death, cause of death	
<b>Sweden</b>	<b>Holder</b>	<i>Socialstyrelsen</i> , the Swedish Board of Health and Welfare		
	<b>Name of register</b>	<i>Patientregistret</i> , National Patient Register	<i>Läkemedelsregistret</i> , Swedish Prescribed Drug Register	<i>Dödsorsaksregistret</i> , Cause of Death Register
<b>Finland</b>	<b>Holder</b>	<i>THL</i> , National Institute for Health and Welfare	<i>Kela</i> , the Social Insurance Institution	<i>Tilastokeskus</i> , Statistics Finland
	<b>Name of register</b>	<i>HILMO</i> (inpatient) and <i>AvoHILMO</i> (outpatient), Care Register for Health Care	<i>Kela</i> , Finnish Reimbursement Register	Causes of death
<b>Norway</b>	<b>Holder</b>	<i>Helsedirektoratet</i> , the Norwegian Institute of Health	<i>Folkhelseinstituttet</i> , Norwegian Institute of Public Health	
	<b>Name of register</b>	<i>Norsk pasientregister</i> , Norwegian Patient Registry	<i>NorPD</i> , Norwegian Prescription Database	<i>Dødsårsaksregisteret</i> , Norwegian Cause of Death Registry
<b>Denmark</b>	<b>Holder</b>	<i>Sundhedsdatastyrelsen</i> , Danish Health Data Protection Agency		<i>CPR-kontoret</i> , The CPR Office
	<b>Name of register</b>	<i>Landspatientregisteret</i> National Patient Register	<i>Lægemiddelstatistikregisteret</i> National Prescription Register	<i>Det Centrale Personregister</i> , The Central Person Registry

### Swedish quality of care (QoC) register for stroke

The Swedish Stroke Register (Riks-Stroke) is a national quality register on stroke and since 1998 all Swedish hospitals admitting acute stroke patients participate. The register is one of the world's largest stroke registers and includes information on several dimensions of stroke care, including background variables. Information on stroke severity at hospital arrival is registered, as measured by the National Institutes of Health Stroke Scale (NIHSS).



## 9.5 Study size

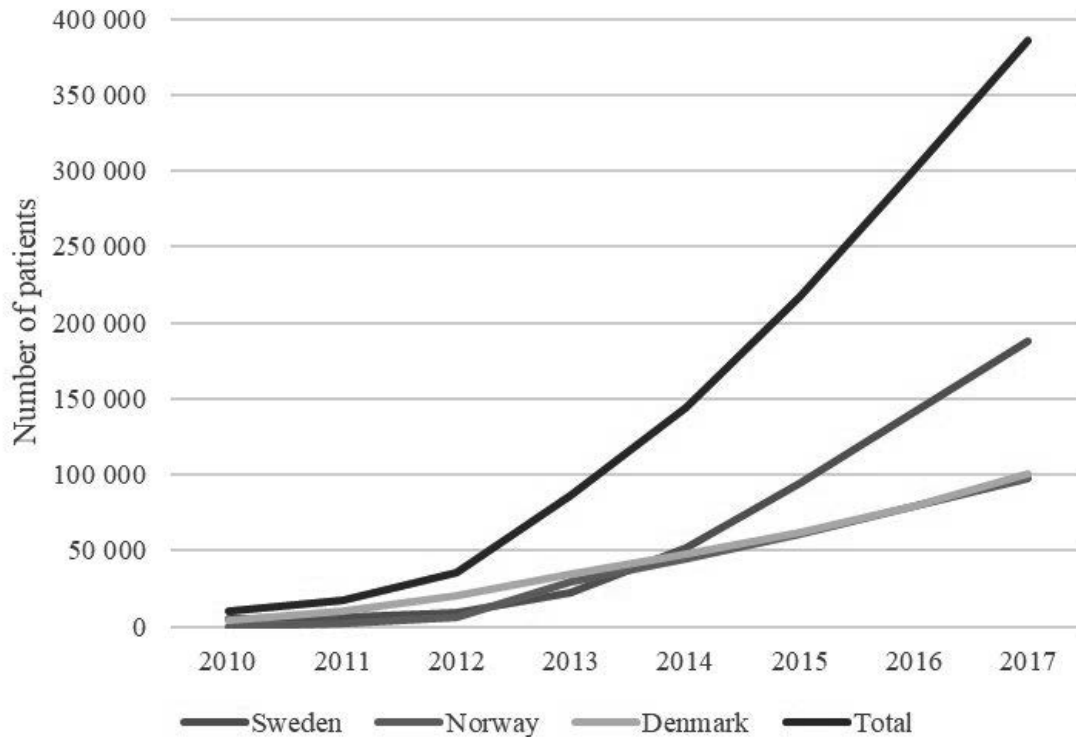
The literature was reviewed for relevant figures of naïve patients (new users of OACs). A targeted literature review of the number on new users of OACs with atrial fibrillation (AF) is summarized in Table 3.

**Table 3: Number of naïve oral anticoagulant users per drug and country**

	Denmark	Norway	Sweden
<b>Population</b>	5.6 million	5.1 million	9.6 million
<b>Population covered in study (%)</b>	100%	100%	100%
<b>Time period</b>	Aug 2011–Feb 2016	Jan 2013–Jun 2015	Dec 2011–Dec 2014
<b>Users with AF by oral anticoagulant drug:</b>			
<b>VKA</b>			
<i>B01AA03 warfarin</i>	38,893	11,427	49,418
<b>NOACs (reduced dose)</b>			
<i>B01AE07 dabigatran etexilate</i>	8,875	2,758	2,228
<i>B01AF01 rivaroxaban</i>	3,476	1,824	1,763
<i>B01AF02 apixaban</i>	4,400	1,901	2,180
<b>Total NOAC</b>	<b>16,751</b>	<b>6,483</b>	<b>6,171</b>
<b>Source:</b>	Nielsen (2017) [3]	Halvorsen 2017 [4]	Friberg (2017) [5]

Previous studies on Nordic NOAC usage (Table 3) were used to estimate the proportion of NOAC users that have AF and reduced doses, per country. This proportion was applied to the total number of NOAC patients (sourced from national prescription statistics [6-8]) for the years included in this study to account for the longer study period.

As a result of the increasing trend of NOAC usage (as demonstrated in Figure 2) and the longer study period, the estimated number of reduced dose patients included in this study is 70,000. Data to approximate the number of NVAF patients on reduced doses of NOACs in Finland could not be identified, but based on the size of the total population (5.5 million), it is probable that there are 20,000–30,000 patients.



**Figure 2: Patients on NOACs in the Nordics (excluding Finland)**

A previous study by Nielsen et al. (2017) [3] estimated the IS/SE incidence rates in dose reduced NOACs and VKA in Denmark. In addition, the paper presents hazard rates and corresponding 95% confidence intervals for the comparison of the various NOACs with VKA for this endpoint at one year follow-up. The rates and confidence intervals were weighted for inverse propensity score. The reported hazard rates were 1.19 (95% CI: [0.95; 1.49]) for apixaban vs. VKA; 0.89 (95% CI: [0.77; 1.03]) for dabigatran vs. VKA, and 0.89 (95% CI: [0.69; 1.16]) for rivaroxaban vs. VKA.

Assuming that the proportion and time patterns of IS/SE in Norway, Sweden and Finland are the same as in Denmark, similar results are expected for each single country. The precision of the confidence intervals will slightly vary given the different population sizes.

Furthermore, with the assumption of similar and homogenous hazard ratios and variability in the four countries, the meta-analysis across the countries (if undertaken) will result in a more precise estimation of the overall hazard ratio.

## 9.6 Data management

Anonymized analytical datasets comprising all observations and variables required for the planned analyses will be created (variables as specified in section 9.3).

All data management and analyses will be performed centrally or, if required by national authorities, by local researchers (only applicable for Norwegian and Danish data). A comprehensive statistical analysis plan (SAP) will be developed, which in further detail will outline the definitions and statistical methods to be used. Data management and statistical analyses will be conducted with the use of SAS, SQL and/or STATA.





We will strive towards data access and storage solutions to enable pooling of the data, and if feasible, conduct the analyses on pooled data. Data harmonization could however be an extensive task as this study involves multiple data sources in several countries. The first harmonization will have to be made on the national level, making sure that the anonymized research databases (linked data) are cleaned and well-structured. Part of this work will for instance be to harmonize revisions of ICD codes and to address updated definitions of variables and their occurrences over time.

The Nordic countries have homogenous populations that are recorded in similarly structured health registers, using similar definitions and processes to record and access data. Yet, harmonizing data between countries is an extensive task with many potential hurdles. Some of these are listed below.

- Variable definitions (e.g. ICD revisions, codes expanding/contracting in scope)
- Data coverage (e.g. new clinics added)
- Data updates (e.g. outpatient data, DRG)
- Differences in reporting standards (e.g. different data formats)

All these issues may result in errors or bias if not carefully considered before setting up the database and executing the analyses. We will therefore address these challenges in detail in the SAP if pooling is determined feasible, and agreed on to be undertaken.

## **9.7 Data analysis**

The study will initially be conducted with separate country cohorts, reporting country specific outcomes. A meta-analysis of the aggregated results may thereafter be conducted. Detailed methodology for the analyses of data collected in this study will be documented in the SAP. Any non-minor deviations from the SAP will be documented.

### **9.7.1 Descriptive analysis**

Patients will be described at treatment initiation in terms of demographic and clinical variables. Continuous variables will be reported as number of observations, means, medians, standard deviations, interquartile range (IQR), and 5th and 95th percentiles. For categorical variables the numbers and proportions of patients in each category will be presented in line with applicable data protection regulation (e.g. minimum of 3 patients). Person years of follow-up will be calculated from the index date to the outcome event of interest, discontinuation of the index drug, death, end of follow-up or the end of the study period, whichever comes first. Incidence rates will be calculated as the number of events over the observed person-time. Corresponding 95% confidence intervals will be computed.

### **9.7.2 Main analysis**

This section presents an outline of the main analyses to be performed.

To determine the risk of outcomes among NOAC users compared with warfarin (reference) users, we will calculate cause-specific hazard ratios using Cox regression models. Failure curves will be used to depict how risks of events evolve over time. Cause-specific cumulative incidence functions will be used to calculate absolute risks of events taking into account the competing risk of death [9]. To allow for a comparison across the different treatment regimens, an inverse probability of treatment weight-approach will be used to estimate treatment effect in the entire study population [10-13]. The underlying propensity score models will be based on the variables presented in section



9.3. Balance between treatment populations will be evaluated by standardized differences of all baseline covariates, using a threshold of 0.1 to indicate imbalance.

### 9.7.3 Sensitivity analysis

We will conduct pre-defined sensitivity analyses to verify the consistency of our results.

To explore the potential for bias from baseline differences and the propensity of receiving treatment with a NOAC, we will perform sensitivity analyses using ordinary crude and Cox multivariate adjusted analyses to compare the results obtained from the main analyses [14]. We will also consider sensitivity analyses to standardize the estimates to the treated population (using standardised morbidity ratio weights or matching).

Importantly, potential bias may be driven by strong treatment effect heterogeneity across the population. This will be explored in addition to the pre-planned subgroup analyses of high risk patients. For the main outcomes of interest, we will also exclude patients with a prior event during the baseline period. A longer study baseline period will be considered pending data availability.

Finally, as the introduction of each NOAC could have influenced patient selection, we will repeat the main analysis confined to time periods during which all NOACs have been available (the calendar year of treatment initiation will also be used as a covariate). Intention to treat (ITT) analyses and variable grace periods for exposure assessment (e.g. 60, 90, 180 days) and follow-up lengths (e.g. 1, 2 years, all available data) will also be considered in sensitivity analyses.

## 9.8 Quality control

The national and compulsory health registers included in the present study are typically governed by the national authorities in charge of public health and welfare. Reporting of information to the registers is compulsory by all health care providers and pharmacies, thus guaranteeing high completeness rates and nationwide coverage. Rigorous validation work is constantly ongoing from the health authorities in the respective countries in order to ensure that data are complete, comprehensive and of the highest quality possible. There is a large number of scientific publications based on the register data sources that will be used in this study. Data will be examined for completeness and missing data are anticipated to be minimal based on previous research and the compulsory nature of the data collection.

The analyses will be executed as stipulated in the SAP. Designated researchers will be responsible for most operational tasks such as data management, analyses, and report writing. If required by national authorities, local researchers will perform data extraction, data management and analyses. Such analyses will be supervised centrally to guarantee that the same project standards are being followed. The team will be led by a research leader with experience from similar projects.

The steps involved in data management and analyses will be recorded in maintained scripts and logs. This will simplify data updates and ensure reproducibility of results, from raw data to end results.

Data analyses are quality controlled according to an in-house protocol that includes a code review. Data cleaning and analytical steps performed will be reviewed by a second programmer. Any errors or omissions found during this review will be communicated back to the original analyst and updated accordingly.



## 9.9 Limitations of the research methods

### 9.9.1 Internal validity of study design

Due to the observational nature and absence of randomization in this study, various potential biases arise. The overall study design aims to minimize some of these biases by creating a cohort of patients newly prescribed OACs and following treatment groups over time for the outcomes of interest. Hence this (active comparator, new user) design limits the study of patients with an indication for treatment and starts follow-up for these patients at treatment initiation, ensuring correct temporality between covariate and exposure assessment.

#### *Bias due to missing data*

This study will to a large extent rely on register-based data which are known to have a high degree of completeness. Reporting of certain variables used in this study is not voluntary. For example, information on health care visits and prescriptions can be expected to be present. If information regarding dates, diagnosis codes or treatment information is absent, these records would be excluded from analysis since imputation of these types of variables would be difficult to implement and justify. In the unlikely event that a patient's health care visit or prescription would not have been captured at all by the registers, this instance of missing data would not be possible to identify.

Diagnoses of outcomes and comorbidities will be identified using diagnosis and procedure codes, which are subject to potential miscoding. The health registers included in the study do, however, cover all diagnoses and procedures in the hospital setting irrespective of where they occurred.

#### *Missclassification bias*

Given that outcomes will be defined using national and population-based health register data, there will be an inherent risk of information bias resulting from classification error.

One limitation of the study is that treatment dates are based on the date of filling the prescription at the pharmacy, but not necessarily the date of treatment administration. There is also a risk that the dispensation of the respective drug does not guarantee that the patient actually took the medication. This will always be the case in observational studies of self-administered treatments since the actual patient behaviour cannot be observed. However, in case of continuous drug dispensations by the same patient, the amount of misclassification is expected to be low. Another limitation of the study is that for patients who switched between OACs, only the episode of the initial OAC will be considered in the analysis.

Furthermore, the lack of access to certain patient data in this study, e.g. laboratory values, means that proxies are instead used to identify some patient characteristics, such as level of renal impairment. The lack of some clinical data also impacts analyses of how the treatments of interest are administered in terms of populations and doses used.

In general, differential misclassification may occur if information differs between treatment groups.

#### *Confounding*

In addition to this study restricting comparisons between medications intended for patients with the same clinical indication, additional techniques used to reduce the biases inherent to observational research will be described in detail the SAP. The potential impact of confounding by indication (i.e. any drug reserved for the frailest patients will be associated with the worst outcomes) will also indirectly be explored in the specified subgroup analyses of high risk patients.



### ***Selection bias***

By choice of study design this study aims to minimize selection bias by restricting the study to new users. While the national registers used in this study have complete coverage of their respective general populations, only prescriptions filled at pharmacies can be captured in the data (generally hospital-administered drugs are not captured). This is however not likely to introduce a selection bias given that the majority of OAC treatments is provided outside of the hospital setting.

#### **9.9.2 External validity of study design**

The findings of this study will be based on Nordic data and will as such not be directly transferable to other countries or regions.

### **10. Protection of human subjects**

All patient-level data are de-identified to comply with European data protection regulations. Since this study is based on anonymized data, informed consent of the patient is not required. This study will comply with all applicable laws, regulations, and guidance regarding patient protection including patient privacy. Patient data will be linked using anonymized, unique patient identification numbers. Only the key holder in each country, usually the statistics authority or data holder, will have access to the population key. All data will be stored on encrypted and password protected servers and transfers will be managed securely, either through physical transportation or encrypted datalinks. Access to the data will be restricted to the personnel directly involved in this study.

### **11. Management and reporting of adverse events/adverse reactions**

As per the EMA Guideline on Good Pharmacovigilance Practices (Module VI– Collection, management and submission of reports of suspected adverse reactions to medicinal products [Rev 2]), for non-interventional study designs that are based on secondary use of data, individual reporting of adverse reactions is not required.

### **12. Plans for disseminating and communicating study results**

The results of this study will be summarized in a study report. It is further planned to submit at least one publication based on the results of this study to an international peer-reviewed journal. The study will be registered in the EU PAS Register.



### 13. References

1. Parker, M.M., et al., *An algorithm to identify medication nonpersistence using electronic pharmacy databases*. Journal of the American Medical Informatics Association, 2015. **22**(5): p. 957-961.
2. Skeppholm, M. and L. Friberg, *Adherence to warfarin treatment among patients with atrial fibrillation*. Clinical Research in Cardiology, 2014. **103**(12): p. 998-1005.
3. Nielsen, P.B., et al., *Effectiveness and safety of reduced dose non-vitamin K antagonist oral anticoagulants and warfarin in patients with atrial fibrillation: propensity weighted nationwide cohort study*. Bmj, 2017. **356**: p. j510.
4. Halvorsen, S., et al., *A nationwide registry study to compare bleeding rates in patients with atrial fibrillation being prescribed oral anticoagulants*. 2016. **3**(1): p. 28-36.
5. Friberg, L. and J.J.O.h. Oldgren, *Efficacy and safety of non-vitamin K antagonist oral anticoagulants compared with warfarin in patients with atrial fibrillation*. 2017. **4**(2): p. e000682.
6. Sundhedsdatastyrelsen [Danish Health Data Agency]. *Statistical database for pharmaceuticals*. 2018; Available from: <http://esundhed.dk/sundhedsregistre/LSR/Sider/LSR.aspx>.
7. Folkehelseinstituttet [Norwegian Institute of Public Health]. *the Norwegian Prescription Database*. 2018; Available from: <http://www.reseptregisteret.no/>.
8. Socialstyrelsen [The National Board of Health and Welfare]. *Statistical database for pharmaceuticals*. 2018; Available from: <http://www.socialstyrelsen.se/statistik/statistikdatabas/lakemedel>.
9. Gooley, T.A., et al., *Estimation of failure probabilities in the presence of competing risks: new representations of old estimators*. Statistics in medicine, 1999. **18**(6): p. 695-706.
10. Robins, J.M., M.A. Hernan, and B. Brumback, *Marginal structural models and causal inference in epidemiology*. 2000, LWW.
11. Stürmer, T., et al., *Propensity scores for confounder adjustment when assessing the effects of medical interventions using nonexperimental study designs*. Journal of internal medicine, 2014. **275**(6): p. 570-580.
12. Xu, S., et al., *Use of stabilized inverse propensity scores as weights to directly estimate relative risk and its confidence intervals*. Value in Health, 2010. **13**(2): p. 273-277.
13. Austin, P.C., *An introduction to propensity score methods for reducing the effects of confounding in observational studies*. Multivariate behavioral research, 2011. **46**(3): p. 399-424.

Reference Number: RD-SOP-1214  
Supplement Version: 7



14. Kurth, T., et al., *Results of multivariable logistic regression, propensity matching, propensity adjustment, and propensity-based weighting under conditions of nonuniform effect.* American journal of epidemiology, 2005. **163**(3): p. 262-270.

Reference Number: RD-SOP-1214  
Supplement Version: 7



## Annex 1: List of stand-alone documents

**Table 4: List of stand-alone documents**

<b>Document Name</b>	<b>Final version and date (if available)</b>
Co-Investigators and Steering/Publication Committee Members	v1.0
Definitions and Operationalizations	v1.0
Statistical Analysis Plan (SAP)	–

*Reference Number: RD-SOP-1214*  
*Supplement Version: 7*



## **Annex 2: ENCePP checklist for post-authorization safety study (PASS) protocols**



Reference Number: RD-SOP-1214  
Supplement Version: 7



### Annex 3: Signature pages

#### Signature Page - OS Conduct Responsible

**Title** Real-world evidence for non-valvular atrial fibrillation patients treated with oral anticoagulation in the Nordics (REATTAIN)

**Protocol version and date** v2.2, 11.2020

**IMPACT study number** 20030

**Study type / Study phase** Observational  
PASS Joint PASS:  YES  NO

**EU PAS register number** EUPAS33167

**Active substance** Dabigatran etexilate, rivaroxaban, apixaban

**Comparator / Reference therapy** Warfarin

**Study Initiator and Funder** Bayer AG

*The undersigned confirms that s/he agrees that the study will be conducted under the conditions described in the protocol.*

Print Name: PPD PPD

1/26/2021 | 3:08:37 PM CET

Date, Signature: \_\_\_\_\_

Reference Number: RD-SOP-1214  
Supplement Version: 7



**Signature Page - Qualified Person responsible for Pharmacovigilance (QPPV)**

**Title** Real-world evidence for non-valvular atrial fibrillation patients treated with oral anticoagulation in the Nordics (REATTAIN)

**Protocol version and date** v2.2, 11.2020

**IMPACT study number** 20030

**Study type / Study phase** Observational  
PASS Joint PASS:  YES  NO

**EU PAS register number** EUPAS33167

**Active substance** Dabigatran etexilate, rivaroxaban, apixaban

**Comparator / Reference therapy** Warfarin

**Study Initiator and Funder** Bayer AG

*The undersigned confirms that s/he agrees that the study will be conducted under the conditions described in the protocol.*

Print Name: PPD [Redacted] PPD [Redacted]  
 1/26/2021 | 4:22:16 PM CET  
 Date, Signature: \_\_\_\_\_, \_\_\_\_\_

Reference Number: RD-SOP-1214  
Supplement Version: 7



## Signature Page - Outcomes Data Generation

**Title** Real-world evidence for non-valvular atrial fibrillation patients treated with oral anticoagulation in the Nordics (REATTAIN)

**Protocol version and date** v2.2, 11.2020

**IMPACT study number** 20030

**Study type / Study phase** Observational  
PASS Joint PASS:  YES  NO

**EU PAS register number** EUPAS33167

**Active substance** Dabigatran etexilate, rivaroxaban, apixaban

**Comparator / Reference therapy** Warfarin

**Study Initiator and Funder** Bayer AG

*The undersigned confirms that s/he agrees that the study will be conducted under the conditions described in the protocol.*

Print Name: PPD

Date, Signature: \_\_\_\_\_, \_\_\_\_\_

Reference Number: RD-SOP-1214  
Supplement Version: 7



**Signature Page - OS Safety Lead**

**Title** Real-world evidence for non-valvular atrial fibrillation patients treated with oral anticoagulation in the Nordics (REATTAIN)

**Protocol version and date** v2.2, 11.2020

**IMPACT study number** 20030

**Study type / Study phase** Observational  
PASS Joint PASS:  YES  NO



**EU PAS register number** EUPAS33167

**Active substance** Dabigatran etexilate, rivaroxaban, apixaban

**Comparator / Reference therapy** Warfarin

**Study Initiator and Funder** Bayer AG

*The undersigned confirms that s/he agrees that the study will be conducted under the conditions described in the protocol.*

Print Name: PPD  

1/27/2021 | 1:10:50 PM PST

Date, Signature: \_\_\_\_\_, \_\_\_\_\_

Reference Number: RD-SOP-1214  
Supplement Version: 7



**Signature Page - OS Medical Expert**

**Title** Real-world evidence for non-valvular atrial fibrillation patients treated with oral anticoagulation in the Nordics (REATTAIN)

**Protocol version and date** v2.2, 11.2020

**IMPACT study number** 20030

**Study type / Study phase** Observational  
PASS Joint PASS:  YES  NO

**EU PAS register number** EUPAS33167

**Active substance** Dabigatran etexilate, rivaroxaban, apixaban

**Comparator / Reference therapy** Warfarin

**Study Initiator and Funder** Bayer AG

*The undersigned confirms that s/he agrees that the study will be conducted under the conditions described in the protocol.*

Print Name: PPD [Redacted] PPD [Redacted]

1/28/2021 | 2:46:19 PM CET

Date, Signature: \_\_\_\_\_, \_\_\_\_\_

Reference Number: RD-SOP-1214  
Supplement Version: 7



**Signature Page - OS Statistician**

**Title** Real-world evidence for non-valvular atrial fibrillation patients treated with oral anticoagulation in the Nordics (REATTAIN)

**Protocol version and date** v2.2, 11.2020

**IMPACT study number** 20030

**Study type / Study phase** Observational  
PASS Joint PASS:  YES  NO

**EU PAS register number** EUPAS33167

**Active substance** Dabigatran etexilate, rivaroxaban, apixaban

**Comparator / Reference therapy** Warfarin

**Study Initiator and Funder** Bayer AG

*The undersigned confirms that s/he agrees that the study will be conducted under the conditions described in the protocol.*

Print Name: PPD \_\_\_\_\_

1/28/2021 | 2:54:04 PM CET

Date, Signature: \_\_\_\_\_, \_\_\_\_\_

Reference Number: RD-SOP-1214  
Supplement Version: 7



**Signature Page - OS Epidemiologist**

**Title** Real-world evidence for non-valvular atrial fibrillation patients treated with oral anticoagulation in the Nordics (REATTAIN)

**Protocol version and date** v2.2, 11.2020

**IMPACT study number** 20030

**Study type / Study phase** Observational  
PASS Joint PASS:  YES  NO

**EU PAS register number** EUPAS33167

**Active substance** Dabigatran etexilate, rivaroxaban, apixaban

**Comparator / Reference therapy** Warfarin

**Study Initiator and Funder** Bayer AG

*The undersigned confirms that s/he agrees that the study will be conducted under the conditions described in the protocol.*

Print Name: PPD [Redacted]

1/29/2021 | 8:52:01 AM CET

Date, Signature: \_\_\_\_\_, \_\_\_\_\_ [Redacted]